Q2 2023
BUSINESS UPDATE

AUGUST 3, 2023

COPYRIGHT © ABCELLERA

DISCLAIMER

This presentation contains forward-looking statements, including statements made pursuant to the safe harbor provisions of the Private Securities Litigation Reform Act of 1995. The forward-looking statements are based on management's beliefs and assumptions and on information currently available to management. All statements contained in this presentation other than statements of historical fact are forward-looking statements, including statements regarding our ability to develop, commercialize and achieve market acceptance of our current and planned products and services, our research and development efforts, and other matters regarding our business strategies, use of capital, results of operations and financial position, and plans and objectives for future operations. In some cases, you can identify forward-looking statements by the words "may," "will," "could," "would," "should," "expect," "intend," "plan," "anticipate," "believe," "estimate," "predict," "project," "potential," "continue," "ongoing" or the negative of these terms or other comparable terminology, although not all forward-looking statements contain these words.

These statements involve risks, uncertainties and other factors that may cause actual results, levels of activity, performance, or achievements to be materially different from the information expressed or implied by these forward-looking statements. These risks, uncertainties and other factors are described under "Risk Factors," "Management's Discussion and Analysis of Financial Condition and Results of Operations" and elsewhere in the documents we file with the Securities and Exchange Commission from time to time. We caution you that forward-looking statements are based on a combination of facts and factors currently known by us and our projections of the future, about which we cannot be certain. As a result, the forward-looking statements may not prove to be accurate. The forward-looking statements in this presentation represent our views as of the date hereof. We undertake no obligation to update any forward-looking statements for any reason, except as required by law.

COPYRIGHT © ABCELLERA

CONTINUED PROGRESS IN **BUILDING ABCELLERA'S HIGH-VALUE PORTFOLIO**

$823M in total cash, cash equivalents & marketable securities

177 cumulative programs under contract

106 cumulative partnered programs started

9 molecules in the clinic

COPYRIGHT © ABCELLERA

MARKET OPPORTUNITY.

AbCellera's end market is antibody medicines.

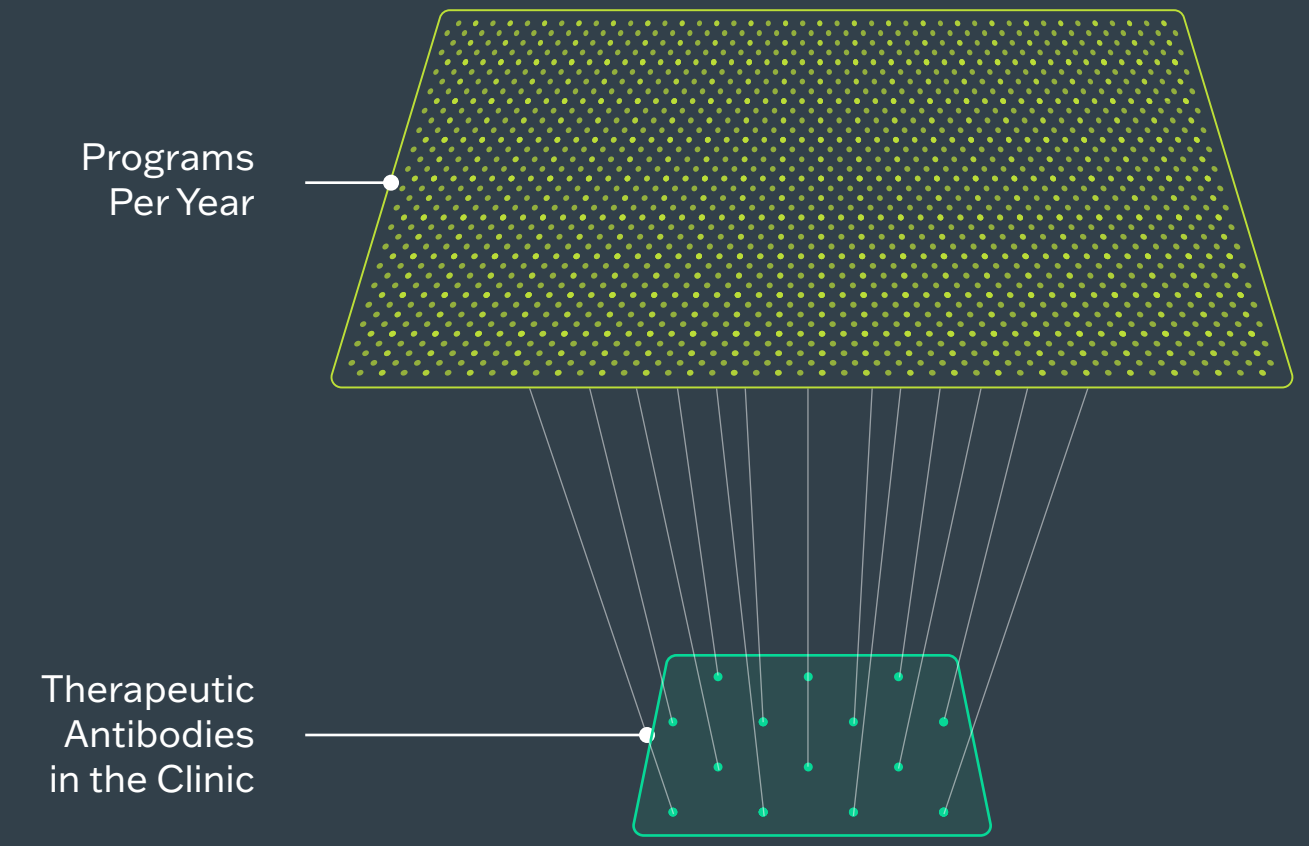

Market Size in 2022 *Source: Allied Market Research*

Antibody Discovery **~$6B**

Market Size by 2030 *Source: IQVIA*

Commercial Antibody Medicines **~$400B**

COPYRIGHT © ABCELLERA

AbCellera secures ~$220M in non-dilutive funding to accelerate execution of strategy and bring programs into clinic with high capital efficiency.

Lab & Office Construction	Discovery & Pre-clinical Development	Clinical Studies	Total Project Investments
~$220M	~$190M	~$100M	~$520M

Stronger engine.

Allows us to offer highly differentiated end-to-end capabilities to select partners.

Enhanced portfolio.

Through the advancement of multiple wholly-owned pre-partnered programs from initiation all the way to Phase 1 clinical trials.

COPYRIGHT © ABCELLERA

Government funding drives value in multiple dimensions of AbCellera's business.

Funding will allow us to advance more pre-partnered programs, and we believe success in these programs will drive value in multiple dimensions of our business:



Develop platform, including establishing **integrated manufacturing capabilities**.



Bring programs to **value inflection points**.



Attract additional and **higher-value partner-initiated programs**.

COPYRIGHT © ABCELLERA

Q2 2023

FINANCIALS UPDATE

COPYRIGHT © ABCELLERA

Strong portfolio growth.

Total # of
Programs Under Contract 177

Total # of
Discovery Partners 41

Cumulative # of
Partnered Program Starts

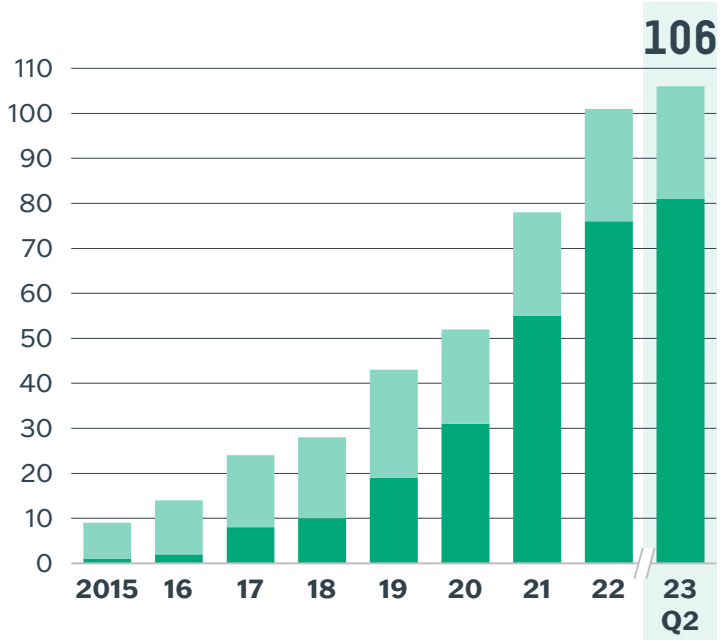

Cumulative # of
Molecules in the Clinic

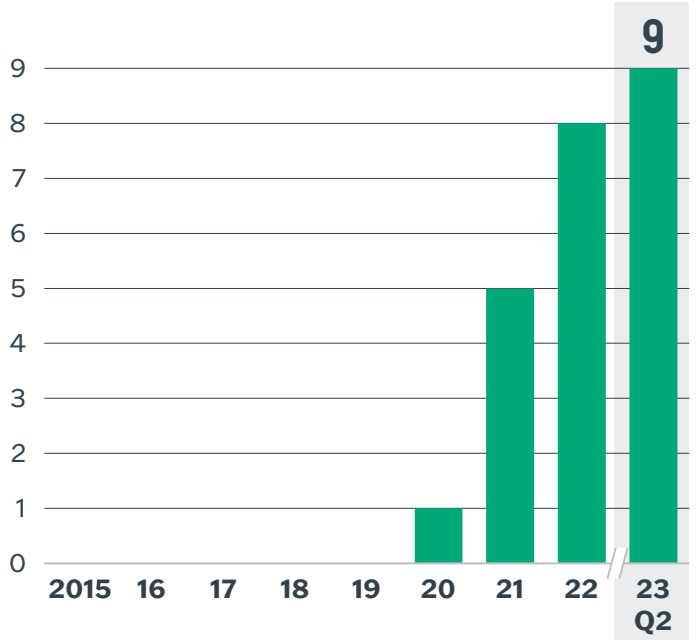

– **WITHOUT** downstream participation
+ **WITH** downstream participation

Note: Showing year-end figures, except for most-recent quarter.
Historical results are not necessarily indicative of future results.

COPYRIGHT © ABCELLERA

9 molecules in the clinic.

MOLECULE	STAGE	THERAPEUTIC AREA	PARTNER	PROGRAM TYPE
bamlanivimab (LY-CoV555)	Marketed, Emergency Use Authorization (EUA)	• infectious disease: COVID-19	Lilly	AbCellera pre-partnered program **PARTNERED**
bebtelovimab (LY-CoV1404)	Marketed, Emergency Use Authorization (EUA)	• infectious disease: COVID-19		
TAK-920/DNL919	Phase 1	• neurology: Alzheimer's Disease	DENALI	AbCellera partner-initiated discovery
undisclosed	Phase 1	• neuroscience	teva	
undisclosed	Phase 1	• undisclosed	undisclosed	Trianni license
NBL-012	Phase 1	• dermatology • gastrointestinal disease • immunology	NovaRock BIOTHERAPEUTICS	
NBL-015/FL-301	Phase 1	• oncology		
NBL-020	IND/CTA authorized	• oncology		
IVX-01	Clinical field study	• animal health	Invetx	AbCellera partner-initiated discovery

As of June 30, 2023

COPYRIGHT © ABCELLERA

$10M total revenue, predominantly from discovery activity.

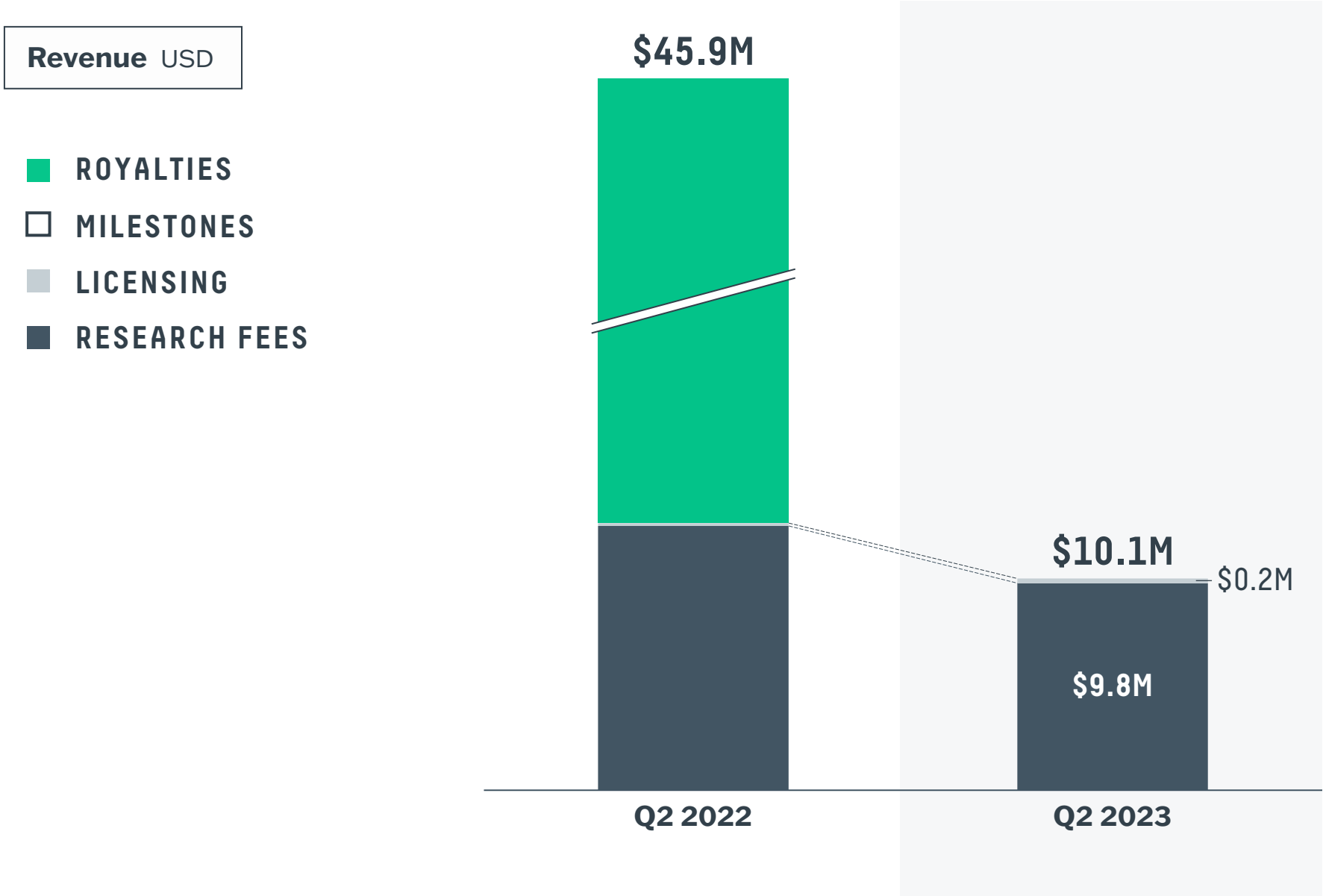

COPYRIGHT © ABCELLERA

Operating expenses reflect ongoing investments.

Operating Expenses USD

RESEARCH & DEVELOPMENT

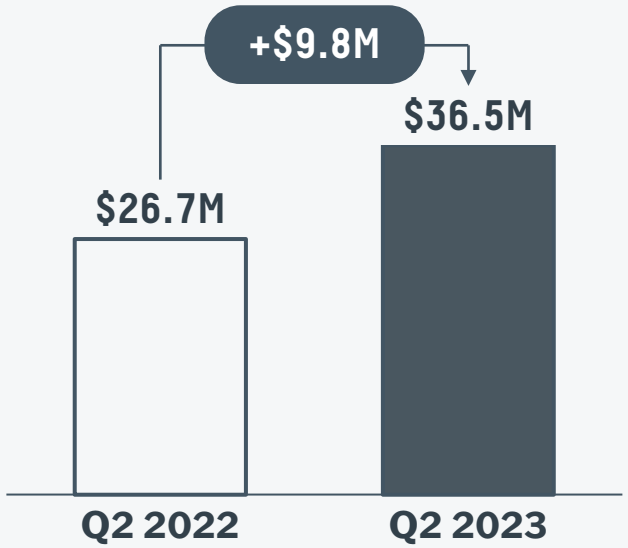

SALES & MARKETING

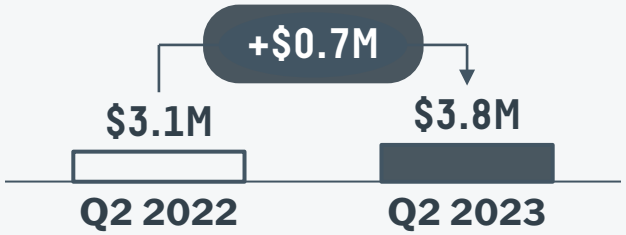

GENERAL & ADMIN

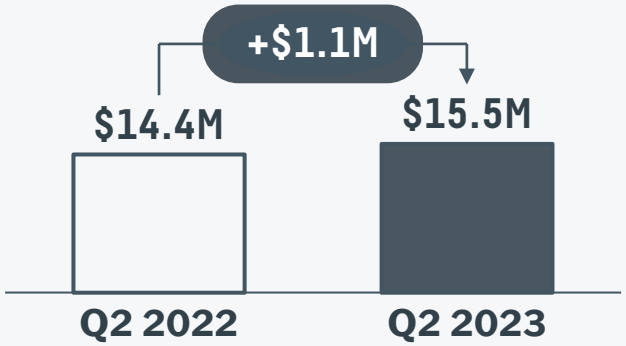

COPYRIGHT © ABCELLERA

Net loss of $31M; equivalent to ($0.11) per share (basic & diluted).

Earnings USD

NET EARNINGS

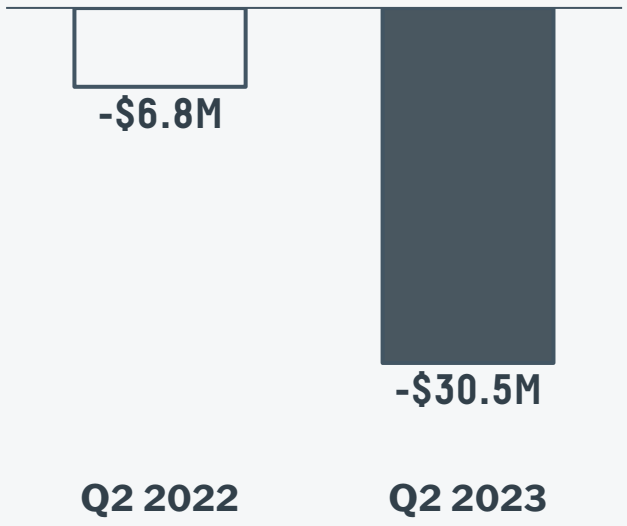

EARNINGS PER SHARE: BASIC

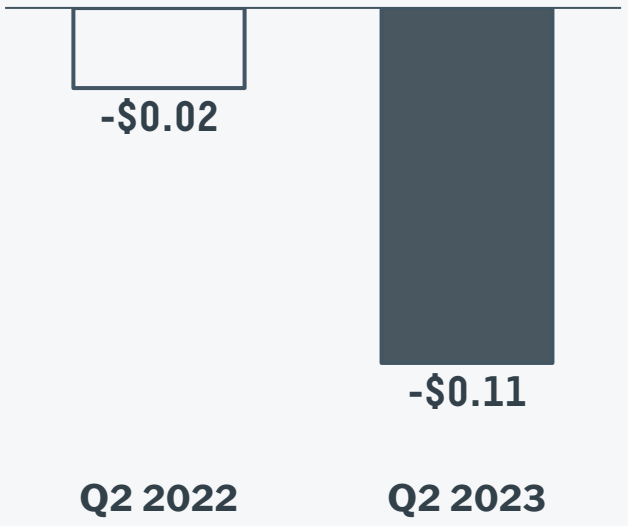

EARNINGS PER SHARE: DILUTED

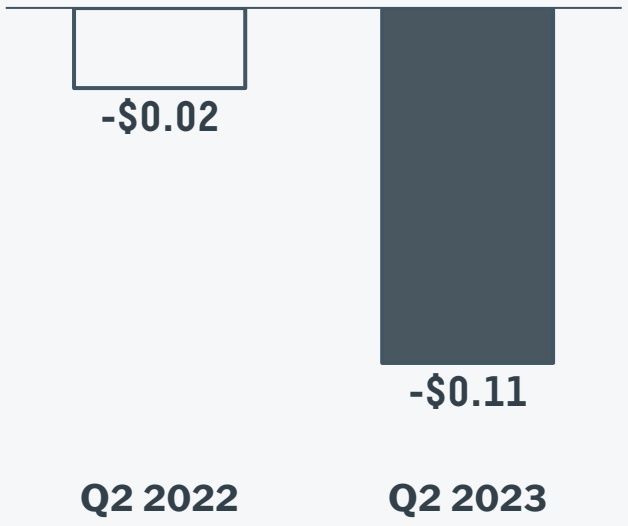

COPYRIGHT © ABCELLERA

Over 800 million in total cash, equivalents, and marketable securities.

Cash Flows USD

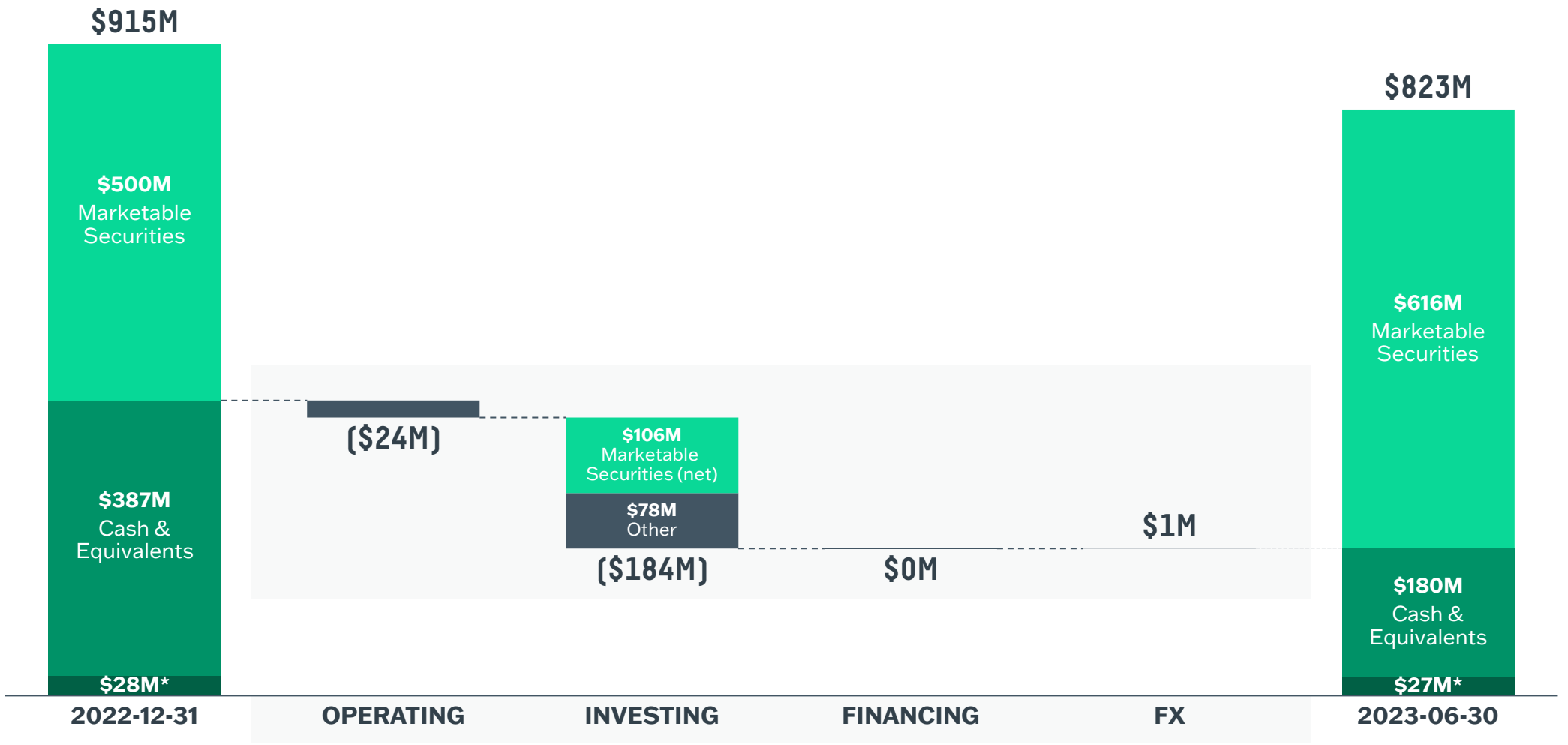

* Restricted cash (including restricted cash in other assets)

COPYRIGHT © ABCELLERA

THANK YOU



COPYRIGHT © ABCELLERA