

# Q3 2023 BUSINESS UPDATE

NOVEMBER 2, 2023



# DISCLAIMER

This presentation contains forward-looking statements, including statements made pursuant to the safe harbor provisions of the Private Securities Litigation Reform Act of 1995. The forward-looking statements are based on management’s beliefs and assumptions and on information currently available to management. All statements contained in this presentation other than statements of historical fact are forward-looking statements, including statements regarding our ability to develop, commercialize and achieve market acceptance of our current and planned products and services, our research and development efforts, and other matters regarding our business strategies, use of capital, results of operations and financial position, and plans and objectives for future operations. In some cases, you can identify forward-looking statements by the words “may,” “will,” “could,” “would,” “should,” “expect,” “intend,” “plan,” “anticipate,” “believe,” “estimate,” “predict,” “project,” “potential,” “continue,” “ongoing” or the negative of these terms or other comparable terminology, although not all forward-looking statements contain these words.

These statements involve risks, uncertainties and other factors that may cause actual results, levels of activity, performance, or achievements to be materially different from the information expressed or implied by these forward-looking statements. These risks, uncertainties and other factors are described under “Risk Factors,” “Management’s Discussion and Analysis of Financial Condition and Results of Operations” and elsewhere in the documents we file with the Securities and Exchange Commission from time to time. We caution you that forward-looking statements are based on a combination of facts and factors currently known by us and our projections of the future, about which we cannot be certain. As a result, the forward-looking statements may not prove to be accurate. The forward-looking statements in this presentation represent our views as of the date hereof. We undertake no obligation to update any forward-looking statements for any reason, except as required by law.



Q3 2023. BUSINESS UPDATE SUMMARY.

Continued focus  
on **high-value**  
**programs**  
& **strategic**  
**partnerships**

**\$813M**

in total cash,  
cash equivalents, &  
marketable securities

**182**

cumulative programs  
under contract

**110**

cumulative partnered  
programs started

**10**

molecules in  
the clinic



# Two AbCellera-led programs advancing into **IND-enabling studies.**

MOLECULE	TARGET	INDICATION	THERAPEUTIC AREA	POTENTIAL DIFFERENTIATION	POTENTIAL MARKET SIZE
<b>ABCL575</b>	<b>OX40L</b>	atopic dermatitis	immunology and inflammation	best in class	\$17B by 2032*
<b>ABCL635</b>	undisclosed <b>GPCR or ion channel</b>	undisclosed	metabolic and endocrine conditions	first in class	>\$2B

\* Source: IQVIA



# Strategic collaborations with new and existing partners.

**REGENERON**



**8** programs  
under contract

**Q** MULTIPLE INDICATIONS

**4** new

**2** completed

Regeneron has exercised its rights to advance antibody candidates into further preclinical development

**1** program  
under contract

**Q** ONCOLOGY



PRIORITIES

# Delivering on stated **business objectives.**

## **ELECT**

candidates for  
**IND-enabling studies**

## **EXECUTE**

**strategic  
partnerships**

## **ADVANCE**

**T-cell engager  
platform**



# Q3 2023

FINANCIALS UPDATE



# Continuing portfolio growth.

Total # of

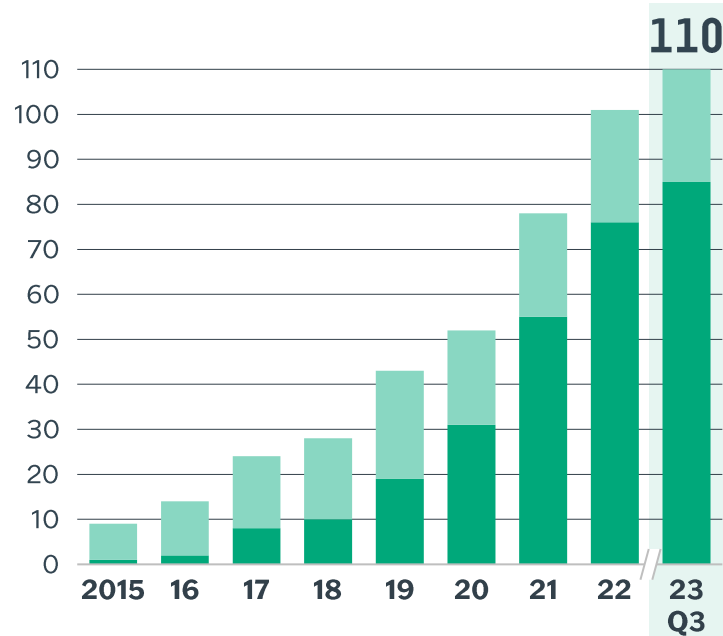
**Programs Under Contract 182**



Total # of

**Discovery Partners 42**

Cumulative # of

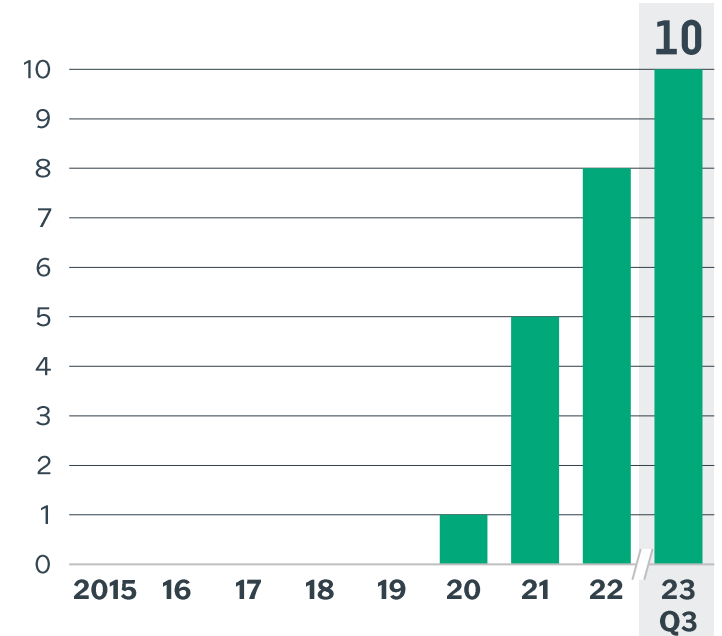
**Partnered Program Starts**



 - **WITHOUT** downstream participation  
 + **WITH** downstream participation

Cumulative # of

**Molecules in the Clinic**



Note: Showing year-end figures, except for most-recent quarter. Historical results are not necessarily indicative of future results.

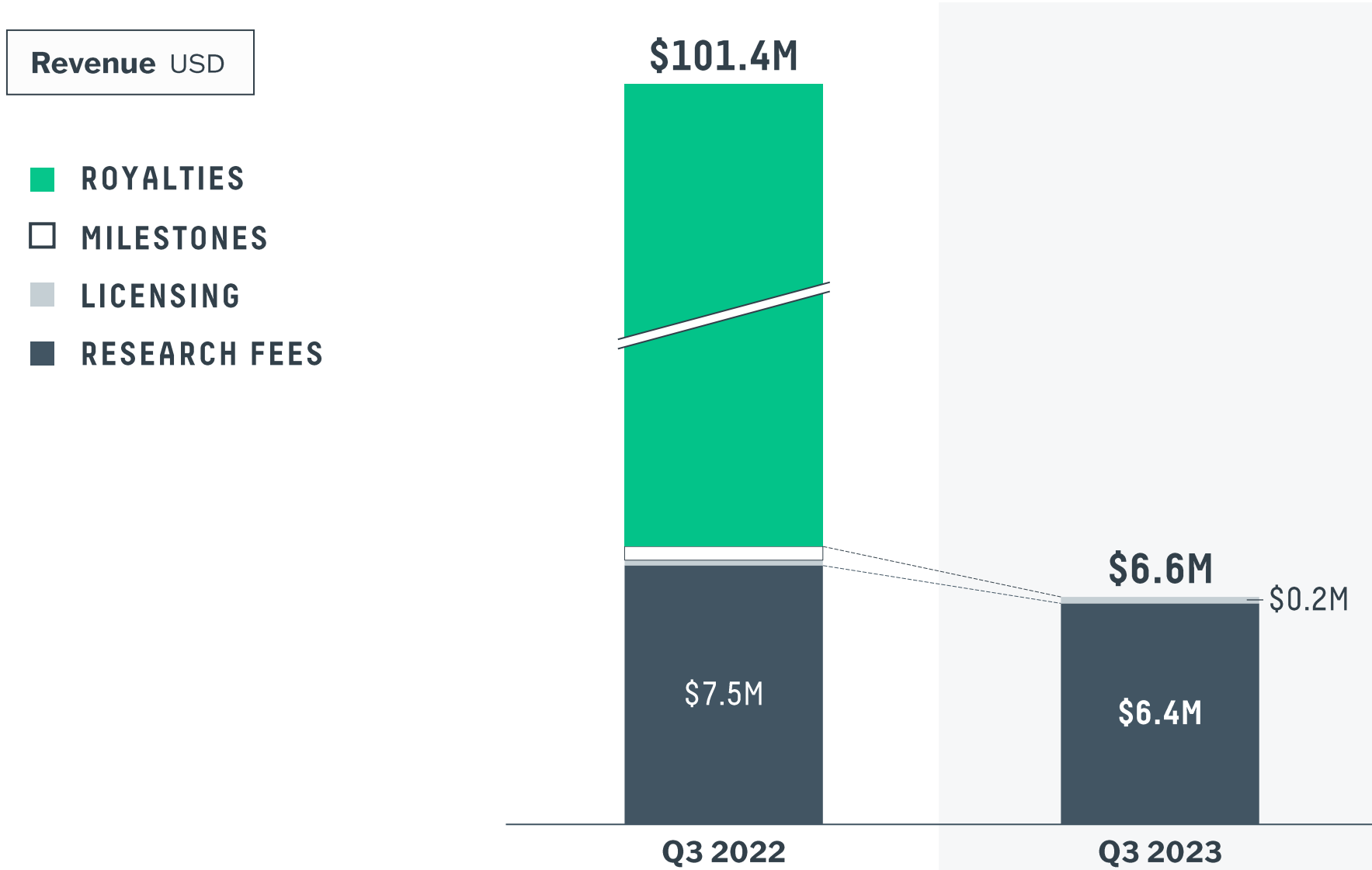


# Now 10 molecules in the clinic.

MOLECULE	STAGE	THERAPEUTIC AREA	PARTNER	PROGRAM TYPE
<b>bamlanivimab</b> (LY-CoV555)	Marketed, Emergency Use Authorization (EUA)	<ul style="list-style-type: none"> <li>infectious disease: COVID-19</li> </ul>		AbCellera-initiated program <b>PARTNERED</b>
<b>bebtelovimab</b> (LY-CoV1404)	Marketed, Emergency Use Authorization (EUA)	<ul style="list-style-type: none"> <li>infectious disease: COVID-19</li> </ul>		
<b>TAK-920/DNL919</b>	Phase 1	<ul style="list-style-type: none"> <li>neurology: Alzheimer's Disease</li> </ul>		AbCellera partner-initiated discovery
<b>undisclosed</b>	Phase 1	<ul style="list-style-type: none"> <li>neuroscience</li> </ul>		
<b>undisclosed</b>	Phase 1	<ul style="list-style-type: none"> <li>undisclosed</li> </ul>	undisclosed	Trianni license
<b>NBL-012</b>	Phase 1	<ul style="list-style-type: none"> <li>dermatology</li> <li>gastrointestinal disease</li> <li>immunology</li> </ul>		
<b>NBL-015/FL-301</b>	Phase 1	<ul style="list-style-type: none"> <li>oncology</li> </ul>		
<b>NBL-020</b>	Phase 1	<ul style="list-style-type: none"> <li>oncology</li> </ul>		
<b>NEW NBL-028</b>	IND/CTA authorized	<ul style="list-style-type: none"> <li>oncology</li> </ul>		
<b>IVX-01</b>	Clinical field study	<ul style="list-style-type: none"> <li>animal health</li> </ul>		AbCellera partner-initiated discovery



\$7M total revenue, predominantly from discovery activity.

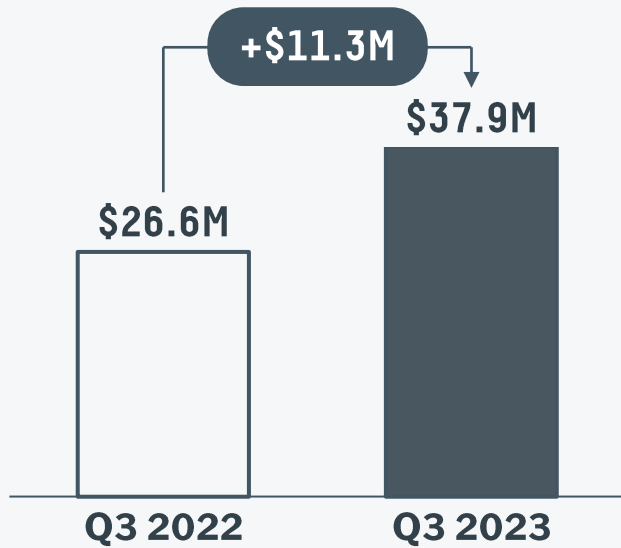





Operating expenses reflect ongoing investments, predominantly in R&D.

Operating Expenses USD

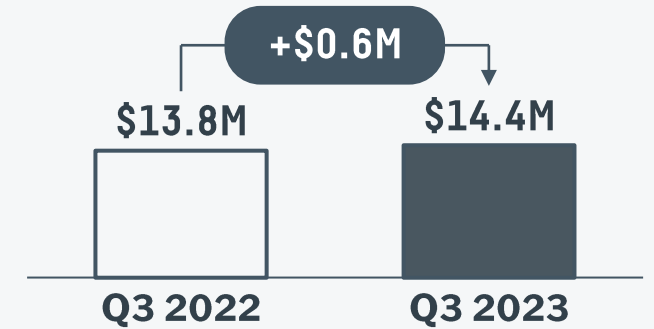
RESEARCH & DEVELOPMENT



SALES & MARKETING



GENERAL & ADMIN

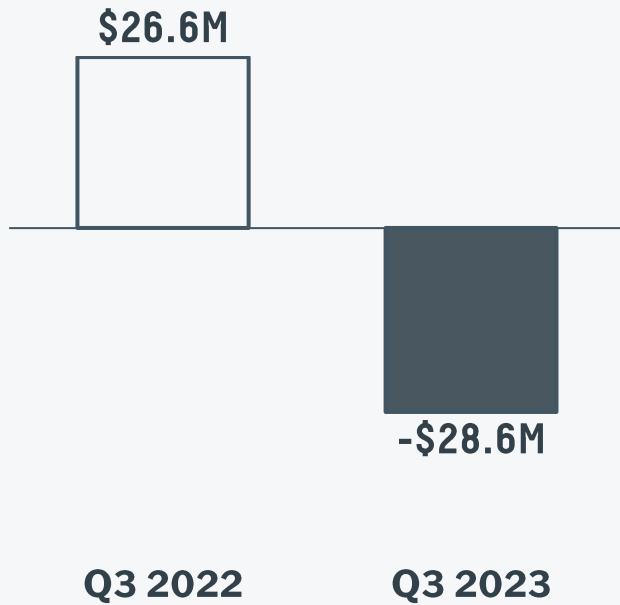




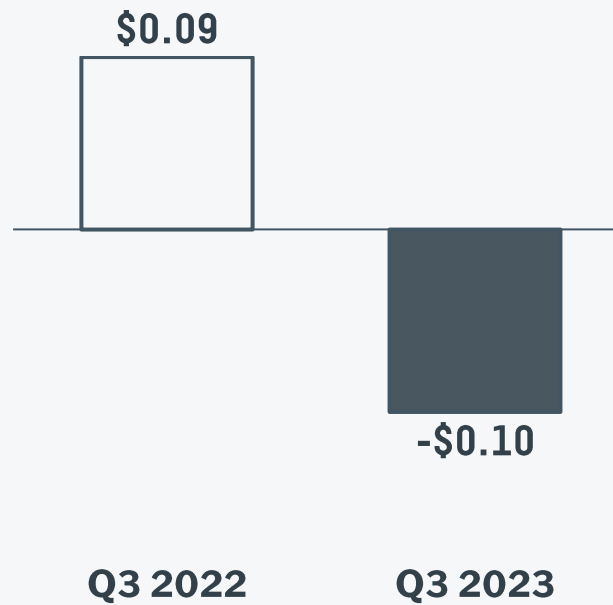
# Net loss of \$29M; equivalent to (\$0.10) per share (basic & diluted).

Earnings USD

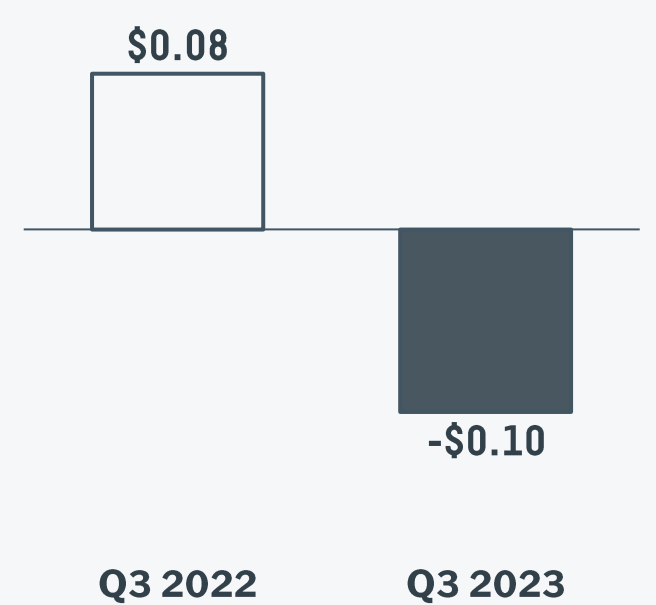
## NET EARNINGS



## EARNINGS PER SHARE: BASIC



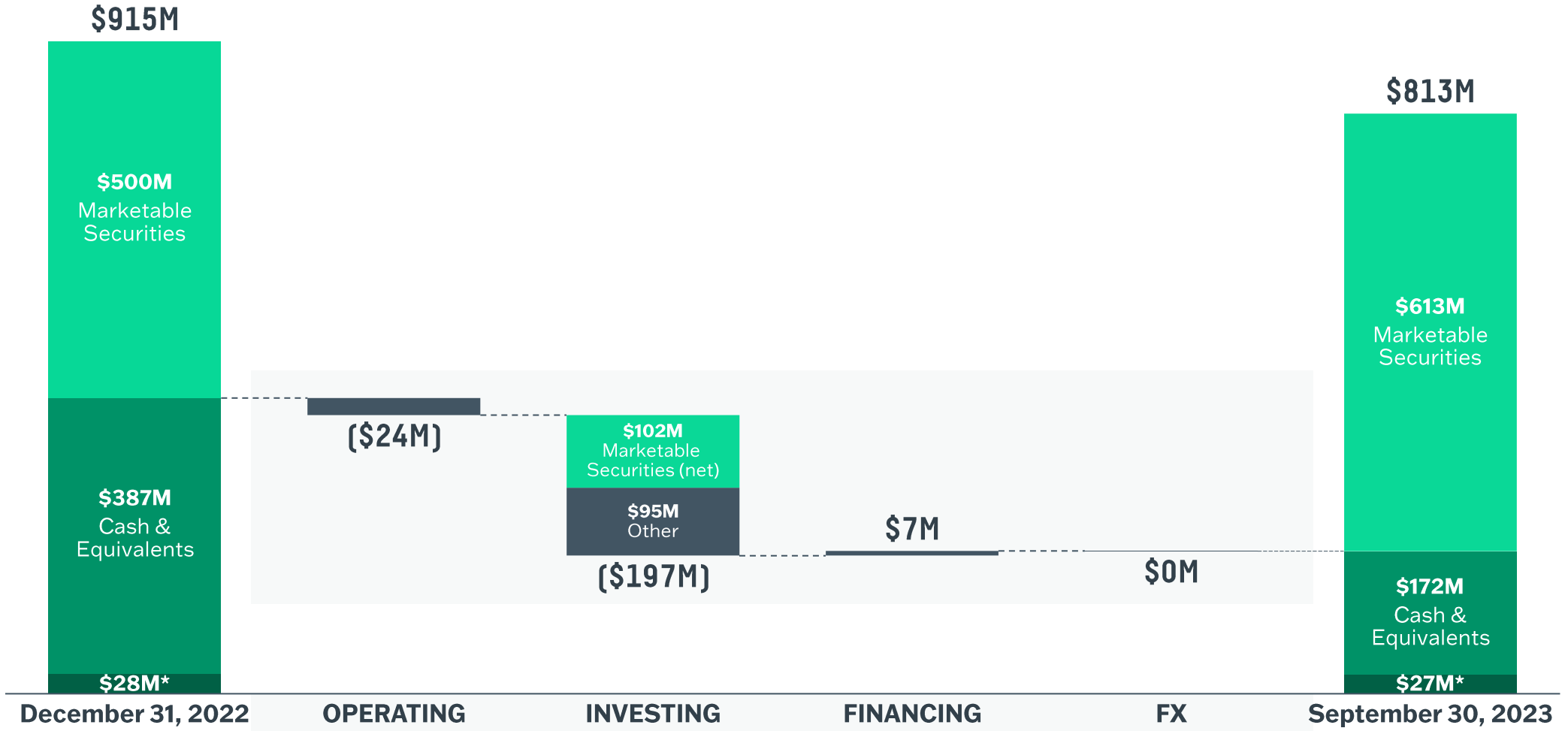
## EARNINGS PER SHARE: DILUTED





Over \$800M in total cash, equivalents, and marketable securities.

Cash Flows USD



\* Restricted cash (including restricted cash in other assets)



**THANK  
YOU**

