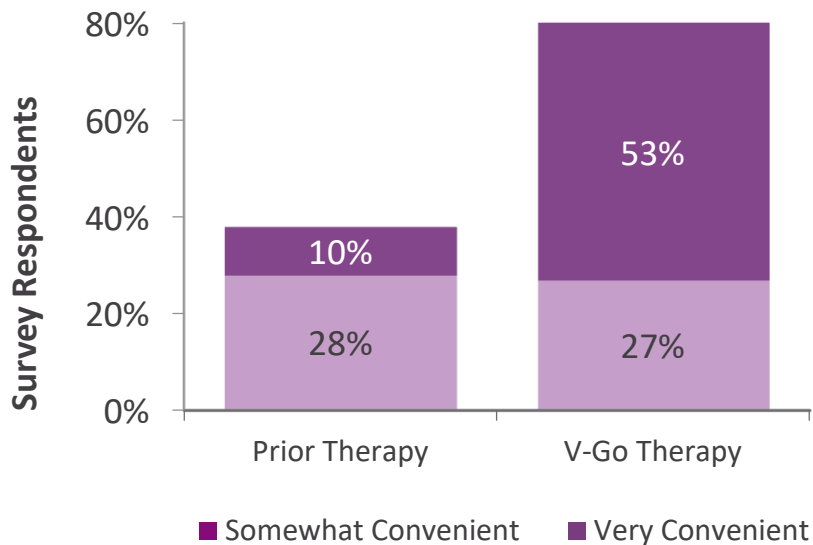




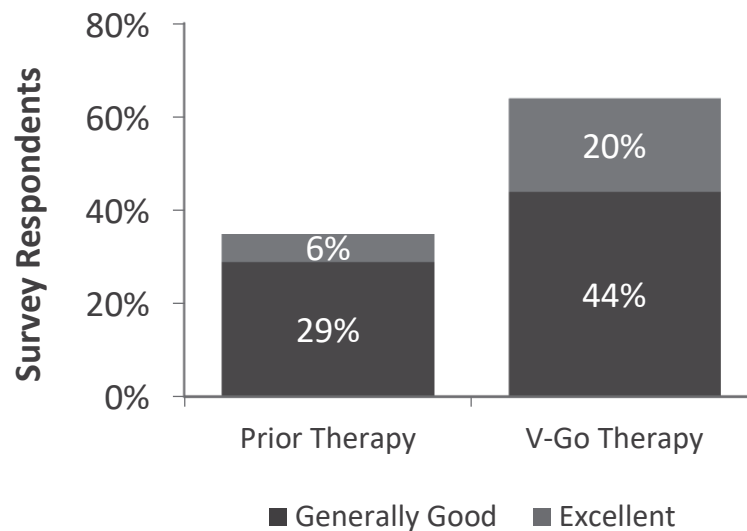
Patient Satisfaction

Patients Rated the Convenience of V-Go® and Their Quality of Life as Improved vs. Previous Therapies

Convenience



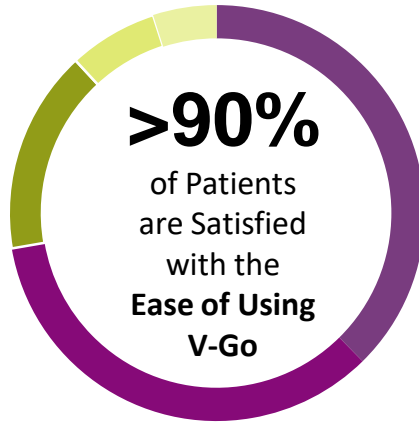
Quality of Life



How do you feel physically & mentally on a typical day?

V-Go[®] Patient Feedback is Very Strong

An online survey of V-Go users conducted by dLife showed



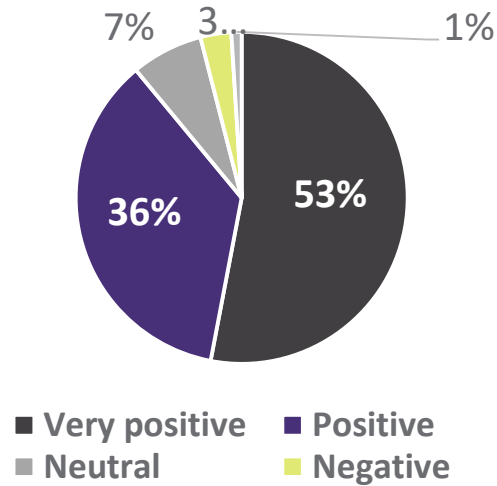
- Extremely Satisfied = 38%
- Very Satisfied = 35%
- Satisfied = 16%
- Somewhat Satisfied = 7%



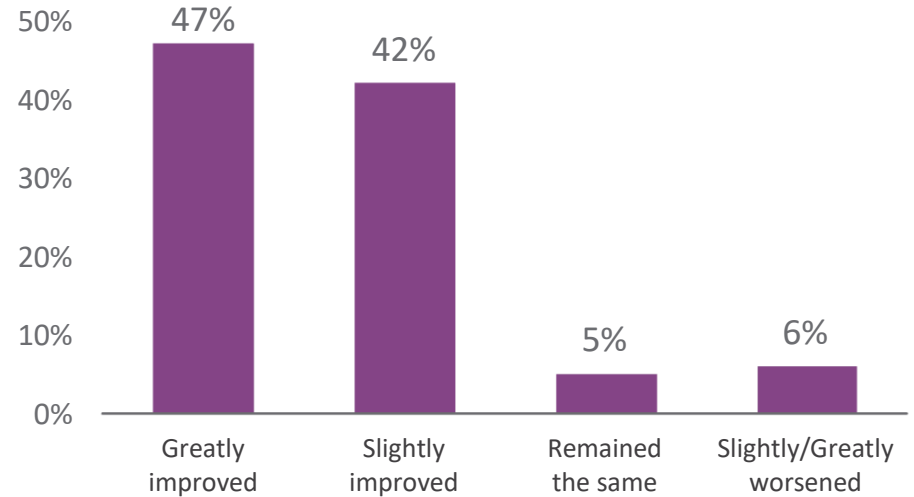
- Extremely Satisfied = 39%
- Very Satisfied = 32%
- Satisfied = 16%
- Somewhat Satisfied = 7%

Patients on V-Go[®] See Improved Control, Have a Positive Experience and Achieve High Compliance

*~ 90% of V-Go Users have a Very positive/Positive Impression of V-Go**



~ 90% of Patients on V-Go Reported Improvements in Their A1C Since Starting V-Go*



95% of V-Go Users Report Using V-Go 7 Days a Week *

*2017 Valeritas V-Go User Research, N=100, Internet based survey.

Q2. Base: Users of V-Go, What is your overall impression of the V-Go?, Q3. Which of the following best describes your blood glucose/A1c level since starting V-Go? Please select one. Q10/11/12. How many days, per week, do you use/wear your V-Go?