

HOUSTON, TX - 10.16.25

2025 Investor Q&A Session



AGENDA

Thursday, October 16 | 9am - 11am CT

9:00a - 9:05am

Opening Remarks

Alexandra Geller - Head of Investor Relations

9:05a - 9:30am

Future of Construction

Steve Davis - President, Product & Technology

9:30a - 10:00am

Platform Innovations

Geoff Lewis- Senior Vice President, Product Management

10:00a - 10:03am

Meet Ajei

Ajei Gopal - Chief Executive Officer Designate

10:03a - 11:00am

Product Q&A

Tooey Courtemanche - Founder, President, & Chief Executive Officer

Steve Davis - President, Product & Technology

Geoff Lewis - Senior Vice President, Product Management

DISCLAIMER

Forward-Looking Statements

This presentation and the accompanying oral commentary contain forward-looking statements within the meaning of Section 27A of the Securities Act of 1933, as amended, and Section 21E of the Securities Exchange Act of 1934, as amended, about Procore Technologies, Inc. ("Procore") and its plans, products, services, and industry that involve substantial risks and uncertainties. All statements in this presentation and the accompanying oral commentary, other than statements of historical fact, are forward-looking statements within the meaning of the Private Securities Litigation Reform Act of 1995. Forward-looking statements generally relate to future events, future financial or operating performance, future financial metrics and targets, Procore's total addressable market, projections of product, service, or feature availability, new, planned, or upgraded products, services, or features, or plans to monetize products, services, or features. Forward-looking statements may be identified by the use of words such as "anticipate," "believe," "contemplate," "continue," "could," "estimate," "expect," "intend," "may," "plan," "potential," "predict," "project," "should," "target," "will" or "would," or the negative of these words, or other similar terms or expressions that concern Procore's expectations, strategy, plans, or intentions.

Any statements regarding or relating to unreleased products, services, or features, or any products, services, or features that have been released or are available now but have not yet been made generally available (collectively, "In Process Products"), referenced in this presentation or the accompanying oral commentary are forward-looking statements, including, but not limited to, statements regarding or relating to: Helix and other artificial intelligence capabilities within Procore's products or services, including Agents, Agent Builder, Agent Marketplace, Developer Studio, Portfolio Intelligence, and Safety 2.0; Assets; certain BIM features; Connect; Materials; Procore for Government and FedRAMP®, including Procore's status relating thereto; Safety Hub; Scheduling; and certain planning, funding, and portfolio management features. In Process Products may not currently be available, may only be available in limited or "beta" form, and may not be developed, delivered, or made generally available on time or at all. In addition, Procore has not decided whether, or how much, to charge for In Process Products, and reserves the right to do so in Procore's sole discretion. As a result, customers who purchase Procore's products or services should make their purchase decisions based solely upon features that are currently generally available, and not upon any expectations with respect to In Process Products.

Procore has based the forward-looking statements contained in this presentation and the accompanying oral commentary primarily on its current expectations and projections about future events and trends that Procore believes may affect its business, financial condition, and operating results. The outcome of the events described in these forward-looking statements is subject to risks, uncertainties, and other factors that could cause results, events, or circumstances to differ materially from Procore's current expectations, including, but not limited to, Procore's expectations regarding its financial performance (including revenues, expenses, and margins, and its ability to achieve or maintain future profitability), Procore's ability to effectively manage its growth, anticipated performance, trends, growth rates, and challenges in its business and in the markets in which Procore operates or anticipates entering into, economic and industry trends (in particular, the rate of adoption of construction management software and digitization of the construction industry, inflation, interest rates, tariffs, and challenging geopolitical or macroeconomic conditions), Procore's progress with respect to its go-to-market transition and its ability to realize the expected benefits of the transition, Procore's ability to develop or deliver new products, platform capabilities, services, and features and to enhance existing products, platform capabilities, services, and features in an efficient and timely manner and get its customers and prospective customers to adopt such new or enhanced products, platform capabilities, services, or features, Procore's ability to attract new customers and retain and increase sales to existing customers, Procore's ability to continue to expand internationally, the effects of increased competition in Procore's markets and Procore's ability to compete effectively, Procore's estimated total addressable market and Procore's ability to capture that market, Procore's ability to execute, and realize benefits from, its stock repurchase program, Procore's ability to effectively manage its CEO transition, and as set forth in Procore's filings with the Securities and Exchange Commission, including in the section titled "Risk Factors" in Procore's Annual Report on Form 10-K for the year ended December 31, 2024, filed on February 26, 2025, as updated by Procore's Quarterly Report on Form 10-Q for the quarter ended June 30, 2025, filed on August 1, 2025.

In addition, statements such as "we believe" and similar statements reflect Procore's beliefs and opinions on the relevant subject. While Procore believes that there is information that provides a reasonable basis for such statements, that information may be limited or incomplete. Procore's statements should not be read to indicate that it has conducted an exhaustive inquiry into, or review of, all relevant information. You should not rely on Procore's forward-looking statements. Procore assumes no obligation to update any forward-looking statements to reflect events or circumstances that exist or change after the date on which they were made, except as required by law.

Market and Industry Data

This presentation also contains estimates and information concerning Procore's industry that are based on industry publications and reports. This information involves a number of assumptions and limitations, and investors are cautioned not to give undue weight to such estimates. Procore has not independently verified the accuracy or completeness of the data contained in these industry publications and reports.


Trademarks

The logos and trademarks in this presentation are the property of their respective owners and are used for reference purposes only.

● PRESIDENT, PRODUCT & TECHNOLOGY

Steve Davis

AI's Profound Impact on Construction



Connected Platform

THE BUILDING BLOCKS

Our foundation serves as the building blocks for a truly connected platform that accelerates our pace of innovation, enables us to capture the rapid growth of AI, delivers a seamless and improved user experience, and extends our platform to our partner ecosystem.

- With our unlimited user model, Procore has a **comprehensive and unmatched dataset** of proprietary construction data
- Our Procore HELIX strategy combined with our **data graph** for context and connections supercharges our AI strategy
- A connected **shared platform** strategy enables rapid product acceleration and new partner opportunities
- **Platform security & governance** are supporting areas of growth around Federal, State and AI transparency requirements
- Critical **orchestration layer** that connects all construction stakeholders across the project lifecycle

Rapid Pace of Innovation

Our investments in the platform have accelerated our pace of innovation, enabling us to deliver and launch features at a rapid pace.

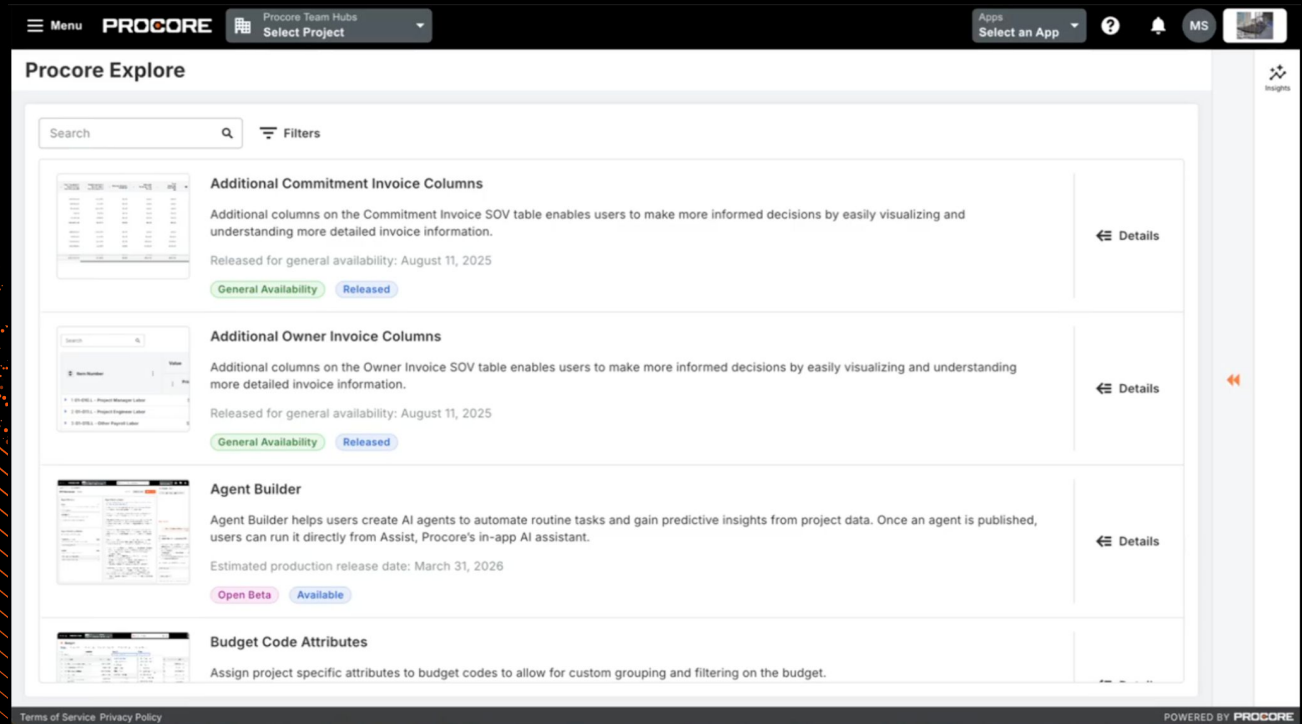
20,000+ UserVoice Votes Resolved, 2x The Prior Year

400+ Features Launched Since Groundbreak '24



Building With Us

Standardized on a fast lane through **Procore Explore** for customers who want to build and innovate with us in a managed way.




The screenshot displays the Procore Explore application interface. At the top, there is a navigation bar with a 'Menu' icon, the 'PROCORE' logo, and a 'Procore Team Hubs Select Project' dropdown. On the right side of the navigation bar, there are icons for 'Apps Select an App', a help icon, a notification bell, 'MS', and a user profile picture. The main content area is titled 'Procore Explore' and features a search bar and a 'Filters' icon. Below this, there is a list of four feature announcements, each with a small thumbnail image, a title, a description, a release date, and status tags. The first two items are 'Additional Commitment Invoice Columns' and 'Additional Owner Invoice Columns', both released for general availability on August 11, 2025. The third item is 'Agent Builder', with an estimated production release date of March 31, 2026. The fourth item is 'Budget Code Attributes'. Each item has a 'Details' link on the right side. At the bottom of the page, there are links for 'Terms of Service' and 'Privacy Policy', and a 'POWERED BY PROCORE' logo.

Menu PROCORE Procore Team Hubs Select Project Apps Select an App ? MS

Procore Explore

Search Filters



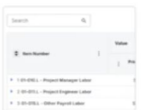
Additional Commitment Invoice Columns

Additional columns on the Commitment Invoice SOV table enables users to make more informed decisions by easily visualizing and understanding more detailed invoice information.

Released for general availability: August 11, 2025

General Availability Released

[Details](#)




Additional Owner Invoice Columns

Additional columns on the Owner Invoice SOV table enables users to make more informed decisions by easily visualizing and understanding more detailed invoice information.

Released for general availability: August 11, 2025

General Availability Released

[Details](#)




Agent Builder

Agent Builder helps users create AI agents to automate routine tasks and gain predictive insights from project data. Once an agent is published, users can run it directly from Assist, Procore's in-app AI assistant.

Estimated production release date: March 31, 2026

Open Beta Available

[Details](#)



Budget Code Attributes

Assign project specific attributes to budget codes to allow for custom grouping and filtering on the budget.

[Details](#)

Terms of Service Privacy Policy POWERED BY PROCORE

Procore Helix

Procore Helix is our construction intelligence layer comprised of AI, analytics, and agentic workflows — a data-driven intelligence engine, purpose-built for decision confidence on and off the field.

PRODUCTS

Assist
(GA)

Analytics
(GA)

Automations
(GA)

Cloud Connector
(GA)

Agents
(In Open Beta)

Agent Builder
(In Open Beta)

Developer Studio
(Coming 2026)

360 Reporting
(GA)

Insights & Benchmarks
(GA)

Portfolio Intelligence
(In Closed Beta)

FOUNDATIONS

01 Generative AI Models

04 Reporting & Analytics Data Models

02 Predictive Models

05 Construction Graph

03 Domain-relevant ML models

Procore Agents

We're laying the groundwork with agents, **digital teammates embedded across the platform** to streamline workflows, automate tasks, and surface advanced insights.



Photos Agent	Jobsite Setup Agent	Project Progress Update	Action Item Generator	Foremans Morning Briefing	RFI Creation Agent
Submittals Agent	Insights Agent	Incident Report Agent	Daily Log Agent	RFI Reviewer Agent	RFI to Change Event
Budget Analysis Agent	Drawings Agent	Reporting Agent	Safety Agent	Quality Agent	Visual Dashboard Agent
Invoice Agent					

Procore Helix Evolution

ASSIST

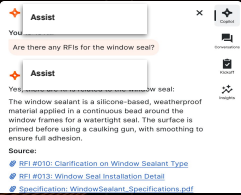
AGENTS

AGENT BUILDER

DEVELOPER STUDIO (Future)



Conversational AI for intelligent search and chat, delivers contextually relevant answers on-demand

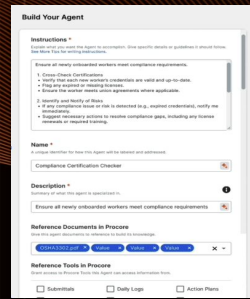


Job-specific agents manages tasks, reports, and alerts to offload repetitive and time-consuming work

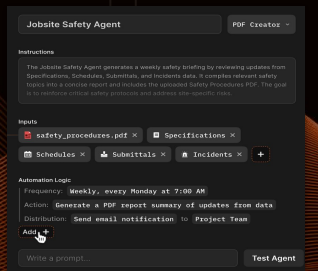
- Scheduling Agent
- RFI Agent
- Inspection Agent
- Submittal Agent
- Financials Agent
- Insights Agent
- Reporting Agent
- Safety Agent
- Photos Agent
- Correspondence Agent
- RFI Agent
- Inspection Agent
- Submittal Agent
- Financials Agent



Custom agentic workflows create a system of agents that auto-execute workflows that meet your custom needs

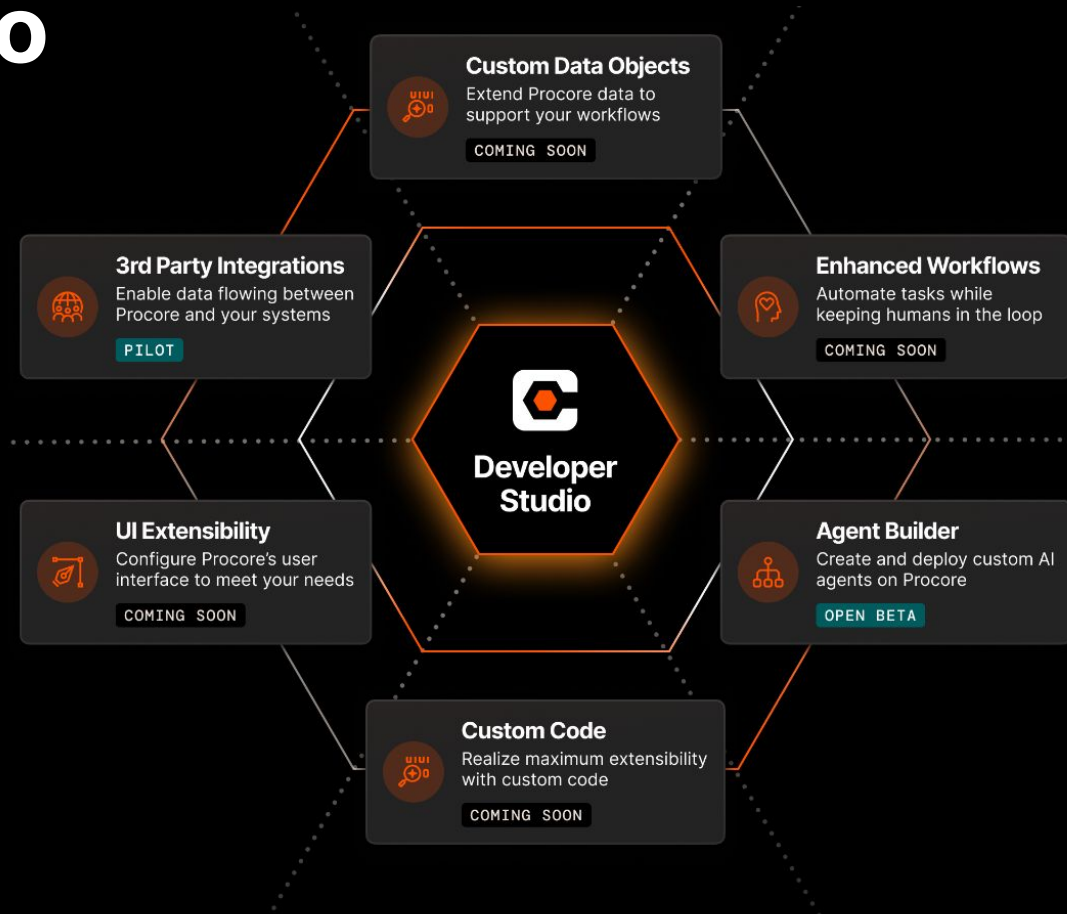


Knowledge integration with agents that span across services, APIs and MCPs to capture and expand construction expertise

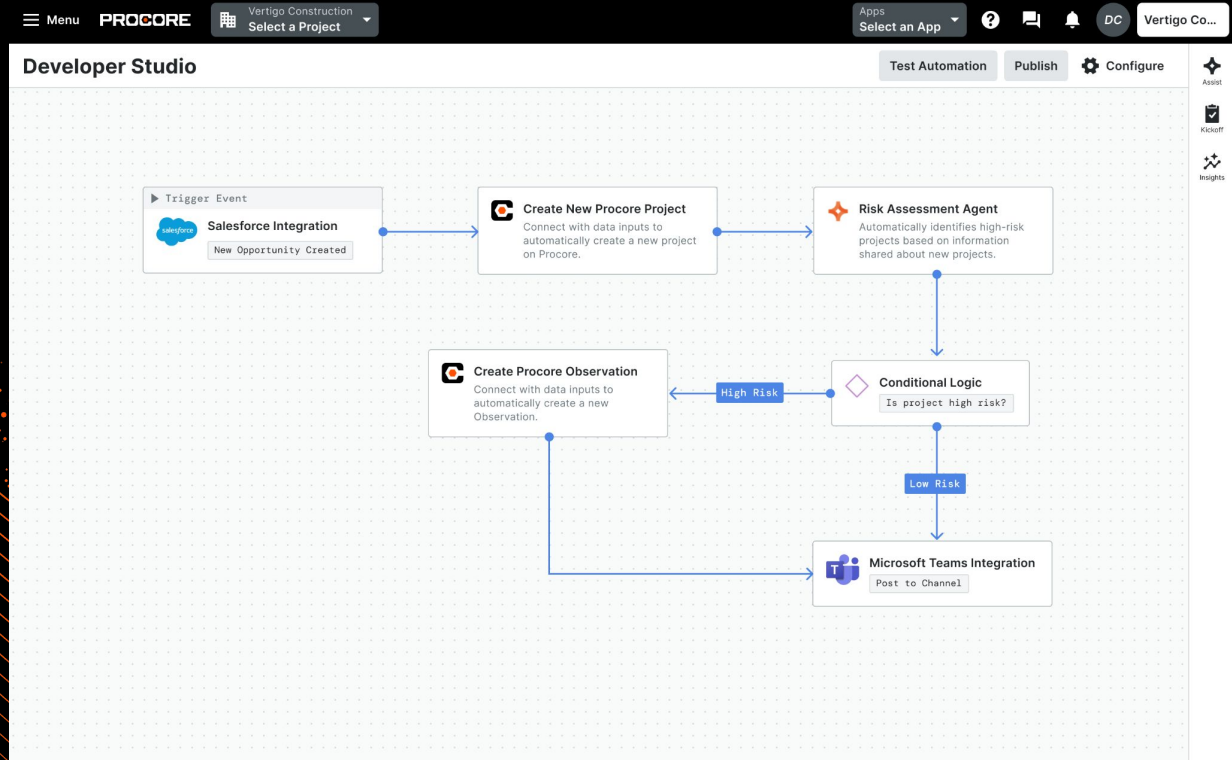


Power of Developer Studio

Developer Studio, our integration platform, will connect thousands of systems to orchestrate transactional workflows, evolving from manual approvals to AI-driven, complex agent-based automation across Procure.



Advanced Orchestration



Agent Marketplace

Menu PROCORE

Vertigo Construction
Burnham Park Data Center

Search or Ask a Question Ctrl K

Apps
Select an App

Help Chat Notifications Profile Vertigo Construction

Crews Daily Log Drawings Equipment Invoicing Photos Punch List RFIs Scheduling

Agent Builder

+ Create Agent

Your workspace for finding, creating, testing, and sharing AI agents.

Agent Overview My Agents Project Agents Procure Starter Agents Marketplace

Marketplace

Explore Agents integrations for Procore

Search Q ≡

Productivity

See All



Data Agent

Event-Driven

Centralizes and analyzes project data from multiple sources for better decision-making.



Bid Agent

Conversational

Extracts and organizes bid data for faster tender analysis.



AI Video Analyzer

Event-Driven

Delivers video-based, AI-powered risk assessments to improve field-to-office communication.

Accounting

See All



Pay Agent

Conversational

Streamlines your billing and payment workflow, automating payment applications, compliance tracking and more.



Payroll Integration Agent

Event-Driven

Syncs payroll and timesheet data to eliminate manual entry and boost HR efficiency.



Estimating Agent

Event-Driven

Creates quick, data-driven project cost estimates.

Document Management

See All



Document Crunch Agent

Conversational

Provides AI-driven contract review and compliance guidance to reduce project risk.



Document Agent

Event-Driven

Send, receive, review, and return signed documents online.



Compliance Agent

Conversational

Tracks vendor insurance and keeps Procore compliance data current.

Analytics

See All

Legal & Compliance

See All

Quality & Safety

See All



Assist



Kickoff



Insights

Adoption Before Monetization

We intend to **monetize Procore Helix** in the future, but our near-term priority is to get Helix in the hands of our customers first, improve their operations, assess value and then monetize accordingly.

BY THE NUMBERS

2,000+ Customers Using Assist

14,000+ Monthly Active Assist Users & Growing

170 Agents Created By Customers During Hackathons

Our Category Leadership

Procore's foundation and commitment to innovation enable us to generate strong ROI for our customers and serve as distinct competitive advantages.

- Recognized industry leader in Construction technology, a **massive and underdigitized industry**
- Unified end-to-end Construction platform with **rapid delivery** and **continued innovation**
- Construction's preferred and **trusted partner**
- Mission-critical **system of record, engagement and orchestration** with a **connected platform** which enables Procore Helix to generate value and AI solutions

Geoff Lewis

Platform Innovation Deep Dives

- ◆ Owners
- ◆ Scheduling 2.0
- ◆ Resource Management
- ◆ European Innovations

The Owner Opportunity

Owners span most major industries. We have seen early success across corporations (ie Fortune 1000), energy, utilities, education and healthcare.

BY THE NUMBERS

25% of Total ARR

3,200+ Customers

34 Owners With \$1M+ ARR

~3% Penetration
(~100K global owners in Active GTM Countries)

Note: All data as of June 30, 2025. "ARR" refers to annual recurring revenue and "Total ARR" refers to total annual recurring revenue. Number of \$1M+ ARR customers is based on customer count. Penetration rate reflects our customer count as of June 30, 2025, as a percentage of the total estimated number of logos in Procore's addressable markets for Owners with at least \$2.5M of annual construction volume, where the number of "captured" customers is defined as the aggregate number of entities (i) that have entered into one or more subscriptions with us that have recurring charges for which the term has not ended as of June 30, 2025, or (ii) with which we are negotiating a subscription renewal. Active go-to-market-GTM countries are countries where we are actively pursuing new customers and do not include countries where we only sell via inbound demand. Penetration rate estimate is based on Procore calculations using data from the U.S. Census Bureau, Frost & Sullivan, and D&B Hoovers. Refer to the appendix for the definitions of customer count, annual recurring revenue, and total annual recurring revenue.

One Source of Truth Across Owner Portfolio



Plan

Clarity & Control



Build

Real-Time Risk Management



Operate

Deliver with Confidence



Owner Innovations

Portfolio Management

The screenshot shows the 'Home' dashboard for Portfolio Management. It features a 'Financial Scorecard' with the following data:

- Revised Budget: \$78.0M (+1.3%)
- Forecast to Complete: \$6.4M (+5.5%)
- Job to Date Costs: \$11.38M (+9.5%)
- Total Committed: \$22.53M
- % Forecast/Budget: 107.69% (+7%)
- Projected Over/Under: -\$6.0M (+3.4%)
- Involved to Date: \$19.6M (+1.3%)
- Est Cost of Complete: \$84.0M

Below the scorecard is a table listing projects with columns for Name, Number, Address, and Revised Budget.

Name	Number	Address	Revised Budget
Regis Medical Pavilion	2024-17	4500 Summit, Burney, NY 13620	\$20,873,500.00
Burnham Park Data Center	2025-01	2000 Lake Street, Burnham, MN 55008	\$2,300,000,000.00
Clarity Tower	2024-19	1200 Central Park, Monterey, CA 93940	\$4,780,000.00
Clarity Mall Park	2024-03	1801 Santa Val, San Jose, CA 95131	\$6,643,504.00
Redstone Medical Campus	2024-21	901 Haverhill Loop, Salt Lake City, UT 84143	\$47,150,000.00

Planning and Funding

The screenshot shows the 'Portfolio Management Hub' for 'Road Infrastructure 2020-2030'. It displays a table of projects with columns for Number, Name, Planned Budget, and Start/End Dates.

Number	Name	Planned Budget	Start	End
001-63229	ATV/ATV/ATV/ATV/ATV	\$2.0M	03/01/2024	03/01/2024
001-63284	Community Park & Recreation	\$7.2M	03/01/2024	03/01/2024
001-63458	Town Square Redevelopment	\$5.0M	03/01/2024	03/01/2024
001-63564	Waterfront Public Access Proj	\$3.0M	03/01/2024	03/01/2024
001-63498	New Public Library	\$5.0M	03/01/24	03/01/24
001-63523	Recreation Center/Club	\$1.0M	03/01/2024	03/01/2024
001-30952	Five Station Construction	\$1.0M	03/01/24	03/01/24
001-63203	Emergency Services Center	\$1.0M	03/01/2024	03/01/2024
001-63274	Stormwater Management Sys	\$4.7M	03/01/2022	03/01/2024
001-63422	Electric Vehicle (EV) Charging	\$1.0M	03/01/2024	03/01/2024
001-63485	Luxury Gas No Energy Fuel	\$1.0M	03/01/2024	03/01/2024
001-63215	Caterina Systems Upgrade	\$5.0M	03/01/2023	03/01/2024

Summary statistics at the bottom:

- Total: \$2,318,000.00 / \$1,558,000.00 / \$1,860,000.00
- Target Budget: \$2,000,000.00 / \$2,000,000.00 / \$2,000,000.00
- Variance: +\$3.3M / \$0.5M / -\$0.0M

Asset Management

The screenshot shows the 'Assets' dashboard for 'Burnham Park Data Center'. It displays a table of assets with columns for Name, Cost, Type, and Status.

Name	Cost	Type	Status
1200 kW Natural Gas Generator 002	614300-1	Generator	Planned
1100 kW Natural Gas Generator 002	614300-2	Generator	Assigned
1000 kW UPS Module 001	UPS1000-1	UPS System	In-Workshop
1000 kW UPS Module 002	UPS1000-2	UPS System	Planned
2000 Ton Water Cooled Chiller 001	CHLR2000-1	Chiller	Assigned
2000 Ton Water Cooled Chiller 002	CHLR2000-2	Chiller	Assigned
100 kW Power Distribution Unit 001	PDU100-1	PDU	Assigned
100 kW CRAC Unit 001	CRAC100-1	CRAC	Assigned
100 kW CRAC Unit 002	CRAC100-2	CRAC	In-Workshop
10kV Medium Voltage Switchgear Line 01	SW10KV-1	Switchgear	Planned
10kV Medium Voltage Switchgear Line 02	SW10KV-2	Switchgear	Assigned
2 MWh Lithium Ion Battery Storage 001	BESS2000-1	Battery Storage	Assigned
1000 Ton Cooling Tower 001	CTW1000-1	Cooling Tower	In-Workshop

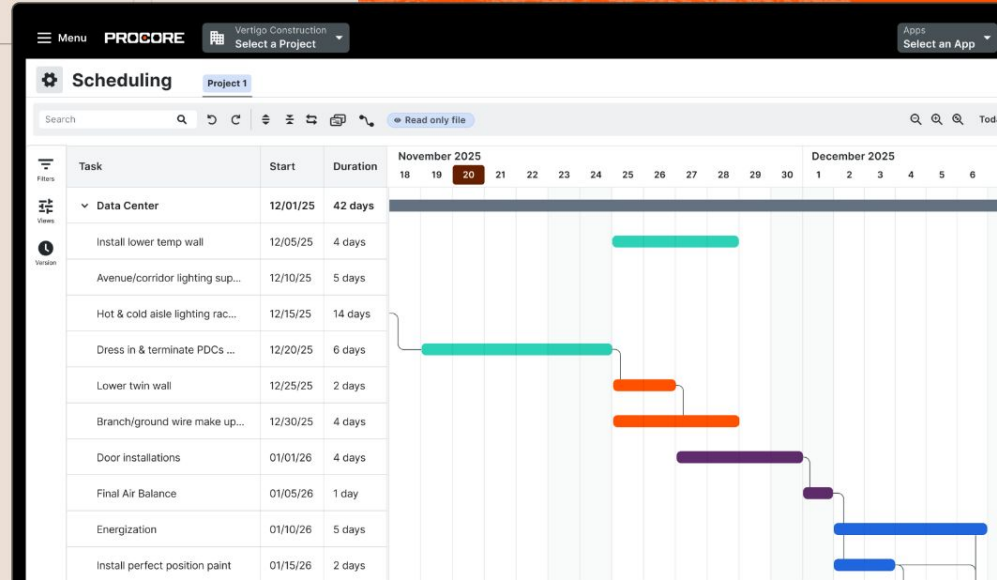
Procure Connect

The screenshot shows the 'RFIs' dashboard for 'Burnham Park Data Center'. It displays a table of RFIs with columns for Number, Subject, Status, and Source.

Number	Subject	Status	Source
RFI-01	Clarification on Working List Specifications	Open	EXE - Verigo Construction
RFI-02	Request for Details on Supplier Selection	Open	EXE - Verigo Construction
RFI-03	Request for Details on Material Requirements	Open	EXE - Verigo Construction
RFI-04	Material submittals request for scope	Closed	EXE - Verigo Construction
RFI-05	Questions on Electrical Working List for M...	Closed	EXE - Verigo Construction
RFI-06	Request for Submittal of System Connectors	Closed	EXE - Verigo Construction
RFI-07	Clarification of Gas Stream Calculation Phase	Closed	EXE - Verigo Construction
RFI-08	Request for Approval of Working List Items	Closed	EXE - Verigo Construction
RFI-09	Request for Details on Site Package and J...	Closed	EXE - Verigo Construction
RFI-10	Request for Approval of Working List J...	Closed	EXE - Verigo Construction
RFI-11	Request for Details on Site Package and J...	Closed	EXE - Verigo Construction
RFI-12	Request for Approval of Working List J...	Closed	EXE - Verigo Construction
RFI-13	Request for Details on Site Package and J...	Closed	EXE - Verigo Construction
RFI-14	Clarification on Fire Alarm Testing Procedure	Closed	EXE - Verigo Construction
RFI-15	Request for Details on Working List Items	Closed	EXE - Verigo Construction
RFI-16	Clarification on System Test Procedures	Closed	EXE - Verigo Construction
RFI-17	Request for Details on Working List Items	Closed	EXE - Verigo Construction
RFI-18	Clarification of Gas Stream Calculation Phase	Closed	EXE - Verigo Construction

● NOW AVAILABLE

Scheduling 2.0



Scheduling

Project Lookahead

Feedback

Search [Icons]

Today [Calendar Icon] Export

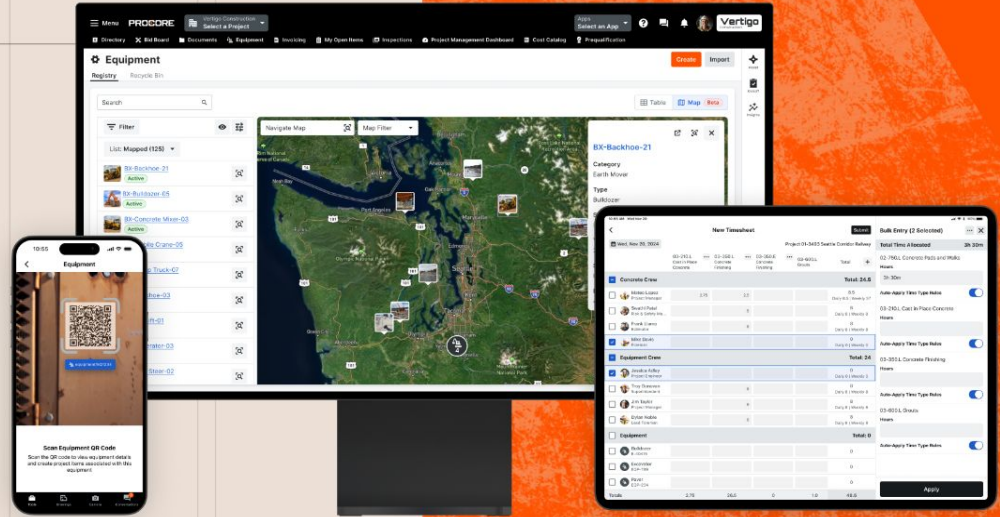
WBS	Name	% Co...	Status	Start	Finish	Duration	Week 17 Apr 2025					Week 18 Apr 2025					Week 19 May 2025					Week 20 May 2025												
							Tue	Wed	Thu	Fri	Sat	Sun	Mon	Tue	Wed	Thu	Fri	Sat	Sun	Mon	Tue	Wed	Thu	Fri	Sat	Sun	Mon	Tue	Wed	Thu	Fri	Sat		
1.1.9.8	L1 - Pour 2 - 9,972 Si	100		Apr 23, 2025	May 9, 2025	13 days	[Gantt Bar]																											
1.1.9.8.1	Form Deck P2	100	COMPL...	Apr 23, 2025	Apr 29, 2025	5 days	[Gantt Bar]																											
1.1.9.8.2	Rebar/PT	100	COMPL...	Apr 29, 2025	May 1, 2025	3 days	[Gantt Bar]																											
1.1.9.8.3	Install Shores & E	100	COMPL...	May 1, 2025	May 2, 2025	2 days	[Gantt Bar]																											
1.1.9.8.4	Col			May 5, 2025	May 8, 2025	4 days	[Gantt Bar]																											
1.1.9.8.5	Pou			May 9, 2025	May 9, 2025	1 day	[Gantt Bar]																											
1.1.9.9	L1 - Pour 3 - 9,972 Si			Apr 30, 2025	May 13, 2025	10 days	[Gantt Bar]																											
1.1.9.9.1	Form Deck P3			Apr 30, 2025	May 6, 2025	5 days	[Gantt Bar]																											
1.1.9.9.2	Col			May 12, 2025	May 13, 2025	2 days	[Gantt Bar]																											
1.1.9.9.3	Reb			May 6, 2025	May 8, 2025	3 days	[Gantt Bar]																											
1.1.9.9.4	Pou			May 9, 2025	May 9, 2025	1 day	[Gantt Bar]																											
1.1.10	SOMD L2			May 15, 2025	Jun 5, 2025	16 days	[Gantt Bar]																											
1.1.10.1	STEEL			May 15, 2025	Jun 5, 2025	16 days	[Gantt Bar]																											
1.1.10.2	Prep D			May 15, 2025	Jun 5, 2025	16 days	[Gantt Bar]																											
1.1.10.3	Pour D			May 15, 2025	Jun 5, 2025	16 days	[Gantt Bar]																											
1.1.11	SOMD L3			May 15, 2025	Jun 5, 2025	16 days	[Gantt Bar]																											

- Scroll to >
- Jump to >
- Bulk edit
- Edit
- Copy
- Cut
- Paste
- Set deadline to finish date
- Search for value
- Filter >
- Add... >
- Convert to milestone
- Indent
- Outdent
- Delete

- Task above
- Task below (Ctrl + Enter)
- Milestone
- Subtask
- Successor
- Predecessor

◆ NOW AVAILABLE

Resource Management



Resource Management

9:41 AM Mon Oct 6

New Timesheet

Mon, Oct 6, 2025

Burnham Park Data Center

03-210.L Cast in Place Concrete ... 03-350.L Concrete Finishing ... 03-350 Concrete Finishing + Add Code

		Concrete Crew			Total: 21h 30m	
<input type="checkbox"/>	AT Alisa Taylor Foreman	4h 30m	2h 15m		8h 15m Daily 8h 15m Weekly 20h 45m	
<input type="checkbox"/>	BC Ben Cooper Foreman		2h 45m		5h 15m Daily 5h 15m Weekly 19h 30m	
<input type="checkbox"/>	JS Jack Sullivan Journeyman	6h 15m	1h 45m		8h 0m Daily 8h 0m Weekly 22h 45m	
		Equipment			Total: 12h 30m	
<input type="checkbox"/>	Bulldozer E-40415			6h	6h 45m	
<input type="checkbox"/>	Excavator EQP-789				4h 15m	
<input type="checkbox"/>	Paver EQP-234			1h	1h 30m	
		Excavation Crew			Total: 14h 45m	
+ Add Resource		21h 30m	6h 45m	8h	49h 15m	

E Excavator

03-350.E Concrete Finishing
Total Time: 4h 15m

Hours
4h 15m
Required field

Auto-Apply Time Type Rules

Classification
EQP - 789

Description
Excavator used at Location A

Per Diem
Select

Delete Line

Apply

Home **Resource Planning** People Projects

Filter Search

Resource Name

- Aaron Canyon
 - 1200 Chicon
- Aaron Keung
 - 1200 Chicon
 - 1702 Shoreline
 - Mesa Parking Lot Renovation
- Aaron Miller
 - 1200 Chicon
 - 1702 Shoreline
 - Mesa Parking Lot Renovation
 - 351 La Marina Reno

Resource Planning

Home Labor Projects

Search projects and... Today

Request	Request	Zuko Fire
Field Manager	Electrician	Supervisor
Richard Prior Supervisor BKG	Roger Under Supervisor OSHA	Luffy Hernandez Supervisor MSHA
Gene Galvin Supervisor BKG +2	Peter Griffin Foreman BKG	William G Foreman OSHA
Nathan Rage Foreman MSHA	Larry Lane Foreman OSHA	Opal You Journeyman OSHA
Rock Feller Foreman OSHA	Robert Patterson Journeyman BKG	Gavin Degraw Laborer OSHA
Travis Gusto Journeyman	Paulee Roger Laborer	Mark Hen Laborer
Est. Avg. Rate \$23.45/hr	Est. Avg. Rate \$24.55/hr	Est. Avg. Rate \$21.70/hr
Daily Rate \$179.6	Daily Rate \$196.4	Daily Rate \$173.6
Est. Total Hours 120	Est. Total Hours 176	Est. Total Hours 132

Default Save View

Directory > ABC Company > Anderson McConnell

Anderson McConnell

Information

This information is specific to the Resource Planning tool
Any changes made here will be automatically updated in the tool.

Profile Photo

Tags

Attachments

QR code

Information

Review this person's detailed personal and contact info

Groups Option, Option,	Job Title Foreman	Employee ID ADV3123
Type Assignable (Can only be assigned to projects)	Permission Level None - Assignable Only	
Email Address anderson@email.com <input checked="" type="checkbox"/> Enable Email Messages	Phone Number 555-555-5555 <input type="checkbox"/> Enable SMS Messages	Notification Profile None <input type="checkbox"/> Enable Mobile App Notifications
Street Address 123 State Street	Street Address 2 --	City/Town Kansas City
State/Province MO	Postal Code 57823	Country United States
Hourly Wage \$35/hr	Language English	Gender Not Selected
Date of Hire Apr 10, 2021	Date of Birth Apr 10, 2021	
Emergency Contact Name --	Emergency Contact Phone --	Emergency Contact Relation --

Equipment Management









Menu **PROCORE** Eco Concrete Select a Project

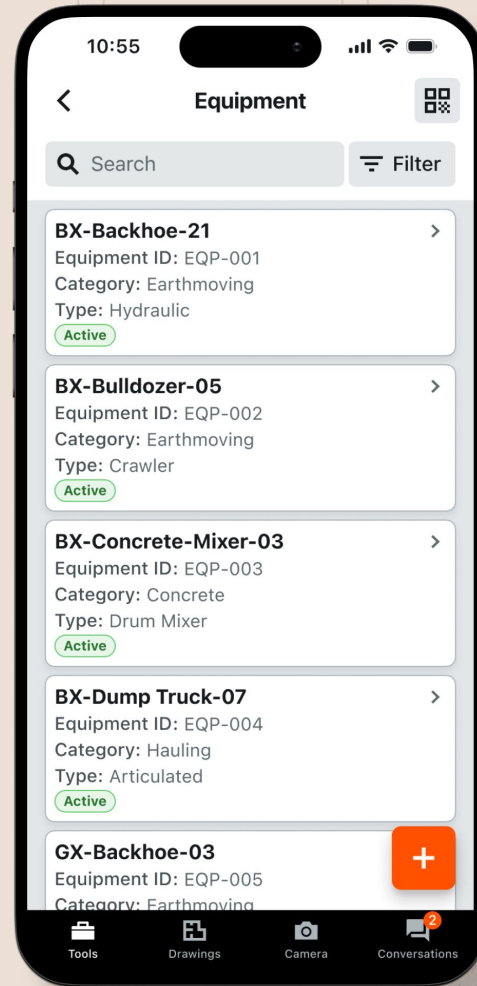

Directory Bid Board Documents Equipment Invoicing

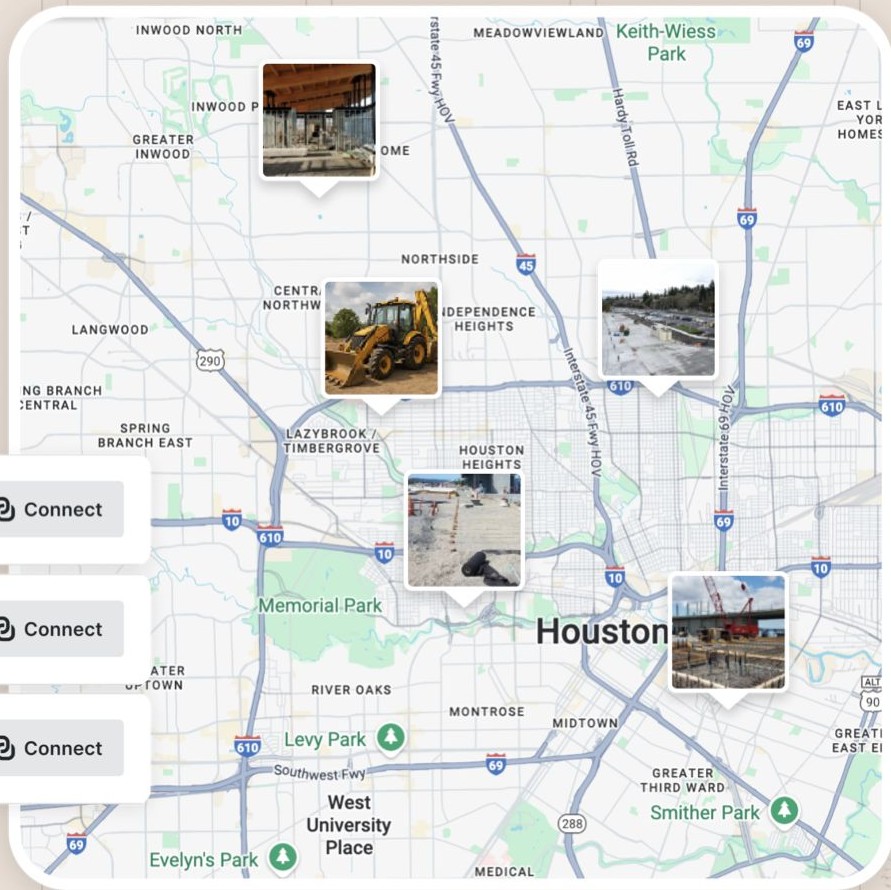
Equipment

Registry Recycle Bin



Search Filter



<input type="checkbox"/>	Equipment ID	Name	Status
<input type="checkbox"/>	 EQP-001	Excavator-01	In Yard
<input type="checkbox"/>	 EQP-002	Bulldozer-01	In Yard
<input type="checkbox"/>	 EQP-003	Concrete Mixer-01	Unavailable
<input type="checkbox"/>	 EQP-004	Mobile Crane-01	In Use
<input type="checkbox"/>	 EQP-005	Dump Truck-01	In Yard
<input type="checkbox"/>	 EQP-006	Forklift-01	Unavailable
<input type="checkbox"/>	 EQP-007	Generator-01	In Use
<input type="checkbox"/>	 EQP-008	Skid Steer Loader-01	In Yard



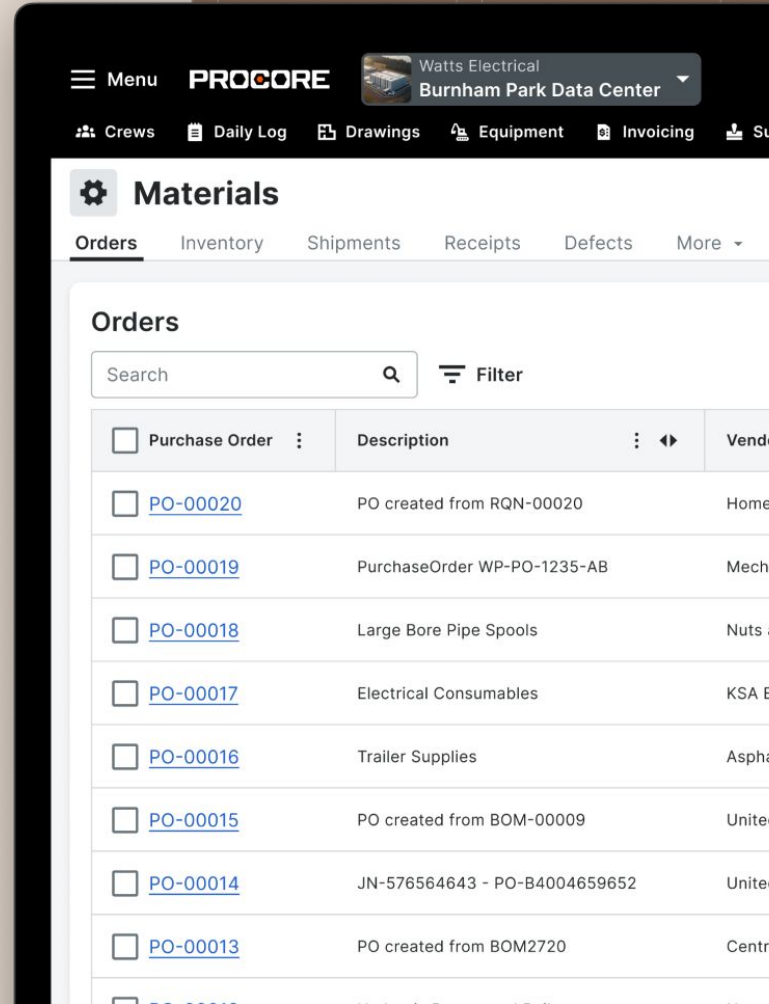


 **CATERPILLAR**  Connect

 **SAMSARA**  Connect

 **UNITED RENTALS**  Connect

Materials Management



Europe Platform Innovations



Europe Platform Innovations

ISO 9001 and ISO 45001



**Project Management
& Quality (Field)**

ISO 19650 -1 and ISO 19650 - 2



**Document Control
(2D)**

ISO 19650 - 3 and ISO 55000



Assets

ISO 19650 - 4



BIM (3D)

Add-on Solutions:



- Safety Mgmt
- Cost Mgmt.
- Resource Mgmt.

Procore Platform

Procore Helix (AI, Agents, Analytics, Reporting)

Key Takeaways

Category Leader

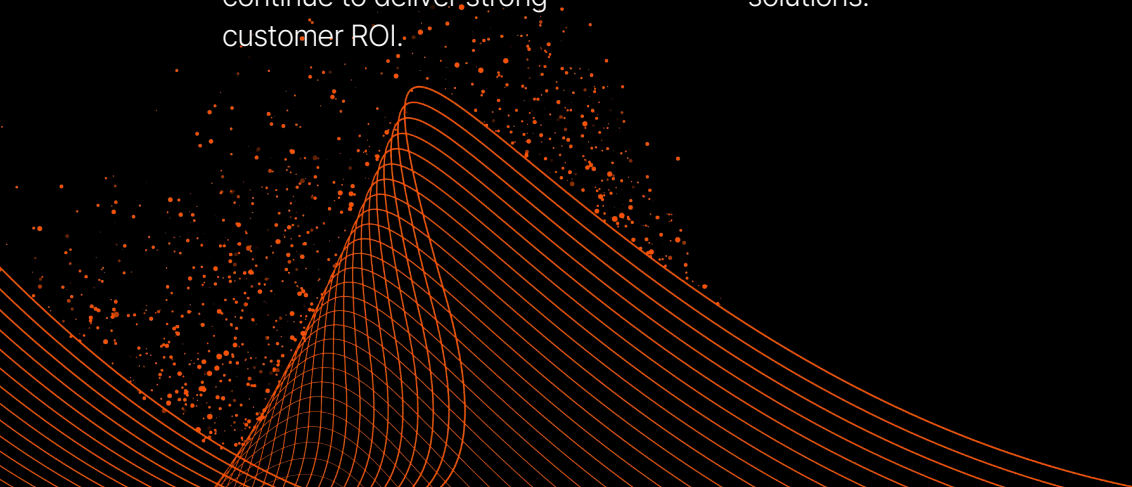
Our leading platform, trusted industry partnership, and singular focus on digital transformation of the construction industry will continue to deliver strong customer ROI.

Connected Platform

Our foundation was intentionally built to deliver a truly connected platform, which serves as a competitive advantage while also generating value and AI solutions.

Power of Procore Helix

Helix is powered by real construction data centralized on a unified platform to put intelligence and automation directly into the hands of customers, helping to drive unprecedented productivity and efficiency for every project.



Ajei Gopal

Product Q&A

Thank You



Appendix

● REFERENCES & DEFINITIONS

ANNUAL RECURRING REVENUE (ARR)

We define ARR at the end of a particular period as the annualized dollar value of our subscriptions from the specified customer or customers as of such period end date. For multi-year subscriptions, ARR at the end of a particular period is measured by using the stated contractual subscription fees as of the period end date on which ARR is measured. For example, if ARR is measured during the first year of a multi-year contract, the first-year subscription fees are used to calculate ARR. ARR at the end of a particular period includes the annualized dollar value of subscriptions for which the term has not ended, and subscriptions for which we are negotiating a subscription renewal. ARR should be viewed independently of revenue determined in accordance with GAAP and does not represent our U.S. GAAP revenue on an annualized basis. ARR is not intended to be a replacement or forecast of revenue.

CUSTOMER COUNT

We define the number of customers at the end of a particular period as the number of entities that have entered into one or more subscriptions with us that have recurring charges for which the term has not ended, or with which we are negotiating a subscription renewal. An entity with multiple subsidiaries, segments, or divisions, is defined and counted as a single customer, even if there are multiple separate subscriptions. Customer count metrics exclude customers acquired from business combinations that do not have standard Procure annual contracts.

TOTAL ADDRESSABLE MARKET (TAM)

We view the construction industry's ACV as the primary factor informing our TAM because our revenue is driven by the value of the ACV that our customers have contracted to run on the Procure platform, and because changes in ACV are generally correlated with our revenue and growth opportunity. Our estimate of global construction ACV as of 2030 is based on a projection developed by Oxford Economics (see Oxford Economics: Future of Construction (September 2021), estimated global construction spend in 2030).

TOTAL ANNUAL RECURRING REVENUE (TOTAL ARR)

We define Total ARR as the aggregate ARR across all given customer contracts in a referenced customer cohort.