INFORMED BY EOS

NEEDHAM GROWTH CONFERENCE

PAT MILES, CHAIRMAN & CEO | TODD KONING, CFO

JANUARY 14, 2022

FORWARD LOOKING STATEMENTS

This deck contains "forward-looking statements" within the meaning of the Private Securities Litigation Reform Act of 1995 that involve risks and uncertainty. Such statements are based on management's current expectations and are subject to a number of risks and uncertainties that could cause actual results to differ materially from those described in the forward-looking statements. The Company cautions investors that there can be no assurance that actual results will not differ materially from those projected or suggested in such forward-looking statements as a result of various factors. Forward-looking statements include, but are not limited to: references to the Company's revenue and growth outlook; planned product launches, introductions, regulatory submissions or clearances; efforts to transform sales and distribution channels; the Company's ability to compel surgeon adoption; and the Company's future ability to finance its operations and sufficiency of its cash runway. Important factors that could cause actual operating results to differ significantly from those expressed or implied by such forward-looking statements include, but are not limited to: the uncertainty of success in developing new products or products currently in the pipeline; the uncertainties in the Company's ability to execute upon its strategic operating plan; the uncertainties regarding the ability to successfully license or acquire new products, and the commercial success of such products; failure to achieve acceptance of the Company's products by the surgeon community; failure to obtain FDA or other regulatory clearance or approval or unexpected or prolonged delays in the process; continuation of favorable third party reimbursement; unanticipated expenses or liabilities or other adverse events affecting cash flow or the Company's ability to achieve profitability; uncertainty of additional funding; the Company's ability to compete with other products or with emerging technologies; product liability exposure; an unsuccessful outcome in any litigation; patent infringement claims; claims related to the Company's intellectual property; the Company's ability to meet its financial obligations; and the impact of the COVID-19 pandemic. A further list and description of these and other factors, risks and uncertainties can be found in the Company's most recent annual report, and any subsequent quarterly and current reports, filed with the Securities and Exchange Commission. ATEC disclaims any intention or obligation to update or revise any forward-looking statements, whether as a result of new information, future events, or otherwise, unless required by law.

INDUSTRY- LEADING GROWTH

Strategic foundation for long-term value creation

EXECUTION

ATEC has achieved the **highest organic U.S. growth** of any public spine company in every quarter since 2018

Despite a tough backdrop, we are **doing what we said we'd do…**

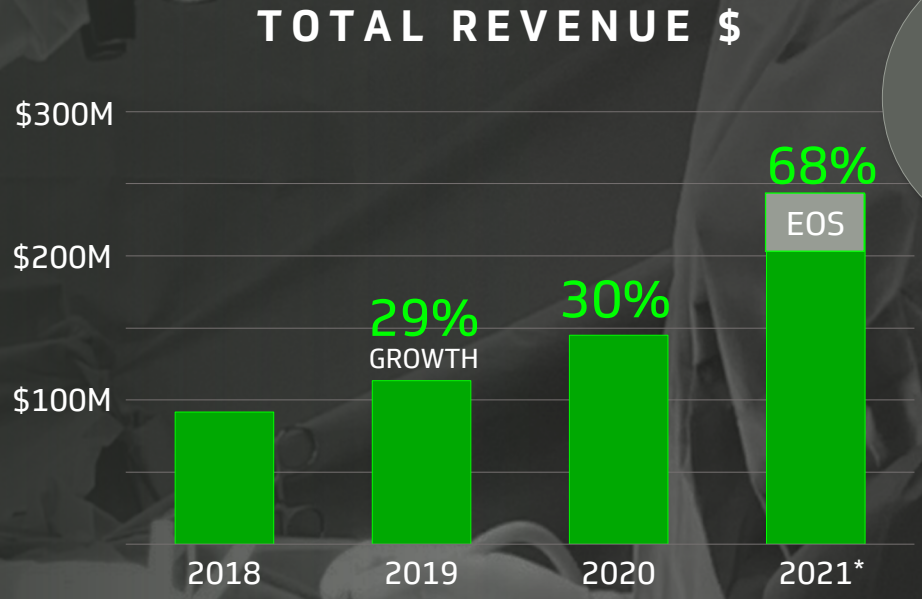

*2021 results are preliminary, unaudited and therefore subject to change. Refer to press release issued 1.10.22.



SPINE SURGERY STILL LACKS PREDICTABILITY & REPRODUCIBILITY

Our growth is a reflection of applying unrivaled know-how to better meet spine's clinical requirements.

THE OPPORTUNITY AHEAD IS VAST!

LATERAL IS & WILL CONTINUE TO BE CENTRAL TO OUR GROWTH

SIGNIFICANT CLINICAL & PATIENT ADVANTAGES

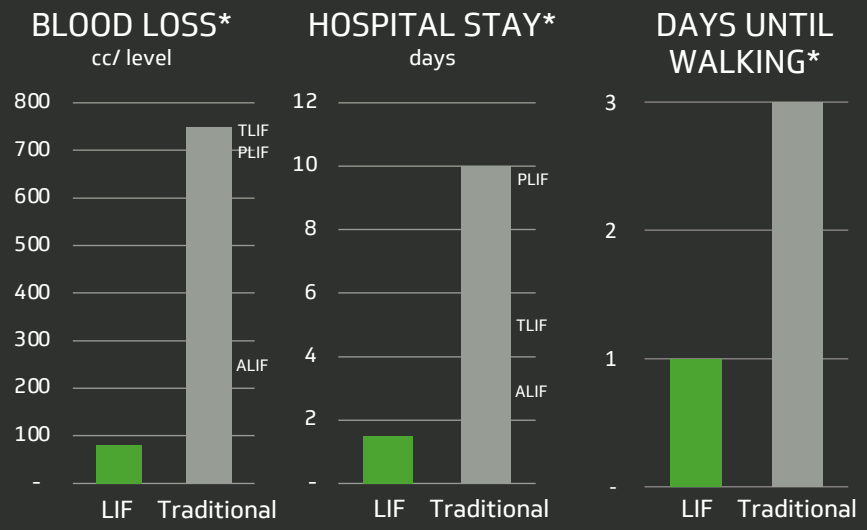

Why did adoption stall at just 20-30% of surgeons?

- Lack of familiarity with approach/ position
- Lack of reproducibility; unable to provide direct decompression
- Not ideal for achieving sagittal alignment
- Lack of neuroplexus monitoring
- Difficult position to place bilateral pedicle screws
- Patient repositioning requirements

PTP was designed by the pioneers of lateral to address these challenges.

* Source data on file

EARNING LATERAL MARKET SHARE

This is <u>not</u> prone lateral. This is PTP.

largest contributor to 2021 rev growth (PTP+LTP)

- Unmatched sophistication, knowhow and information being reflected by adoption
- Penetrating lateral market and expanding it through conversion of traditional PLIF & TLIF surgery
- Increasingly being utilized in more complex cases
- Predictable, reproducible approach well-suited for outpatient ASC procedures

SafeOp™

Foundation of ATEC lateral distinction
The technology best equipped to meet lateral's specific informational requirements

ACCELERATING SURGEON EDUCATION VISITS

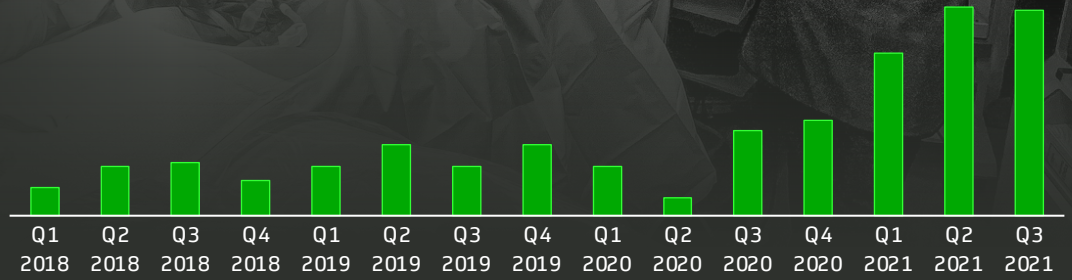

LATERAL DISTINCTION EXTENDS TO $12B* US SHARE-TAKING OPPORTUNITY

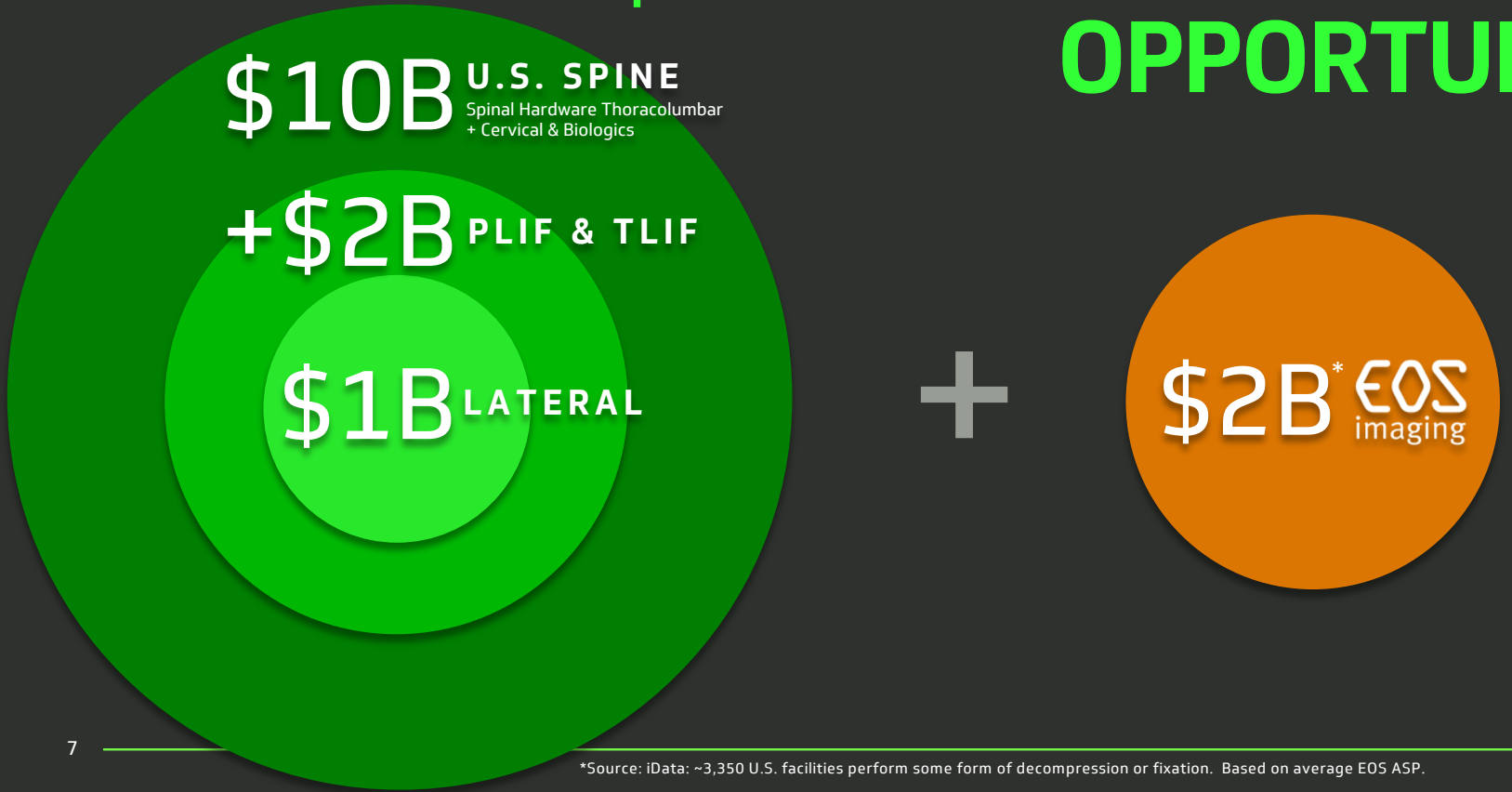

*Source: iData: ~3,350 U.S. facilities perform some form of decompression or fixation. Based on average EOS ASP.

OUR COMMITMENTS

Earning market share by prioritizing key initiatives

1 CREATE CLINICAL DISTINCTION

Build an organic product development machine & advance our information-based core competence

2 COMPEL SURGEON ADOPTION

Increase revenue and products sold per case through innovation

3 ELEVATE SALES FORCE

Progress toward comprehensive & clinically adept, exclusive sales team



CLINICAL DISTINCTION SCORECARD

1 CREATE CLINICAL DISTINCTION

2018 - 2021:
~40
PRODUCTS RELEASED

LOOKING AHEAD:
IN PURSUIT OF THE PERFECT PROCEDURE

- LATERAL
  - LTP™
  - PTP™
- TLIF
- PLIF
- ALIF
- ACDF
- PCF

ENABLING TECHNOLOGY

BIOLOGICS — NAVIGATION — SAFE OP — EOS — PATIENT POSITIONING — POSTERIOR FX

atec™

1 PERFECTING APPROACHES

Committed to launch of 8-10 new products & line extensions / year

~40 RELEASES 2018 TO 2021*

2019

- IdentiTi Cervical
- Trestle Luxe II
- IdentiTi ALIF
- IdentiTi LIF
- AMP LIF Plate
- Transcend LIF
- IdentiTi PLIF PS

2020

- IdentiTi TLIF PC
- IdentiTi TLIF PO
- Invictus MIS Single Step
- Invictus MIS Reduction
- Invictus Open
- AlphaGraft DBM Fiber
- SafeOp EMG and SSEP
- Aspida ALIF Plate

2021

- Sigma TLIF Access
- Sigma PTP Access
- PTP Patient Positioner
- Invictus MIS MOD
- Invictus MIS Tower
- Invictus Open MOD
- SafeOp Ancillary Devices
- AlphaGraft CBM
- IdentiTi C HL

2021

- IdentiTi Cervical Standalone
- Invictus OCT
- IdentiTi ALIF Standalone
- Invictus Osseoscrew
- Invictus Medalized MOD
- Invictus Connectors
- SafeOp 1.5
- Arcus Guided Access
- AIX Cloud Platform
- EOS Imaging
- InVictus Vice
- LIF Instruments





















*Representative examples of product launches and line additions

1 DRIVING EOS PLACEMENTS + GAINING ACCESS TO NEW ACCOUNTS

- Unique standing, full-body 3D-planning
- Already creating new relationships with coveted practices
- Increasing selling into end-users of imaging: spine surgeons
- Multiple payment options & strong, established reimbursement facilitating purchase decisions
- Aiming to replicate experience in France, historical deformity leader

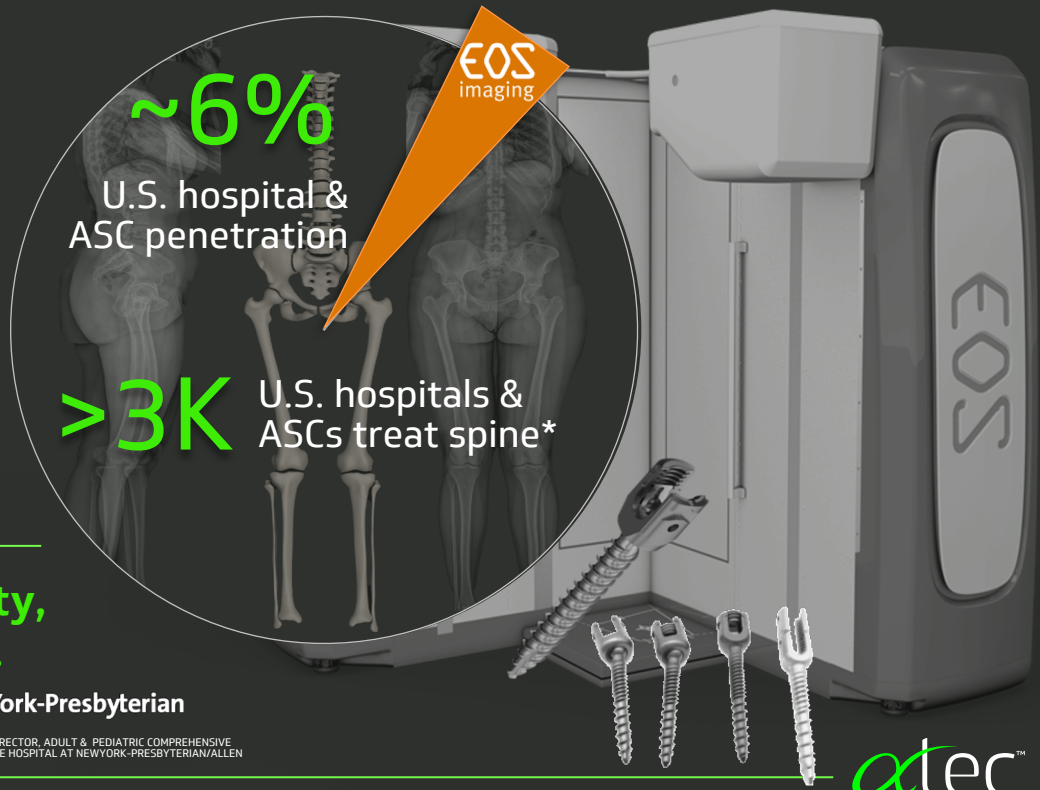

"If you're going to treat deformity, EOS imaging is a requirement."

LAWRENCE LENKE, MD- OCT 2021 NewYork-Presbyterian

PROFESSOR OF ORTHOPEDIC SURGERY | CHIEF, DIVISION OF SPINAL SURGERY | DIRECTOR, SPINAL DEFORMITY SURGERY | CO-DIRECTOR, ADULT & PEDIATRIC COMPREHENSIVE SPINE SURGERY FELLOWSHIP | COLUMBIA UNIV. DEPT. OF ORTHOPEDIC SURGERY | SURGEON-IN-CHIEF AT DANIEL & JANE OCH SPINE HOSPITAL AT NEWYORK-PRESBYTERIAN/ALLEN

*~3,350 U.S. facilities perform some form of decompression or fixation. (Source: iData).

atec™

1 DELIVERING PREDICTABILITY

Unprecedented planning via EOS information

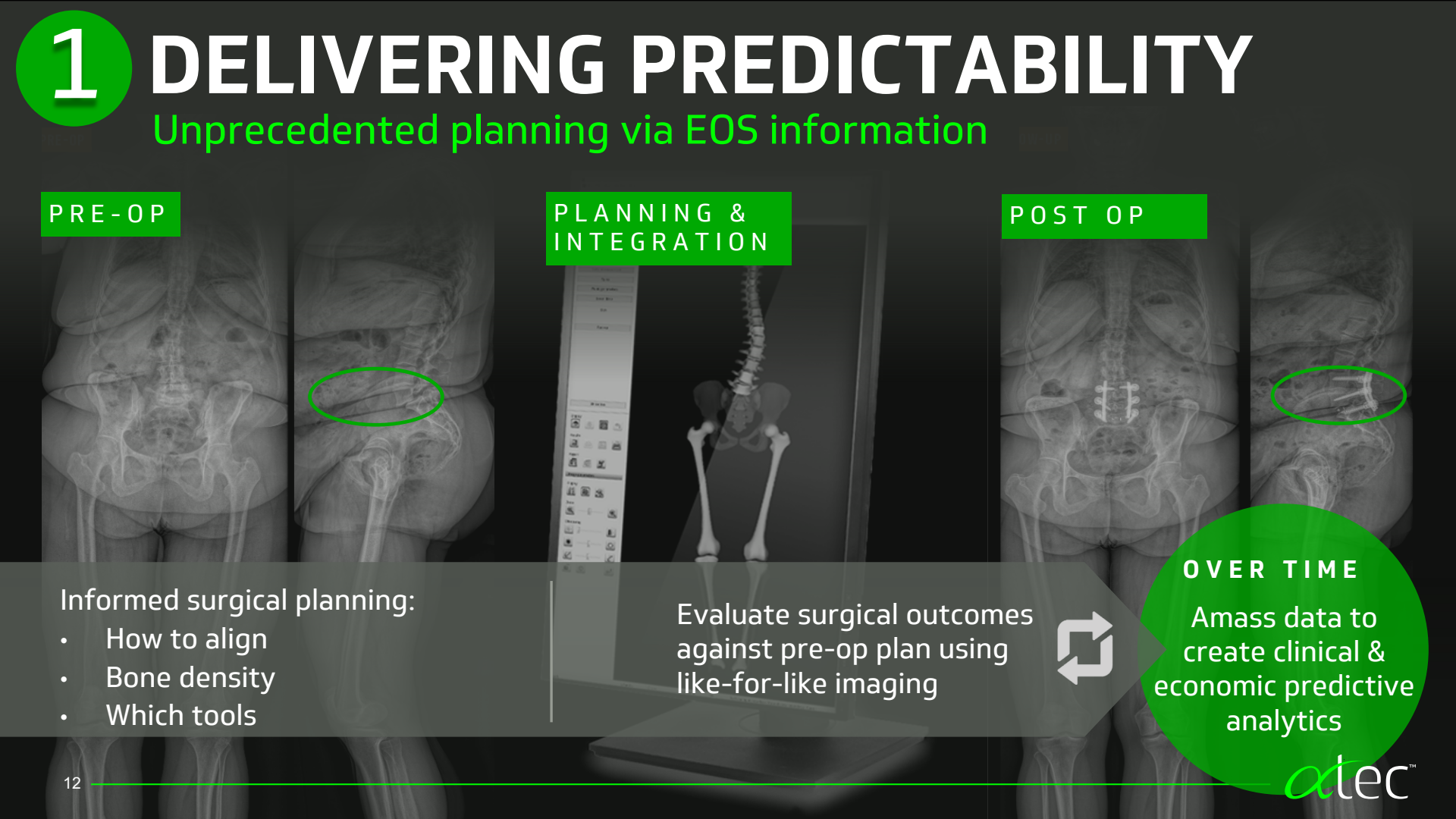

PRE-OP

Informed surgical planning:

- How to align
- Bone density
- Which tools

PLANNING & INTEGRATION

Evaluate surgical outcomes against pre-op plan using like-for-like imaging

POST OP

OVER TIME

Amass data to create clinical & economic predictive analytics

2 ADOPTION OUTLOOK

Strong progress, yet vast potential to capture more of each surgery

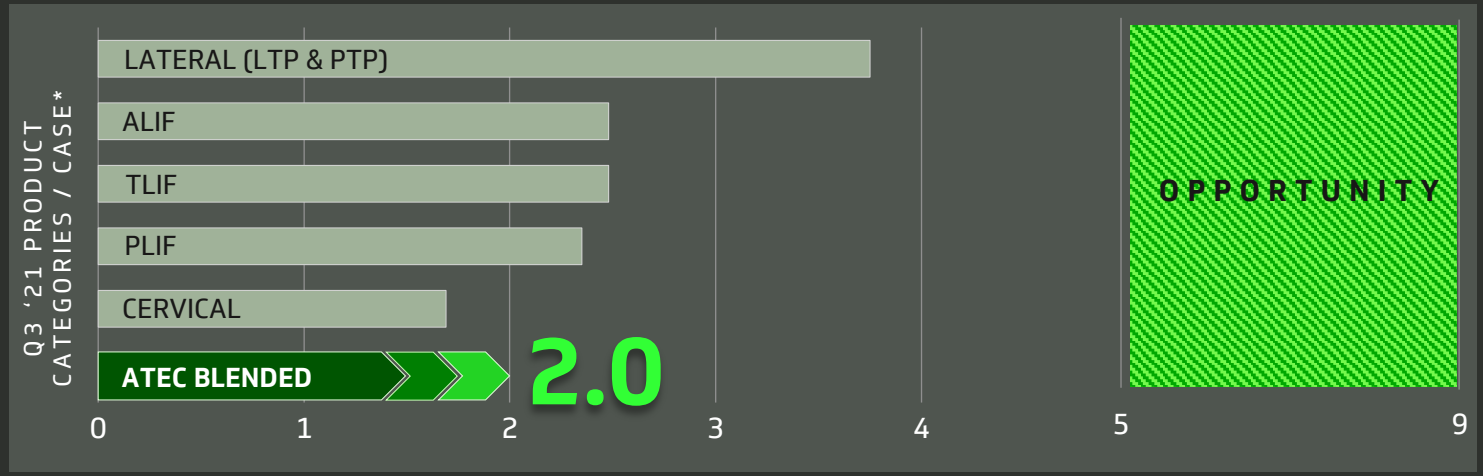



PRODUCT CATEGORIES PER CASE	2019	2020	2021
	1.6	1.8	2.0

* Revenue metrics exclude EOS imaging & int'l supply agreement.

2 CENTRAL DRIVER OF ADOPTION

Continuing to improve surgery by focusing on procedural requirements

HOW **INDUSTRY** MAKES DECISIONS.

>80%* of procedural revenue

the "currency" of spine surgery



HOW **SURGEONS** SERVE PATIENTS.

<20%* of procedural revenue

unique, integrated technologies that drive reproducibility & predictability



NEUROMONITORING



SURGICAL CASE PLANNING



PATIENT POSITIONING



IMPLANT DELIVERY



APPROACH-SPECIFIC ACCESS

* Management estimate

3 ELEVATING DISTRIBUTION

Immense opportunity to expand & advance our sales force

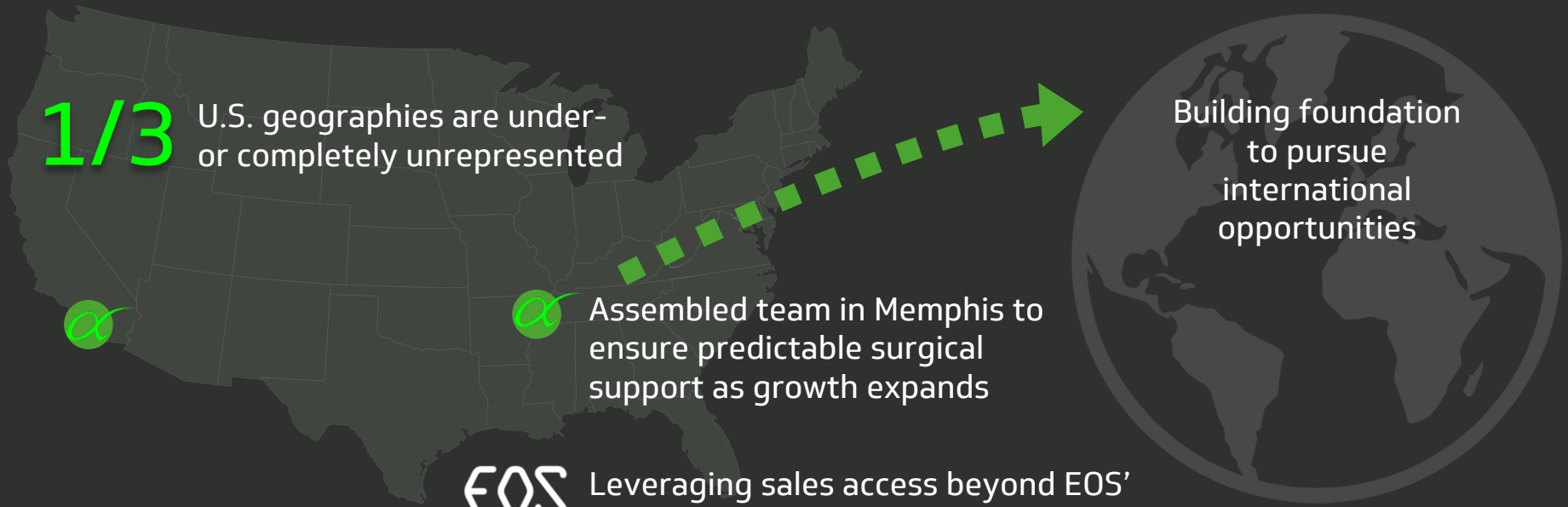

1/3 U.S. geographies are under- or completely unrepresented

Assembled team in Memphis to ensure predictable surgical support as growth expands

Building foundation to pursue international opportunities

EOS imaging Leveraging sales access beyond EOS' prestigious academic footprint

Shriners Hospitals for Children · Rady Children's · Texas Health Presbyterian Hospital · Advocate Health Care · Northwestern University · HUV · Charité · Massachusetts General Hospital · Barnes-Jewish Hospital · Singapore General Hospital · SingHealth · 名城病院 · Stanford Health Care · UCSF Health · Barnes-Jewish Hospital · Nemours · NewYork-Presbyterian · HCA Hospital Corporation of America · schulthess klinik · Ascension · NYU · Mayo Clinic

atec

PTP™: Next-Gen Lateral

Taking share of $1B+ lateral market & the $2B+ market for TLIFs & PLIFs*

Increasingly applied to complex cases

Well-suited for ASCs

Advance US distribution

>1/3 of U.S. geographies still under- or completely unrepresented

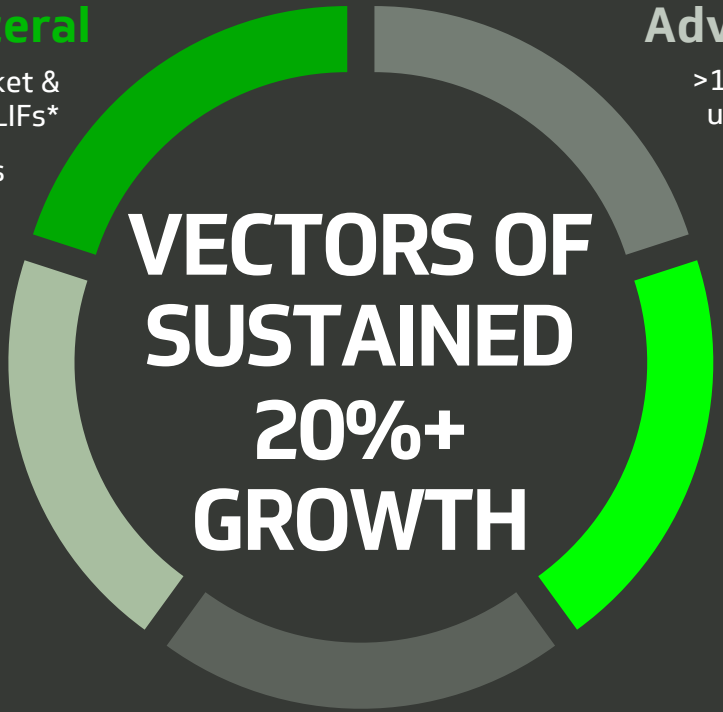

Expand internationally

Building platform for direct, narrow & deep int'l market entry in coming years

Halo effect increases portfolio adoption

Increasingly comprehensive portfolio benefits from traction of our most distinct products & procedures

Capture more of the >$2B* EOS opportunity

Reflect EOS' informational prowess & academic influence

Provide unprecedented diagnostic & surgical planning capabilities that create clinical & economic value

Leverage minimal account overlap & multi-unit opportunities to drive penetration

* Sources: iData and Management Estimates



FINANCIALS

PRELIMINARY REVENUE RESULTS

Clinically distinct solutions + expansion of sales team continued to fuel surgeon adoption

	Q4 2021	YoY	FY 2021	YoY
Organic Revenue	$61.0M	41%	$212M	50%
EOS Related Revenue	$12.6M	--	$30M	--
Revenue from Products & Services	**$73.6M**	**71%**	**$242M**	**72%**
International Supply Agreement	--	--	$1M	--
TOTAL REVENUE	**$73.6M**	**67%**	**$243M**	**68%**

- Robust adoption of PTP was greatest contributor to Q4 growth
- Launch of ALIF Stand Alone System also contributed
- EOS integration proceeding as planned
- Strong results portfolio wide

* Q4 and FY 2021 revenue results are preliminary, unaudited and therefore subject to change. Table depicts midpoint of ranges provided in a press release issued on 1/10/22.

2022 REVENUE OUTLOOK

Strong momentum will continue to fuel market share expansion

	FY 2022E	YoY
Organic Revenue	$260M	23%
EOS Related Revenue	$45M	--
Revenue from Products & Services	**$305M**	**26%**
Int'l Supply Agreement	--	--
TOTAL REVENUE	**$305M**	**26%**

- Lateral (including PTP) expected to continue to be a primary growth driver
- Continued contribution from new products & sales team expansion/ advancement
- Int'l supply agreement terminated in August 2021

DURABLE GROWTH

Strategic foundation laid for long-term value creation

TOTAL REVENUE $

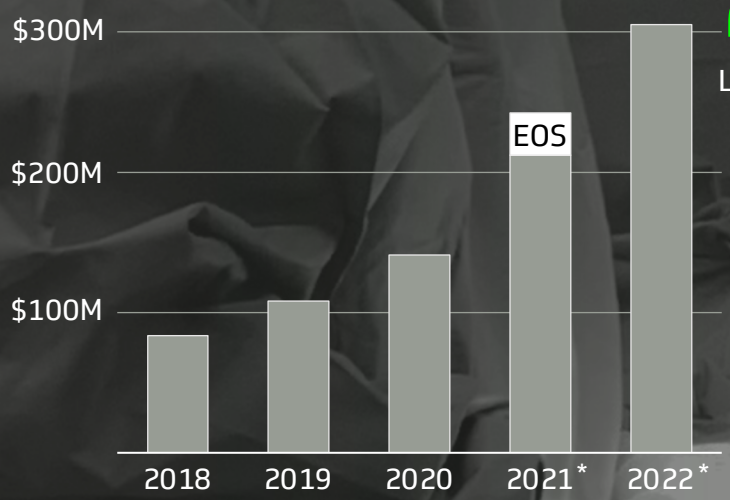

20%+

LONG-TERM GROWTH

GROWTH DRIVERS

1. PTP penetrating & expanding $1B lateral market
2. Advancing and increasing US distribution
3. Reflecting EOS' information prowess & academic influence
4. Halo effect driving adoption of comprehensive portfolio
5. Building foundation for international market expansion

*2021 results are preliminary, unaudited and therefore subject to change. 2022 is total revenue guidance as of a press release issued 1.10.22.

Through a commitment to
advancing the clinical experience in spine,
we have set the stage for sustainable,
multi-faceted, industry-leading growth.

We have achieved just
2% share of a $12B+ opportunity.

WE ARE JUST GETTING STARTED!



atec™
Spine Approach Technologies