INFORMED BY EOS

Enhancing the ATEC portfolio with navigation-enabled robotics

PAT MILES, CHAIRMAN & CEO

APRIL 19, 2023

FORWARD LOOKING STATEMENTS

This presentation contains "forward-looking statements" within the meaning of the Private Securities Litigation Reform Act of 1995 that involve risks and uncertainty. Such statements are based on management's current expectations and are subject to a number of risks and uncertainties that could cause actual results to differ materially from those described in the forward-looking statements. The Company cautions investors that there can be no assurance that actual results will not differ materially from those projected or suggested in such forward-looking statements as a result of various factors. The words “may,” “might,” “will,” “could,” “would,” “should,” “expect,” “plan,” “anticipate,” “intend,” “believe,” “expect,” “estimate,” “seek,” “predict,” “future,” “project,” “potential,” “continue,” “target” and similar words or expressions are intended to identify forward-looking statements, although not all forward-looking statements contain these identifying words. Forward-looking statements include, but are not limited to: the potential benefits and synergies of the announced acquisition, including the expected impact on future financial and operating results, post-acquisition plans, and intentions, strategy and procedural integration; the Company’s expectations with respect to future revenue, growth, ability to preserve financial commitments and expectations, and financial outlook; planned commercial launches, introductions, integration, regulatory submissions or clearances; the Company’s ability to create clinical distinction, compel surgeon adoption and earn market share; and the Company’s expectations with respect to future revenue, growth and financial outlook. Important factors that could cause actual operating results to differ significantly from those expressed or implied by such forward-looking statements include, but are not limited to: the effect of the announcement of the acquisition on the Company’s ability to retain and hire key personnel and maintain relationships with customers and suppliers; risks related to potential litigation in connection with acquisition; the risk that the assets acquired will not be integrated successfully or that the benefits and synergies from the acquisition may not be fully realized or may take longer to realize than expected; the uncertainty of success in developing new products or products currently in the pipeline; the uncertainties in the Company’s ability to execute upon its strategic operating plan; failure to achieve acceptance of the Company’s products by the surgeon community; failure to obtain FDA or other regulatory clearance or approval or unexpected or prolonged delays in the process; continuation of favorable third-party reimbursement; the Company’s ability to compete with other products or with emerging technologies; product liability exposure; an unsuccessful outcome in any litigation; and changes to our preliminary financial results for the quarter due to the completion of financial closing procedures. A further list and description of these and other factors, risks and uncertainties can be found in the Company's most recent annual report, and any subsequent quarterly and current reports, filed with the Securities and Exchange Commission. Forward-looking statements represent the Company’s views only as of today and should not be relied upon as representing its views as of any subsequent date. ATEC disclaims any intention or obligation to update or revise any forward-looking statements, whether as a result of new information, future events, or otherwise, unless required by law. No representations or warranties (expressed or implied) are made about the accuracy of any such forward-looking statements. A further list and description of these and other factors, risks and uncertainties can be found in the Company's most recent annual report, and any subsequent quarterly and current reports, filed with the Securities and Exchange Commission. Forward-looking statements represent the Company’s views only as of today and should not be relied upon as representing its views as of any subsequent date. ATEC disclaims any intention or obligation to update or revise any forward-looking statements, whether as a result of new information, future events, or otherwise, unless required by law. No representations or warranties (expressed or implied) are made about the accuracy of any such forward-looking statements.

This presentation is not an offer to sell or the solicitation of an offer to buy any securities, and shall not constitute an offer, solicitation, or sale in any jurisdiction in which such offer, solicitation, or sale is unlawful. The issuer has filed a registration statement (including a prospectus and prospectus supplement) with the Securities and Exchange Commission (the “SEC”) for the offering to which this communication relates. Before you invest, you should read the prospectus in that registration statement and the prospectus supplement for more complete information about the issuer and this offering. You may get these documents for free by visiting EDGAR on the SEC web site at http://www.sec.gov. Alternatively, you may request a copy of the prospectus and prospectus supplement from Cowen and Company, LLC c/o Broadridge Financial Solutions, 1155 Long Island Avenue, Edgewood, NY 11717, Attn: Prospectus Department, by phone at (833) 297-2926, or by email at PostSaleManualRequests@broadridge.com.

ADVANCING CLINICAL PRECISION WITH NAVIGATION-ENABLED ROBOTICS

- $55M cash acquisition of REMI (Robotic Enabled Minimally Invasive) technology
- Enhances ATEC's procedural strategy by integrating precise intra-operative navigation-enabled robotics
- Includes familiar team with years of experience in image-guided surgery design and development
- Preserves financial commitments, including 2023 adjusted EBITDA breakeven and 2025 cash flow breakeven

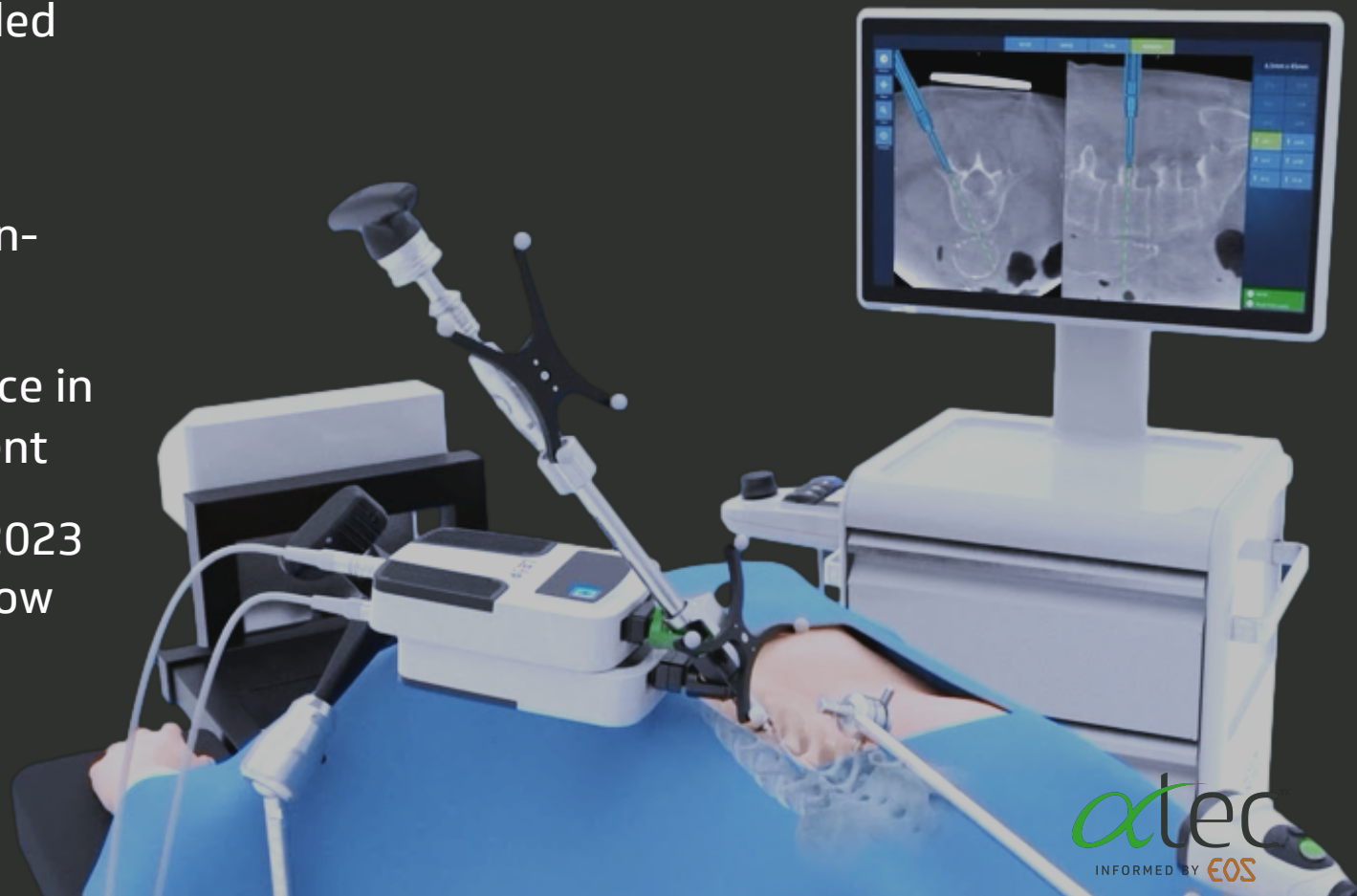

REVOLUTIONIZING SPINE SURGERY BY PURSUING THE PERFECT PROCEDURE



We design & develop technology to specifically fulfill the unique requirements of each procedure

atec™
INFORMED BY EOS

EARNING SHARE BY PRIORITIZING CONSISTENT KEY INITIATIVES

1

CREATE CLINICAL DISTINCTION

Revolutionizing spine surgery & extending our information-based advantage

2

COMPEL SURGEON ADOPTION

Expanding procedural utilization and surgeon loyalty by furthering clinical predictability

3

ELEVATE DISTRIBUTION

Levering investments made to increase clinical aptitude & geographic footprint



atec™ INFORMED BY EOS

OUR VIEW OF “DISTINCTION” IS DIFFERENT

Our methodical walk to create procedural predictability (precision) includes allocating capital at the right time and at the right price

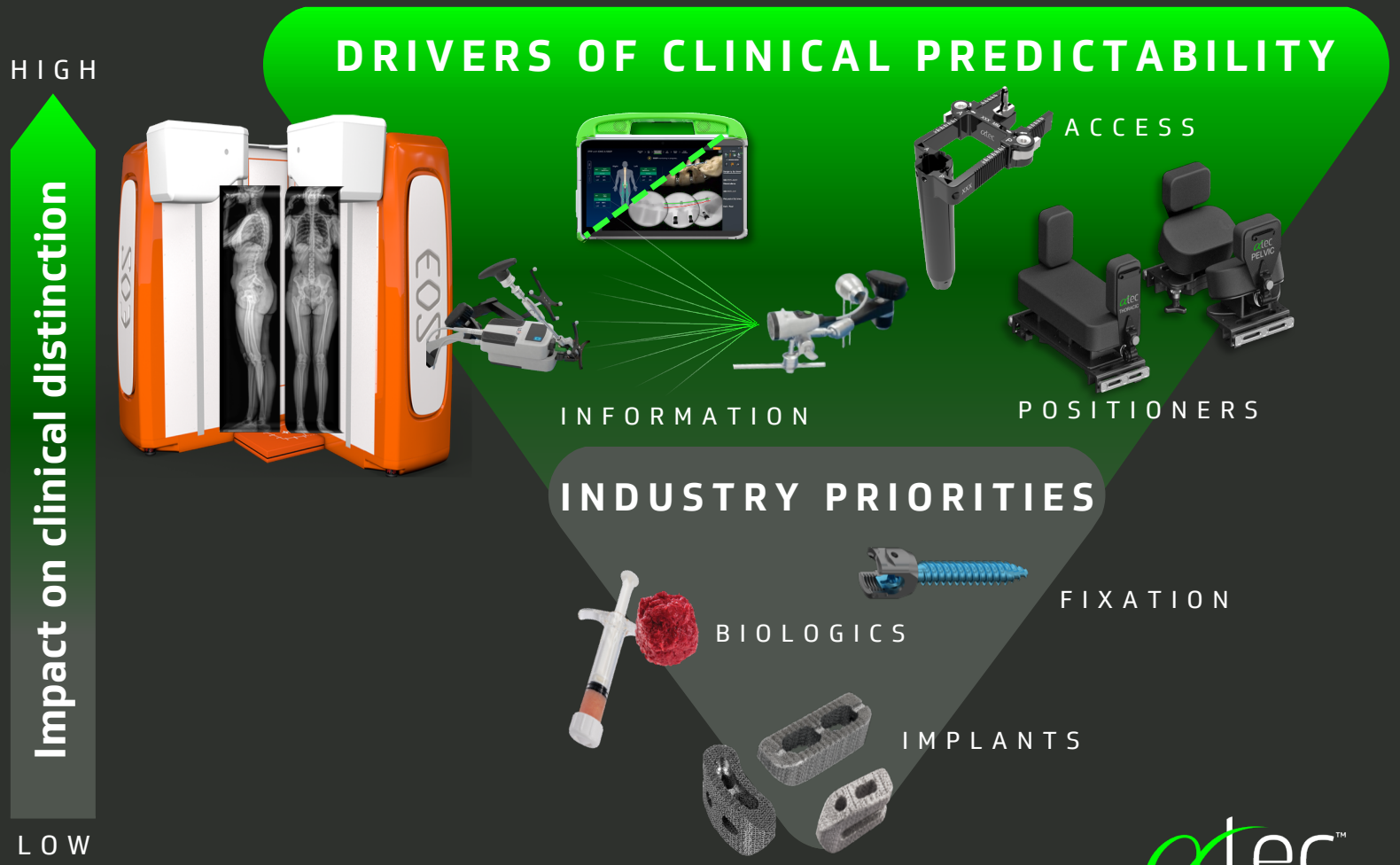

atec™ INFORMED BY EOS

THE HEART OF ATEC DISTINCTION:
LATERAL SOPHISTICATION

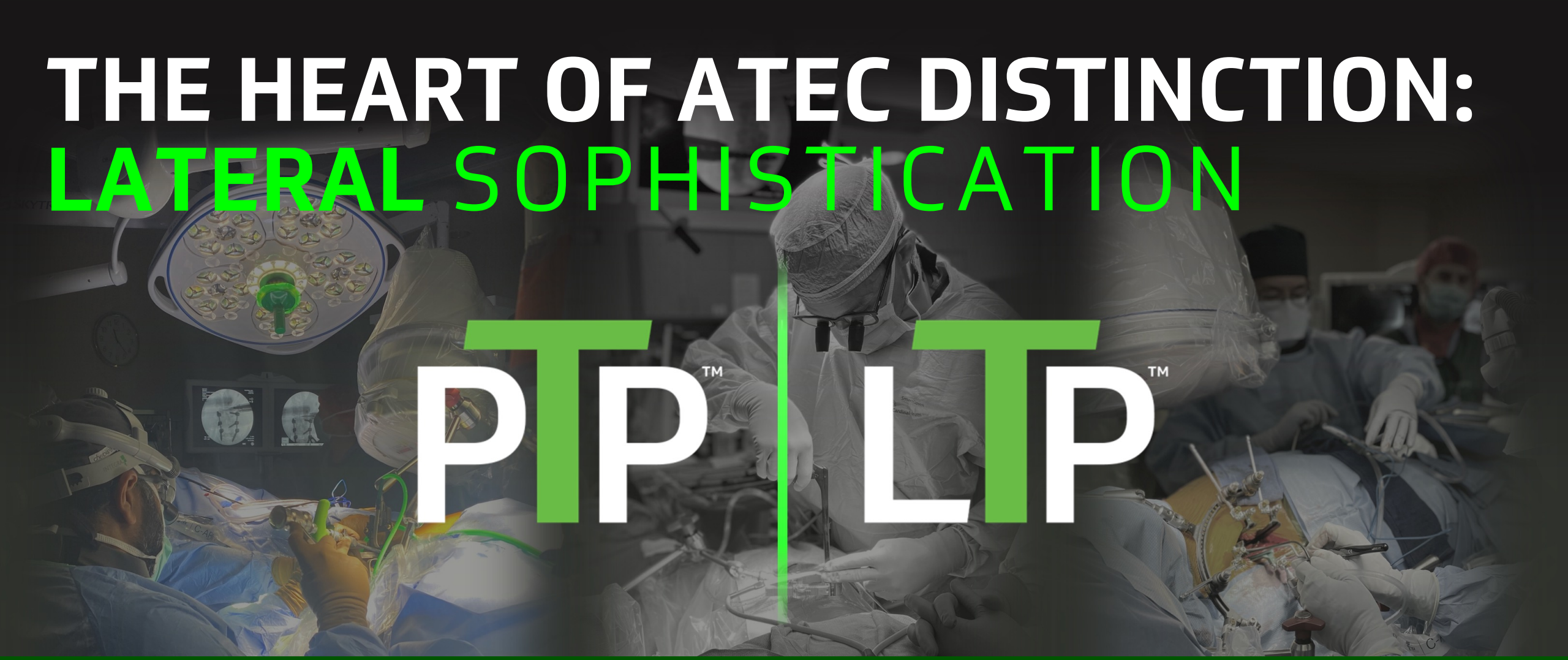

Removing variables to create clinical predictability for every pathology and surgeon preference, regardless of patient position

atec™ INFORMED BY EOS

THE HEART OF ATEC DISTINCTION: TECHNOLOGICAL INTEGRATION

Successful integration of SafeOp is already **setting a new standard** in lateral spine surgery with automated real-time nerve location & nerve integrity (health) information

Our foundational technology is designed to directly address the **most common, documented risk** of femoral nerve complications in lateral surgery

> “Real time, actionable feedback was **highly predictive** of neurological events during LIF”[1]

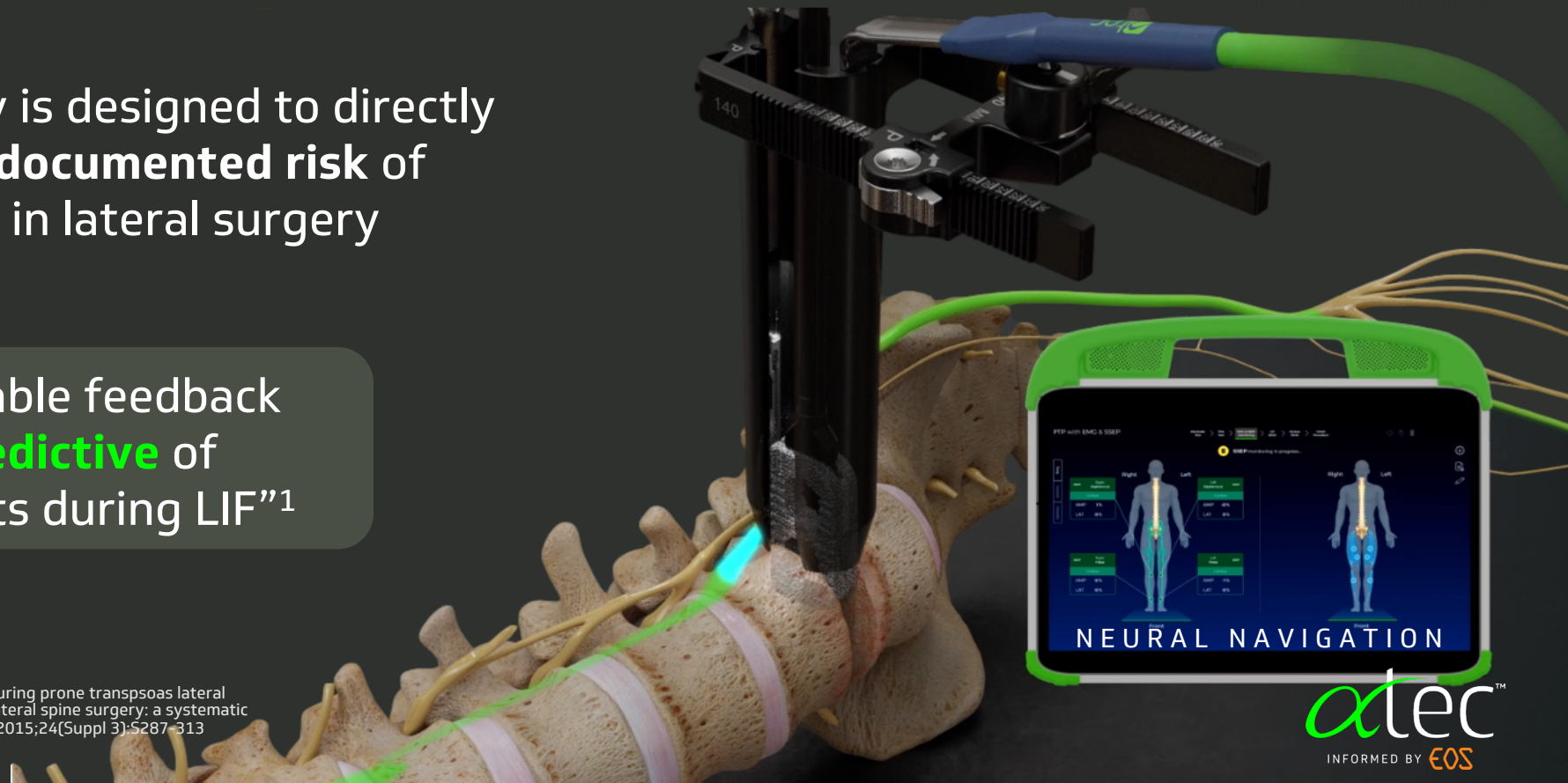

1. Tohmeh A et al. Saphenous SSEP monitoring of femoral nerve health during prone transpsoas lateral lumbar interbody fusion. Eur Spine J 2022. 2. Lehmen JA, Gerber EJ. MIS lateral spine surgery: a systematic literature review of complications, outcomes, and economics. Eur Spine J 2015;24(Suppl 3):S287-313

atec™ INFORMED BY EOS

REMI TECHNOLOGY FUSION ROBOTICS

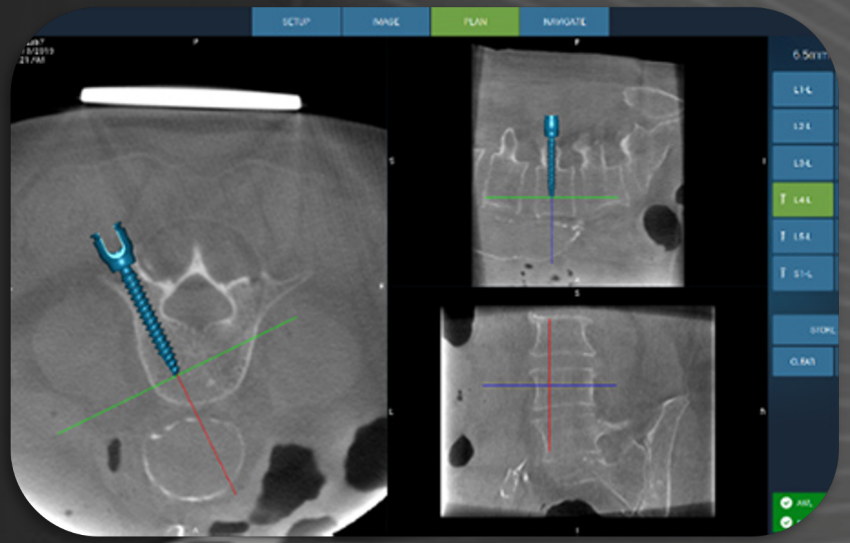

NOT GUESSING

Our track record of successful technology integration is grounded in **identifying know-how & clinical impact**

KNOW-HOW

Founders associated with spine image-guided surgery since its inception around 1995



DR. KEVIN FOLEY

SEMMES MURPHEY Leaders in Brain & Spine Care | THE UNIVERSITY OF TENNESSEE HEALTH SCIENCE CENTER



BRAD CLAYTON

FUSION ROBOTICS Medtronic

INTEGRATES INTO CLINICAL WORKFLOW

Versatile instrument tracking uses fluoro (2D) or CT (3D) images



2D imaging is ubiquitous

<>



3D imaging rarer, especially in ASCs

Small O.R. footprint designed specifically for spine surgery



Lightweight, table-mounted navigation system

atec™ INFORMED BY EOS

TECHNOLOGY THAT MEETS SPECIFIC PROCEDURAL REQUIREMENTS





	remi ROBOTIC NAVIGATION SYSTEM	ExcelsiusGPS REVOLUTIONARY ROBOTIC NAVIGATION | GLOBUS MEDICAL	Mazor Robotics | Medtronic
Efficient workflow	✓	X	X
Imaging versatility (2D & 3D)	✓	X	X
Free-hand navigation	Development required	X	X
ASC suitable	✓	X	X
Quick ROI / Earnout	✓	X	X
Price	<$500K	>$1M	>$1M

atec™ INFORMED BY EOS

Image-guided surgery
has been around for decades.

Why is it not ubiquitous?

IT HAS NOT BEEN ELEGANTLY INTEGRATED INTO SPINE'S PROCEDURAL WORKFLOW

atec™
INFORMED BY EOS

PROCEDURAL INTEGRATION AHEAD

Nav-assisted targeting & robotic precision increases lateral predictability & reproducibility

- Integrated SafeOp (automated EMG) + REMI enables neurological + bony navigation precision during dilator placement & retractor docking
- More thorough disc space preparation & interbody implant precision
- Efficient set up
- Minimized radiation exposure
- 2 independently integrated technologies (EMG + Image guidance) furthers pedicle screw placement and accuracy
- Simplified multi-level surgeries



Development will extend technological precision beyond lateral by meeting specific procedural integration requirements

PROVEN TECHNOLOGY ELEVATES THE CLINICAL EXPERIENCE

atec™ INFORMED BY EOS + remi™ ROBOTIC NAVIGATION SYSTEM =

ACCELERATED ABILITY TO EARN MARKET SHARE

Enables deeper penetration of $1B* lateral market & faster penetration of $2B* traditional posterior opportunity

*Source: iData

INITIAL INTEGRATION PRIORITIES

DEVELOPMENT

Integrate Remi + InVictus Posterior Fixation System - 510k clearance

Free-hand navigation capabilities

Integrate into lateral platform

Extend utilization into expanded long-construct surgery

SALES

Convert ATEC surgeons

Attract technologically astute reps

Drive placements with flexible financing, competitive price and cost profile

atec™ INFORMED BY EOS

THE INFORMATICS ARMS RACE

Spine surgery outcomes are improved with enhanced information that mitigates clinical variables and improves decision-making

PRE-OP



Pre-operative planning

INTRA-OP



SafeOp Neural navigation



Vea Mobile Alignment



REMI Precise Boney Navigation

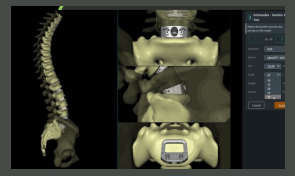

Bone Quality

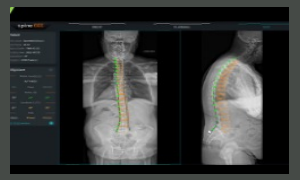

Pre-bent rods

POST-OP



Standard Imaging; Machine learning

atec™ INFORMED BY EOS

A TECHOLOGY INVESTMENT THAT FURTHERS OUR SPINE-FOCUSED PRIORITIES

1

CREATE CLINICAL DISTINCTION

✓

2

COMPEL SURGEON ADOPTION

✓

3

ELEVATE DISTRIBUTION

✓



atec™ INFORMED BY EOS

INFORMED BY EOS

Enhancing the ATEC portfolio with navigation-enabled robotics

TODD KONING, CFO

APRIL 19, 2023

PRELIMINARY Q1 RESULTS & 2023 GUIDANCE UPDATE

Strong momentum drives increased full-year revenue outlook

	Preliminary Q1 2023*		FY 2023 Guidance		
	Range	YoY Growth	Previous	Updated	YoY Growth
Surgical Revenue	$93.2M to $94.3M	**54% to 55%**	$383M	$393	**30%**
EOS Revenue	$14.8M to $15.2M	44% to 48%	$55M	$57M	19%
TOTAL REVENUE	**$108.0M - $109.5M**	**>52%**	**$438M**	**$450M**	**28%**

May not foot due to rounding. | * Unaudited and based on Company's current expectations.

atec™ INFORMED BY EOS

FINANCIAL CONSIDERATIONS

Asset purchase concurrent with strategic financing – financial commitments intact



$60M in financing secured through equity offering with multiple, supportive existing and new shareholders

Confident in our financial commitments:

- Solid execution across our business
- Adjusted EBITDA breakeven in 2023 – absorbing ~$5M of annualized REMI investment to support know-how & development
- Gross margin profile in line with corporate average
- Cash flow breakeven in 2025

atec™ INFORMED BY EOS

LATERAL DISTINCTION EXTENDS TO $12B* US SHARE-EARNING OPPORTUNITY

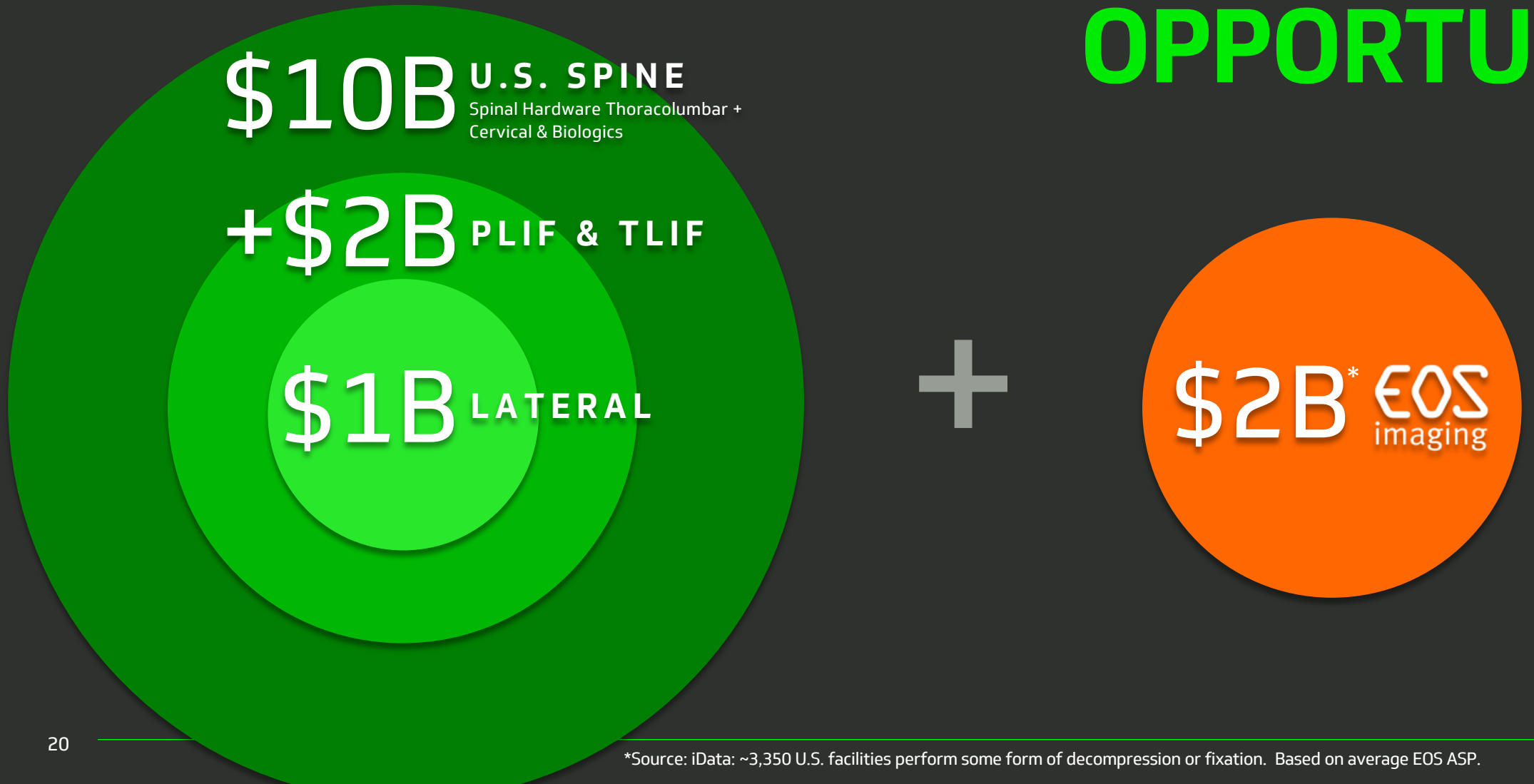

*Source: iData: ~3,350 U.S. facilities perform some form of decompression or fixation. Based on average EOS ASP.

atec™ INFORMED BY EOS



Integrating technology to revolutionize spine care