ADTALEM

GLOBAL EDUCATION

Second Quarter 2022 Earnings Presentation

February 8, 2022

Safe Harbor

Forward-Looking Statements

Certain statements contained in this release are forward-looking statements as defined in the Private Securities Litigation Reform Act of 1995. Forward-looking statements provide current expectations of future events based on certain assumptions and include any statement that does not directly relate to any historical or current fact, which includes statements regarding the future impacts of the COVID-19 pandemic, and the efficacy and distribution of the vaccines, the expected synergies from the recent Walden acquisition, and the pending sale of the financial services segment including our anticipated net proceeds and whether the pending sale will be completed in the anticipated timeframe, if at all. Forward-looking statements can also be identified by words such as “future,” “believe,” “expect,” “anticipate,” “estimate,” “plan,” “intend,” “may,” “will,” “would,” “could,” “can,” “continue,” “preliminary,” “range,” and similar terms. These forward-looking statements are subject to risk and uncertainties that could cause actual results to differ materially from those described in the statements. These risk and uncertainties include the risk factors described in Item 1A. “Risk Factors” of our most recent Annual Report on Form 10-K filed with the Securities and Exchange Commission (SEC) and our other filings with the SEC. These forward-looking statements are based on information available to us as of the date any such statements are made, and we do not undertake any obligation to update any forward-looking statement, except as required by law.

Non-GAAP Financial Measures

This presentation includes references to certain financial measures that are not calculated in accordance with generally accepted accounting principles in the United States (“GAAP”). Management believes that the non-GAAP disclosures provide investors with useful supplemental information regarding the underlying business trends and performance of Adtalem’s ongoing operations and are useful for period-over-period comparisons of such operations. Adtalem uses these supplemental non-GAAP financial measures internally in our assessment of performance and budgeting process. These non-GAAP financial measures have important limitations and should not be considered as a substitute for measures of Adtalem’s financial performance prepared in accordance with GAAP. For how we define the non-GAAP financial measures, and a reconciliation of each non-GAAP financial measure to the most directly comparable GAAP measure, please refer to the reconciliation at the end of this presentation.

©2022 Adtalem Global Education Inc. All rights reserved.

ADTALEM GLOBAL EDUCATION

Q2 2022 Highlights

Q2 2022
Revenue
$371.2 million
Operating Income[1]
$70.2 million
Diluted Earnings Per Share[1]
$0.75

- Announced definitive agreement to sell Financial Services segment, unlocking significant shareholder value
- Continued to successfully integrate Walden into asset portfolio; on track to meet synergy targets
- Positioned as the leading provider of healthcare education
- Revenue up 58.4% vs. same period in the prior year
- Operating income[1] excluding special items up 70% vs. prior year
- Diluted earnings per share[1] up 23% to $0.75

Significant Progress Toward Strategic Priorities

1. From continuing operations excluding special items
Reconciliations to Non-GAAP Financial Measures can be found in the appendix

©2022 Adtalem Global Education Inc. All rights reserved.

ADTALEM GLOBAL EDUCATION

Q2 2022 P&L Highlights

Top line, earnings and margin growth primarily driven by the accretive Walden acquisition

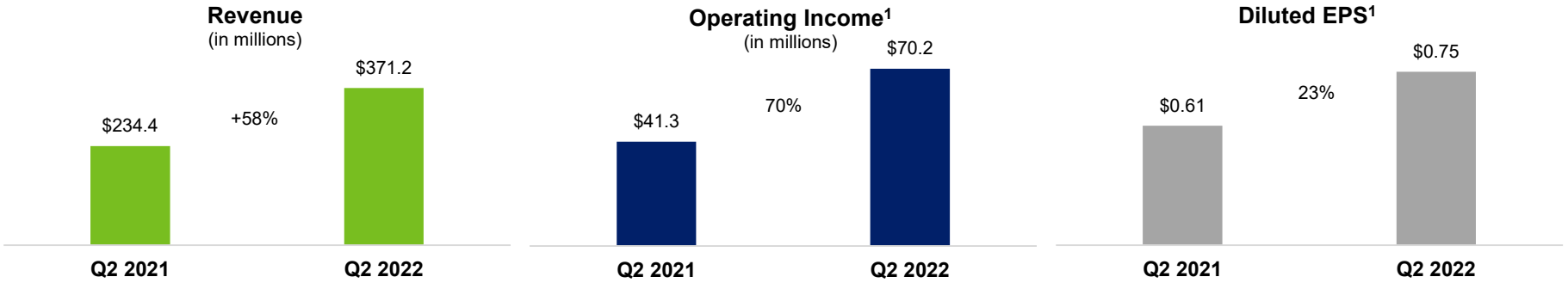

Year-over-Year Operating Margin Expansion by 129 bps

©2022 Adtalem Global Education Inc. All rights reserved.

1. From continuing operations excluding special items
Reconciliations to Non-GAAP Financial Measures can be found in the appendix

ADTALEM GLOBAL EDUCATION

Q2 2022 Chamberlain Performance

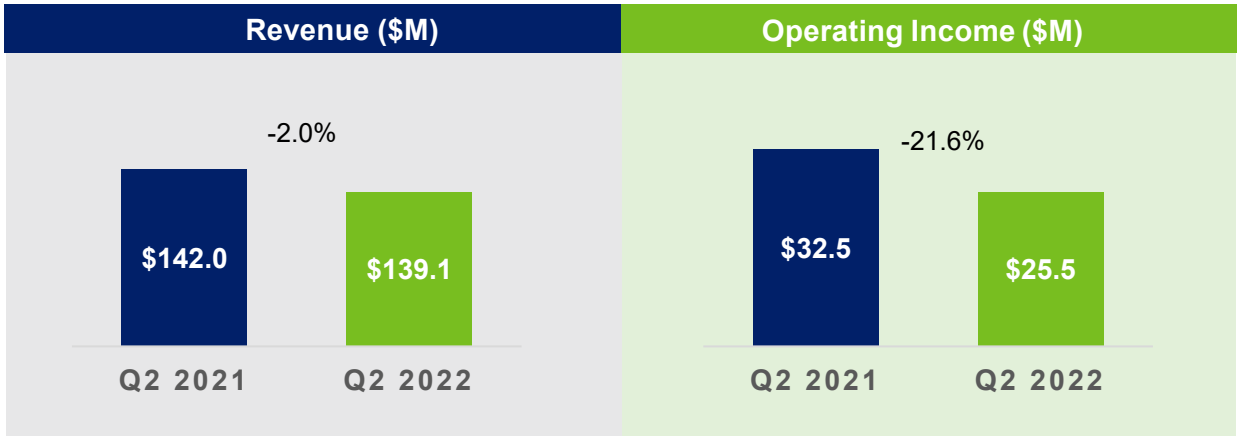

- Q2 2022 revenue decreased 2.0% to $139.1 million
- Operating income declined 21.6% to $25.5 million, due primarily to increased marketing expense and higher costs associated with a return to in-person campus instruction

©2022 Adtalem Global Education Inc. All rights reserved.

ADTALEM GLOBAL EDUCATION

Q2 2022 Walden Performance



- Revenue was $140.6 million this quarter
- Operating income[2] was $32.4 million

1) Walden was not owned by Adtalem Global Education in Q2 2021
2) Excluding special items

©2022 Adtalem Global Education Inc. All rights reserved.

ADTALEM GLOBAL EDUCATION

Q2 2022 Med & Vet Performance

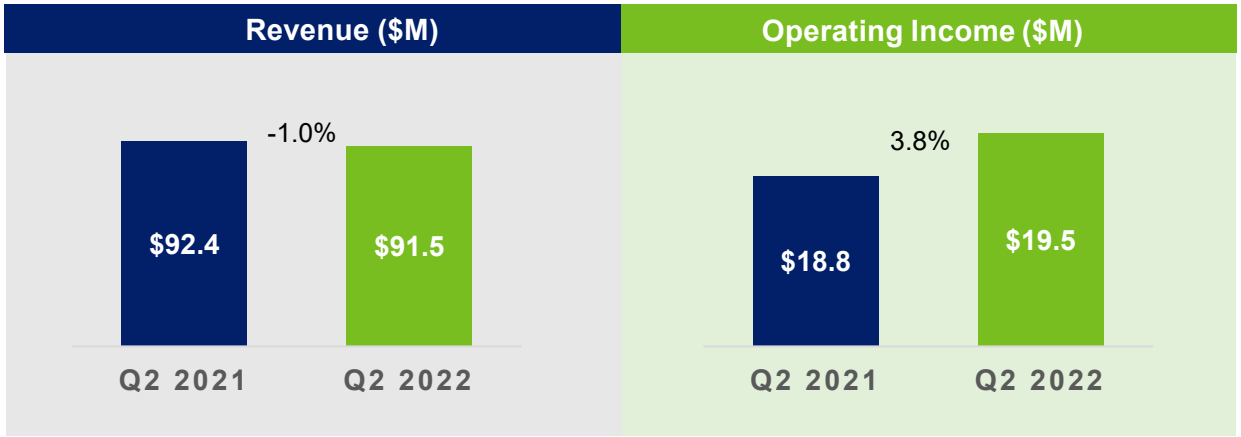

- Q2 2022 revenue decreased 1.0% to $91.5 million
- Operating income increased 3.8% to $19.5 million, primarily driven by lower expenses

©2022 Adtalem Global Education Inc. All rights reserved.

ADTALEM GLOBAL EDUCATION

Free Cash Flow

Three Months Ended ($M)		
	2Q 2022	2Q 2021
Operating Cash Flow	$(48.5)	$(15.6)
Capital Expenditures	$(8.1)	$(7.4)
Free Cash Flow	$(56.6)	$(23.0)

Twelve Months Ended ($M)		
2Q 2022	1Q 2022	4Q 2021
$91.8	$124.7	$168.8
$(34.9)	$(34.3)	$(39.9)
$56.9	$90.5	$128.9

Free cash flow is a non-GAAP financial measure defined as net cash provided by continuing operations less capital expenditures.
Figures may not sum due to rounding.

Reconciliations to Non-GAAP Financial Measures can be found in the appendix

©2022 Adtalem Global Education Inc. All rights reserved.

ADTALEM GLOBAL EDUCATION

Outlook

Revised previous guidance for FY 2022 revenue[1] and diluted EPS[1] growth based on:

- Pending sale of Financial Services segment therefore moving it to discontinued operations
- Impact of COVID-related headwinds associated with the Omicron variant that has further burdened healthcare professionals, which continues to negatively impact enrollments

REVENUE[1] ($ M)	ADJUSTED EARNINGS PER SHARE[1]
$1,350 - $1,390	$2.90 - $3.10

1) From continuing operations excluding purchasing accounting adjustments and special items

©2022 Adtalem Global Education Inc. All rights reserved.

ADTALEM GLOBAL EDUCATION

Appendix

ADTALEM
GLOBAL EDUCATION

Non-GAAP Financial Measures and Reconciliations

We believe that certain non-GAAP financial measures provide investors with useful supplemental information regarding the underlying business trends and performance of Adtalem's ongoing operations and are useful for period-over-period comparisons. We use these supplemental non-GAAP financial measures internally in our assessment of performance and budgeting process. However, these non-GAAP financial measures should not be considered as a substitute for, or superior to, measures of financial performance prepared in accordance with GAAP. The following are non-GAAP financial measures used in the subsequent GAAP to non-GAAP reconciliation tables:

Net income from continuing operations attributable to Adtalem excluding special items (most comparable GAAP measure: net income (loss) attributable to Adtalem) – Measure of Adtalem's net income (loss) attributable to Adtalem adjusted for deferred revenue adjustment, CEO transition costs, restructuring expense, business acquisition and integration expense, Walden intangible amortization expense, pre-acquisition interest expense, and loss from discontinued operations.

Earnings per share from continuing operations excluding special items (most comparable GAAP measure: earnings (loss) per share) – Measure of Adtalem's diluted earnings (loss) per share adjusted for deferred revenue adjustment, CEO transition costs, restructuring expense, business acquisition and integration expense, Walden intangible amortization expense, pre-acquisition interest expense, and loss from discontinued operations.

Operating income excluding special items (most comparable GAAP measure: operating income) – Measure of Adtalem's operating income adjusted for deferred revenue adjustment, CEO transition costs, restructuring expense, business acquisition and integration expense, and Walden intangible amortization expense. This measure is applied on a consolidated and segment basis, depending on the context of the discussion.

Free cash flow (most comparable GAAP measure: net cash (used in) provided by operating activities-continuing operations) – Defined as net cash (used in) provided by operating activities-continuing operations less capital expenditures.

A description of special items in our non-GAAP financial measures described above are as follows:

- Deferred revenue adjustment related to a revenue purchase accounting adjustment to record Walden's deferred revenue at fair value.
- CEO transition costs related to acceleration of stock-based compensation expense.
- Restructuring expense primarily related to plans to achieve synergies with the Walden acquisition and real estate consolidations at Adtalem's home office.
- Business acquisition and integration expense include expenses related to the Walden acquisition.
- Walden amortization expense on acquired intangible assets.
- Pre-acquisition interest expense related to financing arrangements in connection with the Walden acquisition.
- Loss from discontinued operations attributable to Adtalem includes the operations of ACAMS, Becker, OCL, and EduPristine, in addition to costs related to DeVry University.

©2022 Adtalem Global Education Inc. All rights reserved.

Enrollment

	2Q 2022	2Q 2021	% Change
Adtalem Global Education Student Enrollments			
New students[1]	7,915	9,046	-12.5%
Total students	80,255	85,509	-6.1%
Chamberlain University			
November Session			
New students[2]	2,916	2,931	-0.5%
Total students	33,648	34,387	-2.1%
Walden University[3]			
October - December Quarter			
New students	4,999	6,115	-18.3%
Total students	41,158	45,272	-9.1%
Medical & Veterinary			
New students[4]	n/a	n/a	n/a
Total students	5,449	5,850	-6.9%

1) Includes intakes from 2Q FY 2022 enrollment sessions at Adtalem's postsecondary institutions.
2) Post-licensure online programs only; Pre-licensure campus-based programs start in September, January and May.
3) Prior year Walden enrollment figures are as calculated by Walden while controlled by Laureate Education, Inc., and are included here for comparative purposes only.
4) Medical and Veterinary segment does not have an intake period during 2Q FY 2022.

©2022 Adtalem Global Education Inc. All rights reserved.

ADTALEM GLOBAL EDUCATION

Operating Income by Segment

Adtalem Global Education Inc.
Non-GAAP Operating Income by Segment
(unaudited)
(in thousands)

	Three Months Ended December 31,			Six Months Ended December 31,		
	2021	2020	Increase (Decrease)	2021	2020	Increase (Decrease)
Chamberlain:						
Operating income (GAAP)	$ 25,456	$ 32,482	(21.6)%	$ 46,311	$ 62,651	(26.1)%
Restructuring expense	335	—		335	—	
Operating income excluding special items (non-GAAP)	$ 25,791	$ 32,482	(20.6)%	$ 46,646	$ 62,651	(25.5)%
Walden:						
Operating loss (GAAP)	$ (2,443)	$ —	NM	$ (14,089)	$ —	NM
Deferred revenue adjustment	2,354	—		8,561	—	
Restructuring expense	1,791	—		1,791	—	
Walden intangible amortization expense	30,699	—		47,150	—	
Operating income excluding special items (non-GAAP)	$ 32,401	$ —	NM	$ 43,413	$ —	NM
Medical and Veterinary:						
Operating income (GAAP)	$ 19,518	$ 18,808	3.8 %	$ 35,183	$ 41,649	(15.5)%
Restructuring expense	188	—		188	—	
Operating income excluding special items (non-GAAP)	$ 19,706	$ 18,808	4.8 %	$ 35,371	$ 41,649	(15.1)%
Home Office and Other:						
Operating loss (GAAP)	$ (17,797)	$ (22,226)	19.9 %	$ (64,734)	$ (49,285)	(31.3)%
CEO transition costs	—	—		6,195	—	
Restructuring expense	1,073	1,166		4,167	4,082	
Business acquisition and integration expense	9,060	11,079		35,613	24,515	
Operating loss excluding special items (non-GAAP)	$ (7,664)	$ (9,981)	23.2 %	$ (18,759)	$ (20,688)	9.3 %
Adtalem Global Education:						
Operating income (GAAP)	$ 24,734	$ 29,064	(14.9)%	$ 2,671	$ 55,015	(95.1)%
Deferred revenue adjustment	2,354	—		8,561	—	
CEO transition costs	—	—		6,195	—	
Restructuring expense	3,387	1,166		6,481	4,082	
Business acquisition and integration expense	9,060	11,079		35,613	24,515	
Walden intangible amortization expense	30,699	—		47,150	—	
Operating income excluding special items (non-GAAP)	$ 70,234	$ 41,309	70.0 %	$ 106,671	$ 83,612	27.6 %

©2022 Adtalem Global Education Inc. All rights reserved.

ADTALEM GLOBAL EDUCATION

Non-GAAP Reconciliation Tables

Adtalem Global Education Inc.
Non-GAAP Earnings Disclosure
(unaudited)
(in thousands, except per share data)

	Three Months Ended December 31,		Six Months Ended December 31,	
	2021	2020	2021	2020
Net income (loss) attributable to Adtalem (GAAP)	$ 17,853	$ 23,315	$ (40,151)	$ 43,245
Deferred revenue adjustment	2,354	—	8,561	—
CEO transition costs	—	—	6,195	—
Restructuring expense	3,387	1,166	6,481	4,082
Business acquisition and integration expense	9,060	11,079	35,613	24,515
Walden intangible amortization expense	30,699	—	47,150	—
Pre-acquisition interest expense	—	45	31,634	45
Income tax impact on non-GAAP adjustments (1)	(46,742)	(4,006)	(42,102)	(7,607)
Loss from discontinued operations attributable to Adtalem	21,181	626	2,003	282
Net income from continuing operations excluding special items (non-GAAP)	$ 37,792	$ 32,225	$ 55,384	$ 64,562

(1) Represents the income tax impact of non-GAAP continuing operations adjustments that is recognized in our GAAP financial statements.

	Three Months Ended December 31,		Six Months Ended December 31,	
	2021	2020	2021	2020
Earnings (loss) per share, diluted (GAAP)	$ 0.36	$ 0.44	$ (0.81)	$ 0.82
Effect on diluted earnings per share:				
Deferred revenue adjustment	0.05	-	0.17	-
CEO transition costs	-	-	0.12	-
Restructuring expense	0.07	0.02	0.13	0.08
Business acquisition and integration expense	0.18	0.21	0.71	0.47
Walden intangible amortization expense	0.61	-	0.94	-
Pre-acquisition interest expense	-	0.00	0.63	0.00
Income tax impact on non-GAAP adjustments (1)	(0.93)	(0.08)	(0.84)	(0.14)
Loss from discontinued operations attributable to Adtalem	0.42	0.01	0.04	0.01
Earnings per share from continuing operations excluding special items, diluted (non-GAAP)	$ 0.75	$ 0.61	$ 1.10	$ 1.23
Diluted shares used in non-GAAP EPS calculation	50,237	52,441	50,166	52,622

Note: May not sum due to rounding.
(1) Represents the income tax impact of non-GAAP continuing operations adjustments that is recognized in our GAAP financial statements.

©2022 Adtalem Global Education Inc. All rights reserved.

ADTALEM GLOBAL EDUCATION

Non-GAAP Reconciliation Tables

Adtalem Global Education Inc.
Non-GAAP Free Cash Flow Disclosure
(unaudited)
(in thousands)

	Three Months Ended		Twelve Months Ended		
	FY22 Q2	FY21 Q2	FY22 Q2	FY22 Q1	FY21 Q4
Net cash (used in) provided by operating activities-continuing operations (GAAP)	$ (48,474)	$ (15,567)	$ 91,835	$ 124,742	$ 168,760
Capital expenditures	(8,081)	(7,388)	(34,949)	(34,256)	(39,881)
Free cash flow (non-GAAP)	$ (56,555)	$ (22,955)	$ 56,886	$ 90,486	$ 128,879

©2022 Adtalem Global Education Inc. All rights reserved.

ADTALEM GLOBAL EDUCATION

Non-GAAP Reconciliation Tables

Adtalem Global Education Inc.
Non-GAAP Outlook Disclosure
(unaudited)
(in millions, except per share data)

	Year Ended June 30, 2022
Expected (loss) earnings per share, diluted (GAAP)	$ (0.11) to 0.09
Expected effects on diluted earnings per share:	
Purchase accounting adjustment - deferred revenue	0.17
CEO transition costs	0.12
Restructuring expense	0.13
Business acquisition and integration costs	0.71
Estimated purchase accounting adjustment - intangible amortization	1.94
Pre-acquisition interest expense	0.63
Estimated incremental acquisition integration costs	0.26
Estimated income tax impact on non-GAAP adjustments(1)	(0.99)
Loss from discontinued operations	0.04
Expected adjusted earnings per share from continuing operations excluding special items, diluted (non-GAAP)(2)	$ 2.90 to 3.10
Diluted shares used in EPS calculation	50,166

(1) Represents the estimated income tax impact of non-GAAP continuing operations adjustments that is recognized in our GAAP financial statements.

(2) The outlook provided above does not reflect the potential impact of any business or asset acquisitions or dispositions that may occur during the remainder of fiscal year 2022, except for reflecting the Financial Services Segment in discontinued operations. The expected effects on diluted earnings per share ("EPS") of (1) the estimated purchase accounting adjustment – intangible amortization, and (2) the estimated incremental acquisition integration costs are estimates related to the Walden University acquisition. The effects on diluted EPS of purchase accounting adjustment - deferred revenue, CEO transition costs, restructuring expense, business acquisition and integration costs, pre-acquisition interest expense, and loss from discontinued operations include the results realized through December 31, 2021. We are not able to further estimate certain special items for the full fiscal year. Additional charges to these special items, or additional special items not currently identified, which may occur during the remainder of fiscal year 2022, would impact the GAAP expected EPS provided above.

	Year Ended June 30, 2022
Expected revenue (GAAP)	$ 1,341 to 1,381
Estimated incremental purchase accounting adjustment - deferred revenue	9
Expected revenue excluding special items (non-GAAP)(3)	$ 1,350 to 1,390

(3) The outlook provided above does not reflect the potential impact of any business or asset acquisitions or dispositions that may occur during the remainder of fiscal year 2022, except for reflecting the Financial Services segment in discontinued operations. The expected effects on revenue of the item listed above is an estimate related to the Walden University acquisition.

©2022 Adtalem Global Education Inc. All rights reserved.

ADTALEM GLOBAL EDUCATION