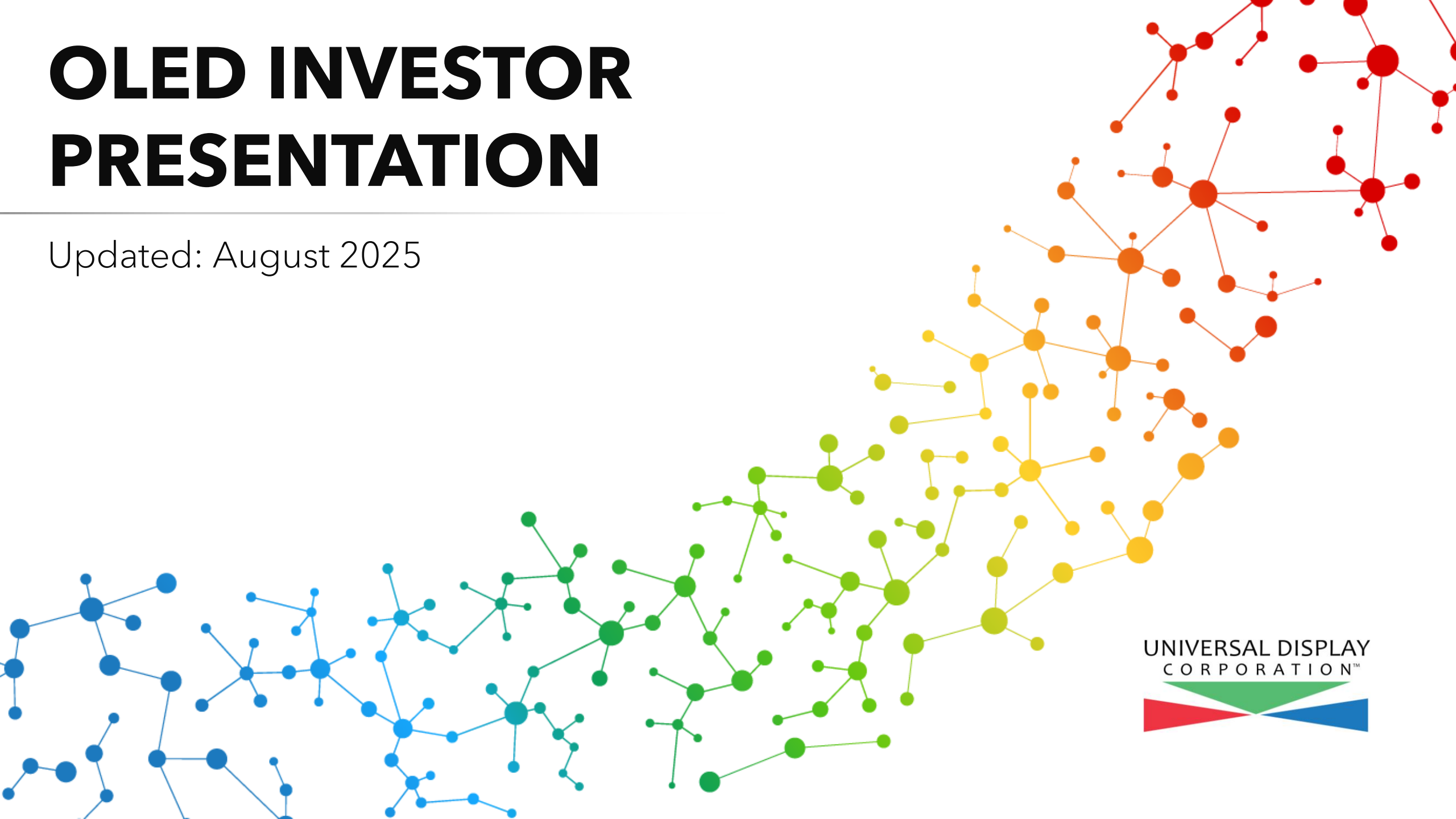


OLED INVESTOR PRESENTATION

Updated: August 2025



Forward-Looking Statements

All statements in this document that are not historical, such as those relating to the projected adoption, development and advancement of the Company's technologies, and the Company's expected results and future declaration of dividends, as well as the growth of the OLED market and the Company's opportunities in that market, are forward-looking financial statements within the meaning of the Private Securities Litigation Reform Act of 1995. You are cautioned not to place undue reliance on any forward-looking statements in this document, as they reflect Universal Display Corporation's current views with respect to future events and are subject to risks and uncertainties that could cause actual results to differ materially from those contemplated. These risks and uncertainties are discussed in greater detail in Universal Display Corporation's periodic reports on Form 10-K and Form 10-Q filed with the Securities and Exchange Commission, including, in particular, the section entitled "Risk Factors" in Universal Display Corporation's Annual Report on Form 10-K for the year ended December 31, 2024. Universal Display Corporation disclaims any obligation to update any forward-looking statement contained in this document.

Universal Display Corporation (UDC) Overview

Who We Are

UDC (Nasdaq: OLED) is a leader in the research, development & commercialization of OLED technologies and materials for use in display and solid-state lighting applications.

- Founded in 1994
- Subsidiaries and offices around the world
- Since inception, UDC's innovation strategy has centered on building a strong foundation of best-in-class OLED materials and technologies.



OLED Pioneer Enabling Industry Growth



Leading Global Supplier of Energy-Efficient PHOLED Materials



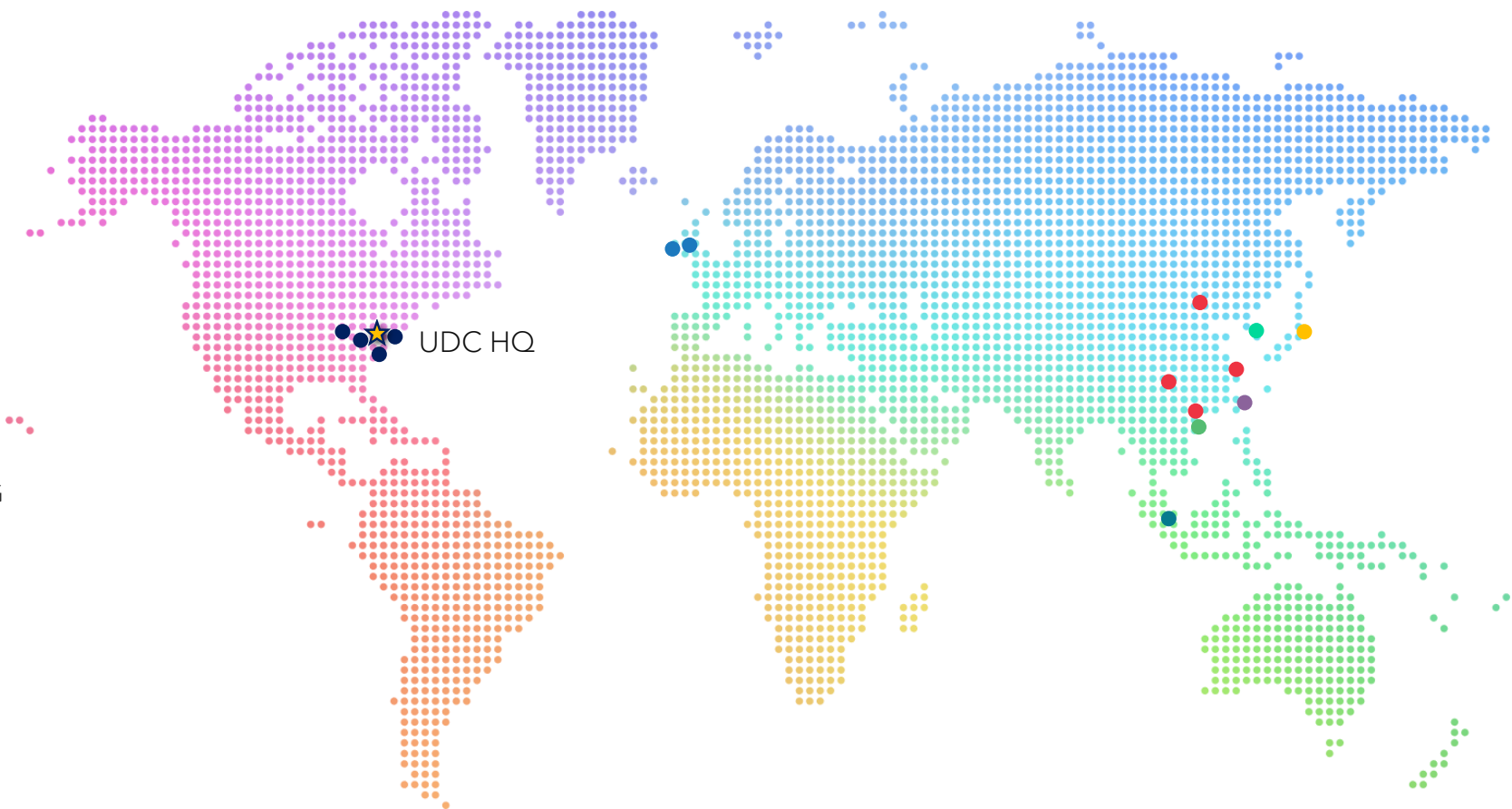
Innovator with Robust IP Portfolio of 6,500+ Patents Issued and Pending Worldwide*



Key Industry Partner Providing Support with 30-Years of OLED Expertise

UDC Global Footprint

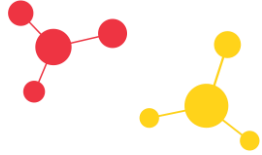
- United States**
 - UDC HQ (NJ)
 - Adesis, Inc. (DE)
 - UDC Ventures LLC (NY)
 - PPG (PA & OH)
- UDC China**
- UDC Hong Kong**
- UDC Ireland**
 - OLED Material Manufacturing Ltd (OM²) & PPG
- UDC Japan**
- UDC Korea**
- UDC Taiwan**
- Universal Vapor Jet Corporation (UVJC) Singapore**



More Than
465
Employees

Including
330
Scientists, engineers and technicians

UDC: Strong Corporate Citizen



UDC's Energy-Efficient Phosphorescent Materials

- 100% UniversalPHOLED® emitters save energy
- UDC's emitters do not use conflict minerals



Diverse & Inclusive Workplace

- Geographic: from over 25 countries
- Gender: 22% female and 78% male¹
- Cultural diversity



Diverse Board of Directors

- 45% female and 55% male²
- Named a 2024 Champion of Board Diversity by The Forum of Executive Women



Community Outreach

- Foster educational STEM initiatives
- Support community organizations
- Employee charity matching program



ISO Certifications

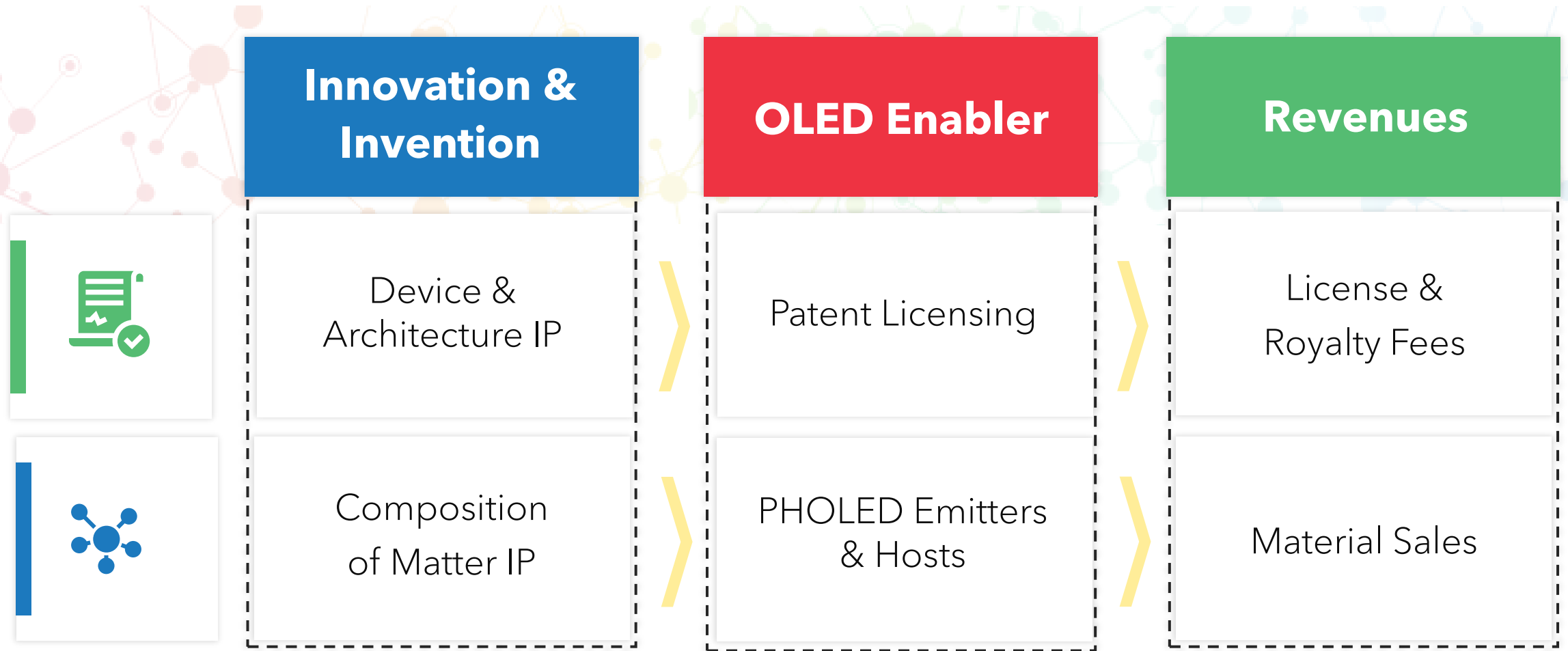
- ISO 9001:2015 (quality)
- ISO 14001:2015 (environment)
- ISO 45001:2018 (health/safety)



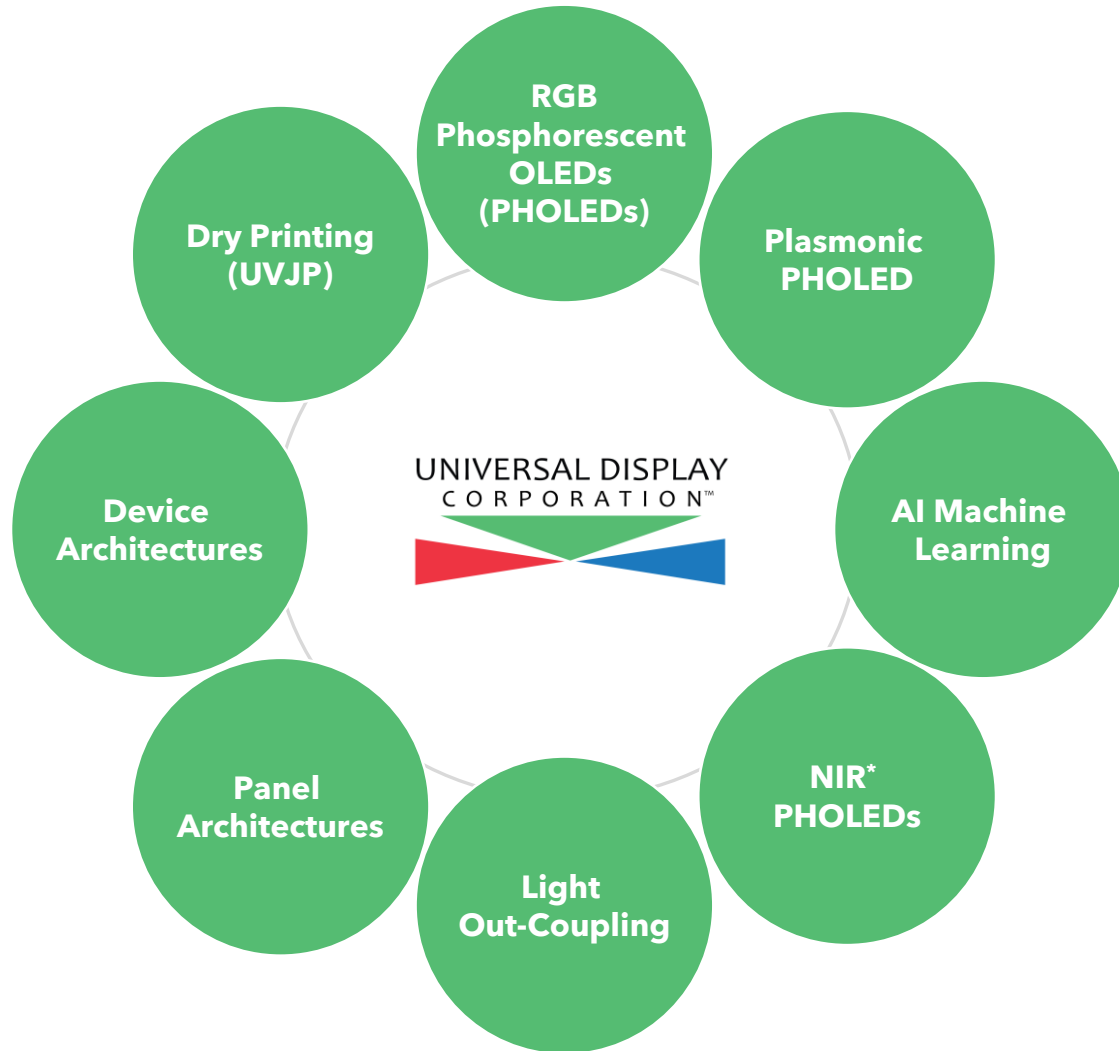
Recognitions

- Newsweek: America's Most Responsible Companies 2025
- Fast Company: Best Workplaces for Innovators, Science & Technology List

UDC's Business Model



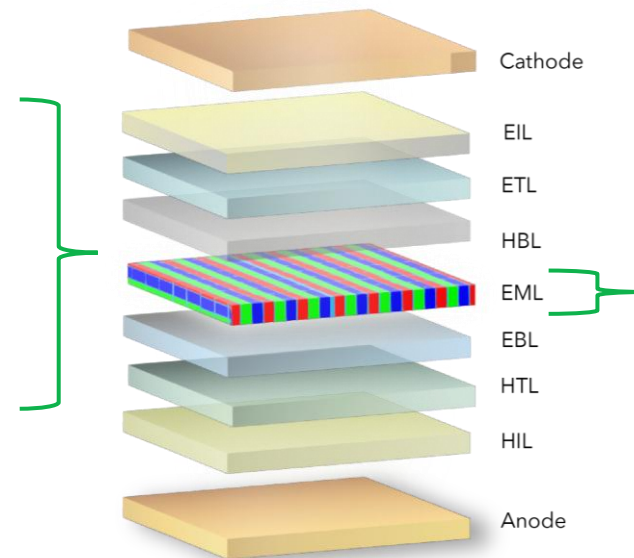

Strong, Broad & Deep Patent Portfolio



- We develop and license enabling technologies that are at the heart of consumer OLED products worldwide, from AR/VR, smartwatches, smartphones, IT (tablets, laptops, monitors), automotive and TVs to lighting products.
- We believe that our extensive portfolio of patents, trade secrets and know-how enable our leadership position in the OLED ecosystem.
- Our R&D innovations allow us to continuously bolster the depth and breadth of our global OLED intellectual property framework, which currently stands at more than 6,500 issued and pending patents worldwide (as of June 30, 2025).

What Is an OLED?

- An Organic Light Emitting Diode is a series of organic thin films between two conductors
- When electrical current is applied, bright light is emitted
- OLEDs can be used for displays and lighting
- OLEDs are not just thin and efficient - they can also be made **flexible** and **transparent**



UniversalPHOLED® Materials in Emissive Layer



UniversalPHOLED® = Energy Efficiency

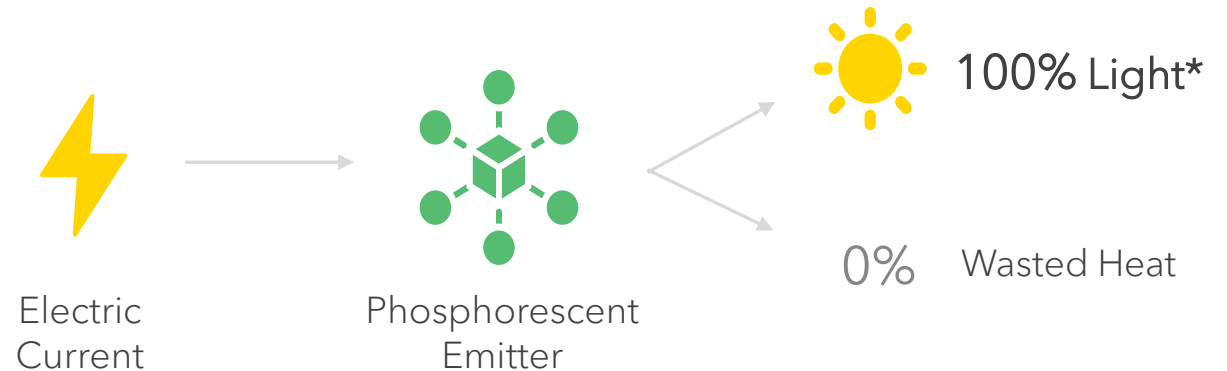
UDC's patented and award-winning phosphorescent OLED technology and materials are integral to enabling low power consumption in OLED displays and lighting.

Key Benefits of Phosphorescent Emitters

- Enable energy efficiency
- Reduce requirements for heat dissipation components
- Increase lifetime
- Lower product cost

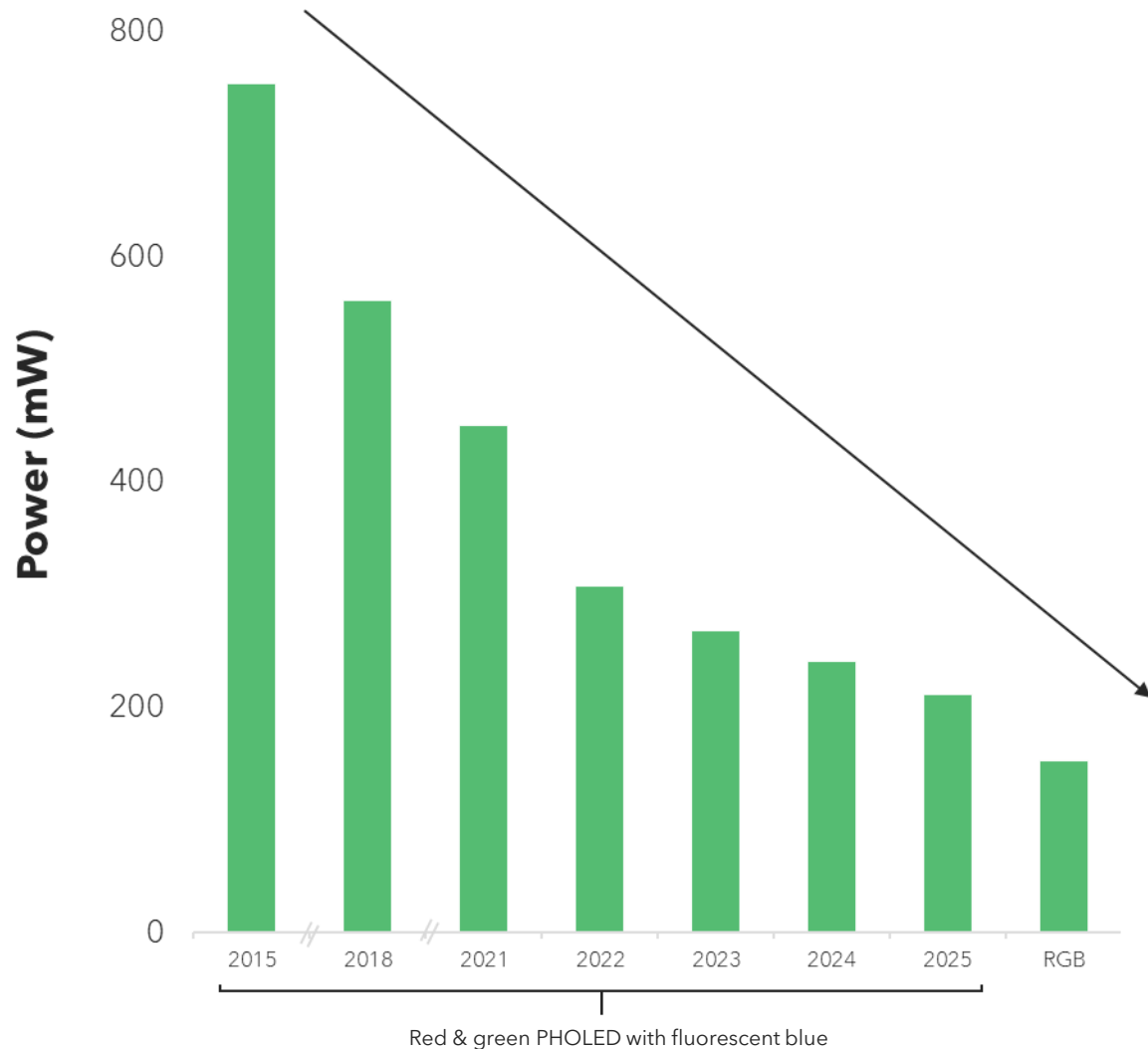
Phosphorescent OLED (PHOLED) Innovation

Energy Efficiency



*100% Internal Quantum Efficiency
Baldo et. al., Nature, 395, 151 (1998)

UniversalPHOLED® Energy Efficiency Innovation



Smartphone Display Power Consumption

Current performance (2025)

Red & green PHOLED w/ fluorescent blue



↓ ~72%

Energy consumption compared to 2015

Projected additional performance improvement

Full red, green & *blue* PHOLED vs. Prior devices containing fluorescent blue



↓ ~25%

Energy consumption compared to 2025

Based on a 5.0" OLED display operating at 600 cd/m² with video (50% pixels on). PHOLED data is based on UDC estimates. PHOLED=Phosphorescent

Phosphorescent OLED Carbon Savings



Calculated assumptions

There are at least 2 billion active OLED smartphones using UDC's PHOLED materials and technology in the world today and, assuming:



Average use is 4 hours per day




Average luminance at 600 nits with 50% pixels on



Power savings is 30% over LCD



Power savings



Power saving per display is 0.46W



Total savings per year is an estimated 1,343 GW-h per year

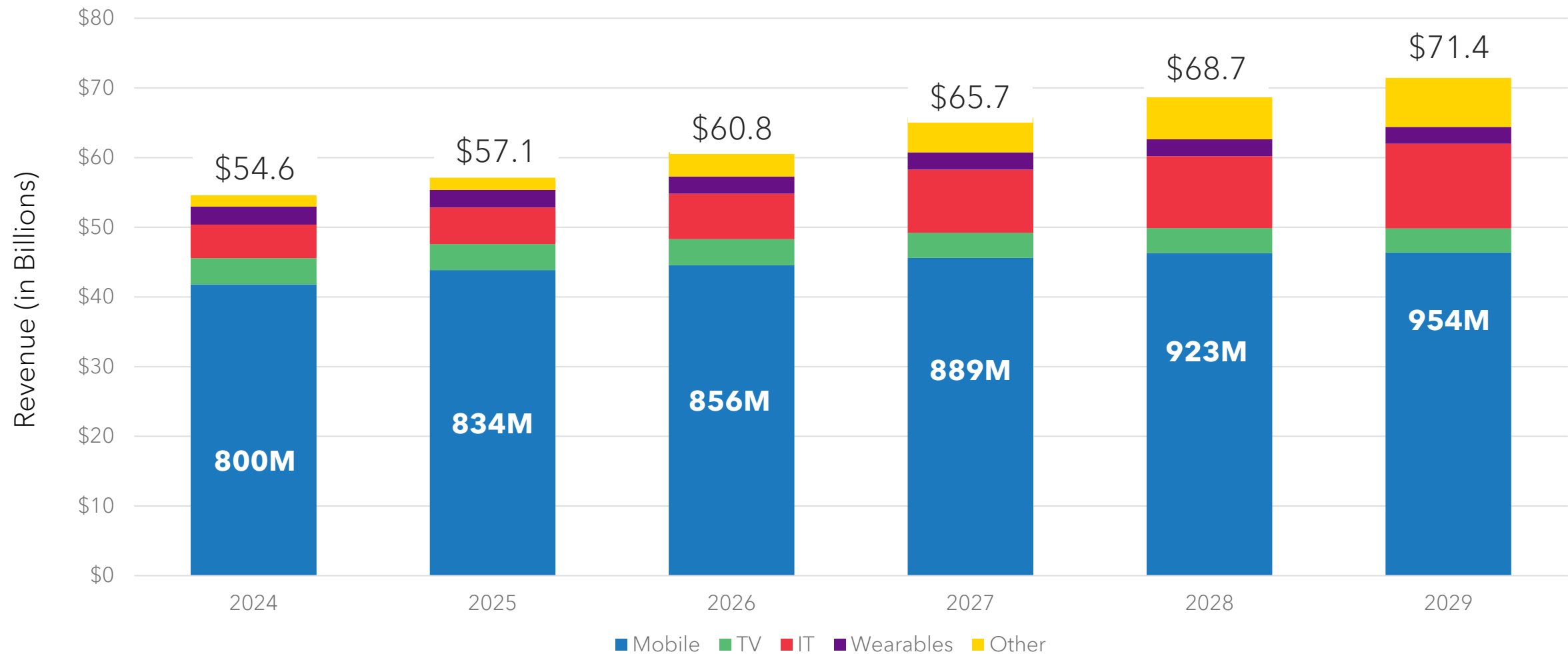


902,295 Metric tons of carbon dioxide (CO₂) equivalent avoided per year¹



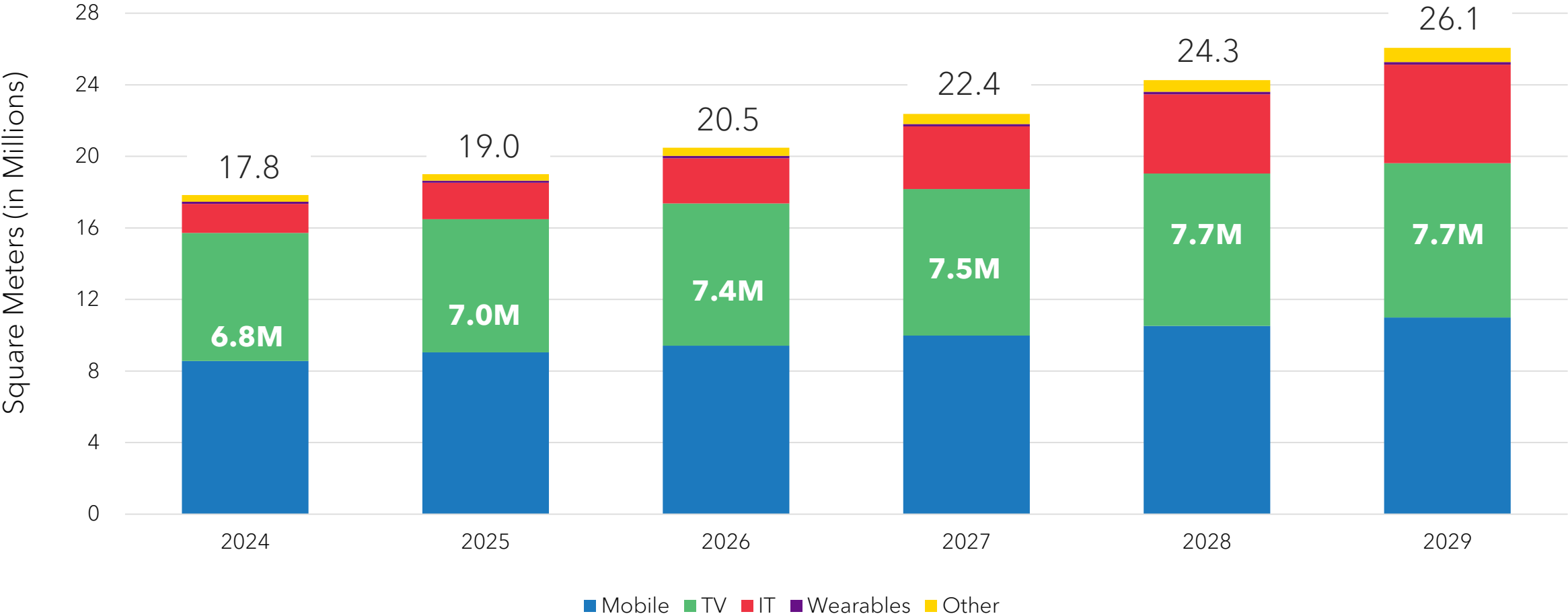
Equivalent to carbon sequestered by 14,919,533 tree seedlings grown for 10 years¹

OLED Display Market Potential



Unit numbers are for OLED smartphones only
Source: Omdia OLED Display Market Tracker - Q1 2025 (July 2025)

OLED Display Panel Demand



Unit numbers are for OLED TVs only
Source: Omdia OLED Display Market Tracker - Q1 2025 (July 2025)

Strong OLED Display Market Drivers

Lower Power Usage



- **RED** Phosphorescence reduces power consumption by 25%
- Add **GREEN**: 45% cumulative reduction
- Add **BLUE**: 75% cumulative reduction
- Enabled by PHOLEDs

Superior Aesthetics



- Improved image quality
- Thin and Light
- 180 degree viewing angle
- Near infinite contrast ratio (true black)
- Real-time video speeds (great for 3D)
- Self-emissive display
- Low UV output
- Minimal bezel
- Flexible

More Cost Effective



- Fewer manufacturing process steps
- Lower bill-of-materials
 - No backlight required
 - No color filter required
 - No liquid crystal required
 - Reduced driver IC costs
- Enables non-glass substrates

OLEDs Across the Consumer Electronics Landscape

AR/VR & Gaming



Wearables



Smartphones



Foldables & Slideables



IT



Tablets, laptops & monitors

Automotive



TVs



Strong OLED Lighting Market Drivers

Energy-efficient & environmentally friendly



- Low drive voltage
- Low operating temperatures, cool to touch
- Long lifetime
- Easy to control

Highly desirable color quality



- Wide range of CCT, high CRI possible
- Color tunable
- Instant "ON" , Dimmable without flicker
- No glare, no noise
- Low UV content

Form factor & low-cost potential



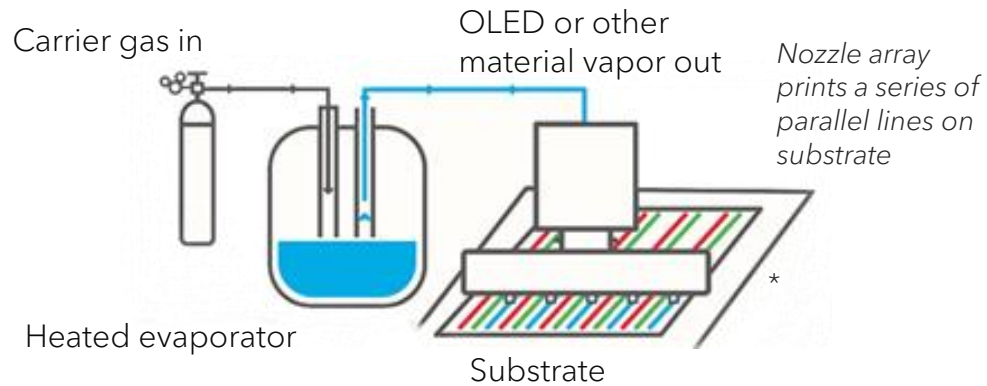
- Thin and lightweight
- Transparent
- Non-breakable, Conformable, Flexible, Foldable, Rollable
- Scaling advantage
- Roll-to-roll process

OLED Lighting Around the World



UVJP: A Novel Manufacturing Process Platform Technology

Organic Vapor Jet Printing



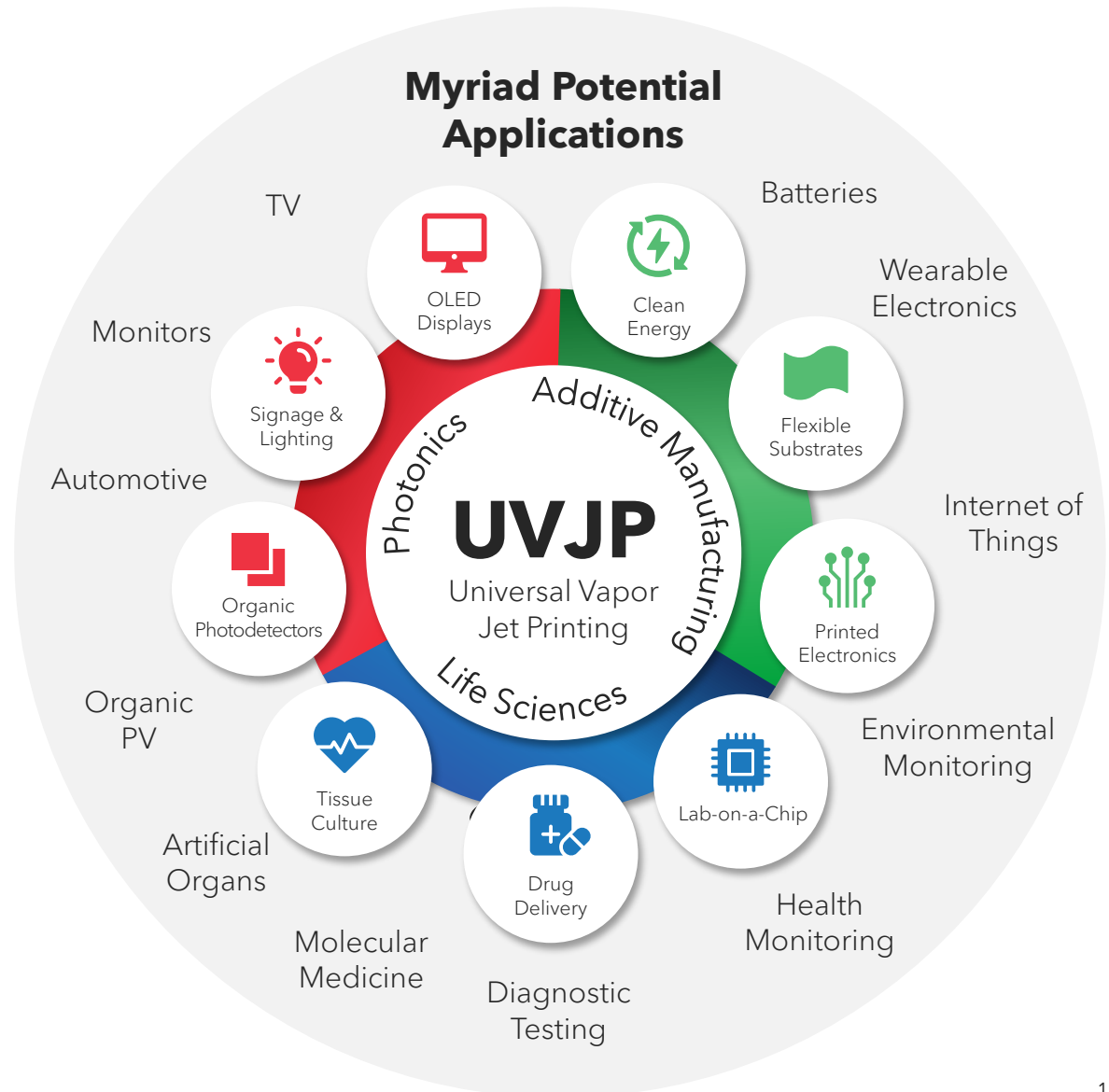
* Image depicts printing of blue after dry printing red and green using OVJP.

Supports 4K and 8K resolutions

Applies to thermally vaporizable organic molecules

Benefits:

- Cost-effective
- High throughput
- Dry printing
- Highly Scalable
- Digitally controlled patterning
- Precise thickness control
- Co-deposition and multilayer printing
- Multiple deposition layers in one chamber



Strategic Display & Lighting Partnerships

AUO

BOE

FhG Fraunhofer

INNOLUX

JDI
Japan Display Inc.

kaneka

KONICA MINOLTA

LG Display

Lumiotec

OLEDWorks

SAMSUNG
SAMSUNG DISPLAY



SEEYA TECHNOLOGY

SUMITOMO CHEMICAL

TCL CSOT

TIANMA

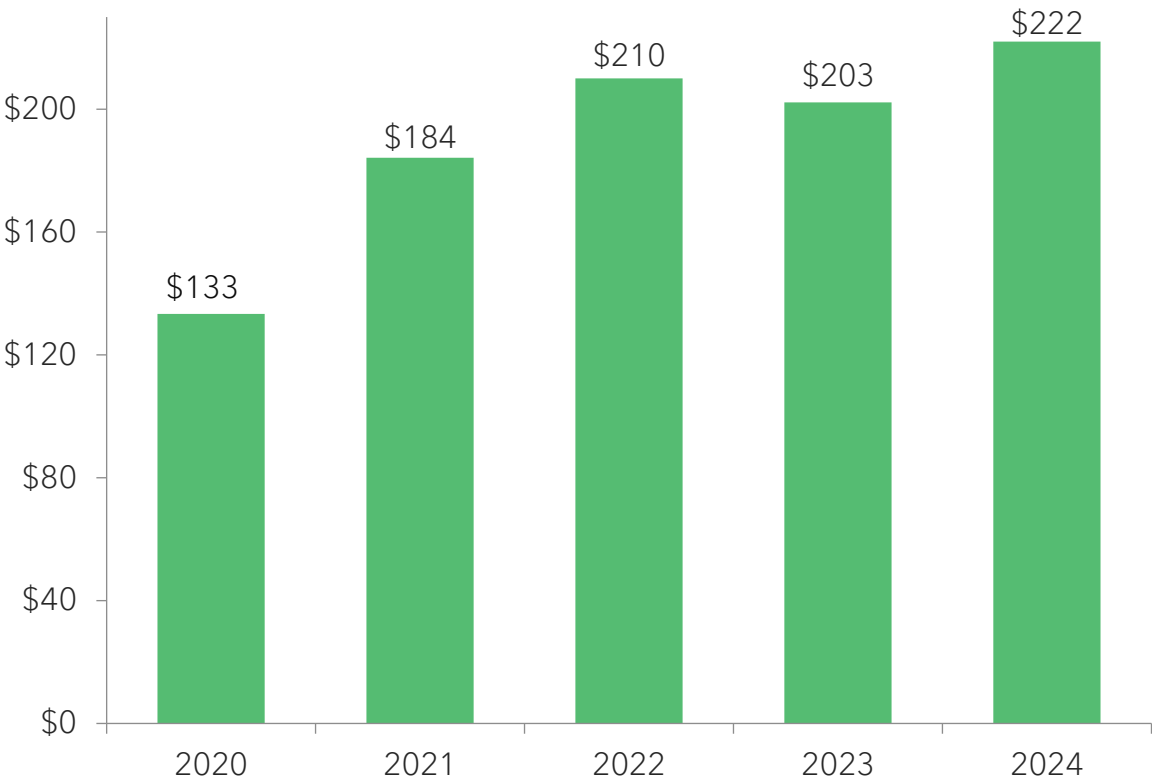
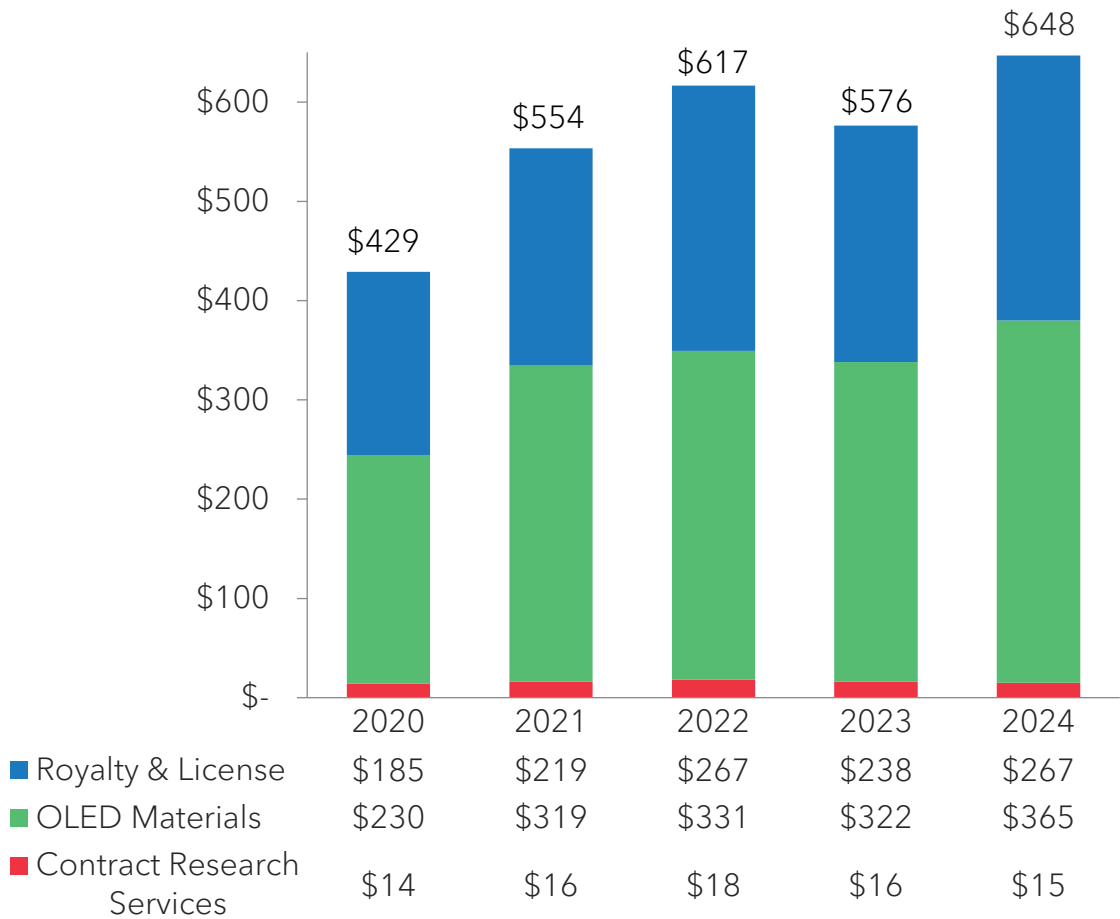
Visionox

Historical Financial Performance

Revenue

Income

(\$ in millions)



Robust Capital Structure

In thousands, except share data

	June 30, 2025
Cash, Cash Equivalents, Short-Term and Long-Term Investments*	\$931,956
Total Assets	\$1,931,698
Long-Term Debt	--
A/P and Accrued Liability	\$82,549
Deferred Revenue	\$38,229
Shareholders' Equity	\$1,714,612
Total Shares Outstanding	47,674,886

*Please refer to our recent 10-K filing for information regarding minority investments.

Company Summary

Lighting up the OLED Revolution

OLED Leader

- Inventing, Developing and Commercializing Proprietary Phosphorescent OLED Technologies & Materials to enable *Display* and *Lighting* Manufacturers
- Fabless Model; Partnering w/ PPG for 25 Years
- ~466 Employees (330 R&D, 156 PhDs); Largest Global PHOLED Team*

Strong Financials

- \$932M Cash, No Debt*
- \$19.55 in Cash/Share*
- High Margin Business
- Lean Operating Model

Comprehensive & Robust IP

- Largest Phosphorescent OLED (PHOLED) Technology & Materials Portfolio
- More than 6,500 Issued & Pending Patents Worldwide* and Growing

Blue-Chip Customer Base

- Displays: Samsung, LG Display, BOE, Tianma, TCL CSOT, Visionox, JDI
- Lighting: Kaneka, Konica Minolta, Lumiotec, OLEDWorks, Sumitomo Chemical
- Partnering with *more than* 25 companies

*As of June 30, 2025