

**UNITED STATES
SECURITIES AND EXCHANGE COMMISSION
WASHINGTON, D. C. 20549
FORM 10-K**

**Annual Report Pursuant to Section 13 or 15(d) of the Securities Exchange Act of 1934
For the Fiscal Year Ended December 31, 2023**

OR

**Transition Report Pursuant to Section 13 or 15(d) of the Securities Exchange Act of 1934
For the transition period from _____ to _____**

Commission File No. 1-6571



Merck & Co., Inc.

126 East Lincoln Avenue
Rahway New Jersey 07065
(908) 740-4000

New Jersey
(State or other jurisdiction of incorporation)

22-1918501
(I.R.S. Employer Identification No.)

Securities Registered pursuant to Section 12(b) of the Act:

<u>Title of Each Class</u>	<u>Trading Symbol(s)</u>	<u>Name of Each Exchange on which Registered</u>
Common Stock (\$0.50 par value)	MRK	New York Stock Exchange
0.500% Notes due 2024	MRK 24	New York Stock Exchange
1.875% Notes due 2026	MRK/26	New York Stock Exchange
2.500% Notes due 2034	MRK/34	New York Stock Exchange
1.375% Notes due 2036	MRK 36A	New York Stock Exchange

Indicate by check mark if the registrant is a well-known seasoned issuer, as defined in Rule 405 of the Securities Act. **Yes** **No**

Indicate by check mark if the registrant is not required to file reports pursuant to Section 13 or Section 15(d) of the Act. **Yes** **No**

Indicate by check mark whether the registrant (1) has filed all reports required to be filed by Section 13 or 15(d) of the Securities Exchange Act of 1934 during the preceding 12 months (or for such shorter period that the registrant was required to file such reports), and (2) has been subject to such filing requirements for the past 90 days. **Yes** **No**

Indicate by check mark whether the registrant has submitted electronically every Interactive Data File required to be submitted pursuant to Rule 405 of Regulation S-T (§ 232.405 of this chapter) during the preceding 12 months (or for such shorter period that the registrant was required to submit such files). **Yes** **No**

Indicate by check mark whether the registrant is a large accelerated filer, an accelerated filer, a non-accelerated filer, a smaller reporting company, or an emerging growth company. See the definitions of "large accelerated filer," "accelerated filer," "smaller reporting company," and "emerging growth company" in Rule 12b-2 of the Exchange Act.

Large accelerated filer	<input checked="" type="checkbox"/>	Accelerated filer	<input type="checkbox"/>
Non-accelerated filer	<input type="checkbox"/>	Smaller reporting company	<input type="checkbox"/>
		Emerging growth company	<input type="checkbox"/>

If an emerging growth company, indicate by check mark if the registrant has elected not to use the extended transition period for complying with any new or revised financial accounting standards provided pursuant to Section 13(a) of the Exchange Act.

Indicate by check mark whether the registrant has filed a report on and attestation to its management's assessment of the effectiveness of its internal control over financial reporting under Section 404(b) of the Sarbanes-Oxley Act (15 U.S.C. 7262(b)) by the registered public accounting firm that prepared or issued its audit report.

If securities are registered pursuant to Section 12(b) of the Act, indicate by check mark whether the financial statements of the registrant included in the filing reflect the correction of an error to previously issued financial statements.

Indicate by check mark whether any of those error corrections are restatements that required a recovery analysis of incentive-based compensation received by any of the registrant's executive officers during the relevant recovery period pursuant to §240.10D-1(b).

Indicate by check mark whether the registrant is a shell company (as defined in Rule 12b-2 of the Exchange Act). **Yes** **No**

Number of shares of Common Stock (\$0.50 par value) outstanding as of January 31, 2024: 2,532,643,872.

Aggregate market value of Common Stock (\$0.50 par value) held by non-affiliates on June 30, 2023 based on the closing price on June 30, 2023: \$292,929,000,000.

Documents Incorporated by Reference:

<u>Document</u>	<u>Part of Form 10-K</u>
Proxy Statement for the Annual Meeting of Shareholders to be held May 28, 2024, to be filed with the Securities and Exchange Commission within 120 days after the close of the fiscal year covered by this report	Part III

Table of Contents

	<u>Page</u>
Part I	
Item 1. Business	1
Item 1A. Risk Factors	25
Cautionary Factors that May Affect Future Results	38
Item 1B. Unresolved Staff Comments	39
Item 1C. Cybersecurity	39
Item 2. Properties	40
Item 3. Legal Proceedings	40
Item 4. Mine Safety Disclosures	40
Executive Officers of the Registrant	41
Part II	
Item 5. Market for Registrant's Common Equity, Related Stockholder Matters and Issuer Purchases of Equity Securities	42
Item 6. [Reserved]	43
Item 7. Management's Discussion and Analysis of Financial Condition and Results of Operations	44
Item 7A. Quantitative and Qualitative Disclosures About Market Risk	70
Item 8. Financial Statements and Supplementary Data	71
(a) Financial Statements	71
Notes to Consolidated Financial Statements	75
Report of Independent Registered Public Accounting Firm	127
Item 9. Changes in and Disagreements with Accountants on Accounting and Financial Disclosure	129
Item 9A. Controls and Procedures	129
Management's Report	129
Item 9B. Other Information	130
Item 9C. Disclosure Regarding Foreign Jurisdictions that Prevent Inspections	130
Part III	
Item 10. Directors, Executive Officers and Corporate Governance	131
Item 11. Executive Compensation	131
Item 12. Security Ownership of Certain Beneficial Owners and Management and Related Stockholder Matters	132
Item 13. Certain Relationships and Related Transactions, and Director Independence	132
Item 14. Principal Accountant Fees and Services	132
Part IV	
Item 15. Exhibits and Financial Statement Schedules	133
Item 16. Form 10-K Summary	137
Signatures	138

[This page intentionally left blank]

PART I

Item 1. Business.

Merck & Co., Inc. (Merck or the Company) is a global health care company that delivers innovative health solutions through its prescription medicines, including biologic therapies, vaccines and animal health products. The Company's operations are principally managed on a product basis and include two operating segments, Pharmaceutical and Animal Health, both of which are reportable segments.

The Pharmaceutical segment includes human health pharmaceutical and vaccine products. Human health pharmaceutical products consist of therapeutic and preventive agents, generally sold by prescription, for the treatment of human disorders. The Company sells these human health pharmaceutical products primarily to drug wholesalers and retailers, hospitals, government agencies and managed health care providers such as health maintenance organizations, pharmacy benefit managers and other institutions. Human health vaccine products consist of preventive pediatric, adolescent and adult vaccines. The Company sells these human health vaccines primarily to physicians, wholesalers, distributors and government entities.

The Animal Health segment discovers, develops, manufactures and markets a wide range of veterinary pharmaceutical and vaccine products, as well as health management solutions and services, for the prevention, treatment and control of disease in all major livestock and companion animal species. The Company also offers an extensive suite of digitally connected identification, traceability and monitoring products. The Company sells its products to veterinarians, distributors, animal producers, farmers and pet owners.

On June 2, 2021, Merck completed the spin-off (the Spin-Off) of products from its women's health, biosimilars and established brands businesses into a new, independent, publicly traded company named Organon & Co. (Organon) through a distribution of Organon's publicly traded stock to Company shareholders. The established brands included in the transaction consisted of dermatology, non-opioid pain management, respiratory, select cardiovascular products, as well as the rest of Merck's diversified brands franchise.

All product or service marks appearing in type form different from that of the surrounding text are trademarks or service marks owned, licensed to, promoted or distributed by Merck, its subsidiaries or affiliates, except as noted. All other trademarks or services marks are those of their respective owners.

Product Sales

Total Company sales, including sales of the Company's top pharmaceutical products, as well as sales of animal health products, were as follows:

<i>(\$ in millions)</i>	2023	2022	2021
Total Sales	\$ 60,115	\$ 59,283	\$ 48,704
Pharmaceutical	53,583	52,005	42,754
<i>Keytruda</i>	25,011	20,937	17,186
<i>Gardasil/Gardasil 9</i>	8,886	6,897	5,673
<i>Januvia/Janumet</i>	3,366	4,513	5,288
<i>ProQuad/M-M-R II/Varivax</i>	2,368	2,241	2,135
<i>Bridion</i>	1,842	1,685	1,532
<i>Lagevrio</i>	1,428	5,684	952
Alliance revenue - Lynparza ⁽¹⁾	1,199	1,116	989
Alliance revenue - Lenvima ⁽¹⁾	960	876	704
<i>RotaTeq</i>	769	783	807
<i>Vaxneuvance</i>	665	170	3
Animal Health	5,625	5,550	5,568
Livestock	3,337	3,300	3,295
Companion Animal	2,288	2,250	2,273
Other Revenues ⁽²⁾	907	1,728	382

⁽¹⁾ Alliance revenue represents Merck's share of profits, which are product sales net of cost of sales and commercialization costs.

⁽²⁾ Other revenues are primarily comprised of miscellaneous corporate revenues, including revenue hedging activities, as well as revenue from third-party manufacturing arrangements.

Pharmaceutical

The Pharmaceutical segment includes human health pharmaceutical and vaccine products. Human health pharmaceutical products consist of therapeutic and preventive agents, generally sold by prescription, for the treatment of human disorders. Human health vaccine products consist of preventive pediatric, adolescent and adult vaccines. Certain of the products within the Company's franchises are as follows:

Oncology

Keytruda is an anti-PD-1 (programmed death receptor-1) therapy that has been approved as monotherapy for the treatment of certain patients with cervical cancer, classical Hodgkin lymphoma, cutaneous squamous cell carcinoma, esophageal or gastroesophageal junction (GEJ) carcinoma, head and neck squamous cell carcinoma (HNSCC), hepatocellular carcinoma (HCC), melanoma, Merkel cell carcinoma, microsatellite instability-high (MSI-H) or mismatch repair deficient (dMMR) solid tumors (including MSI-H/dMMR colorectal cancer and endometrial carcinoma), non-small-cell lung cancer (NSCLC), primary mediastinal large B-cell lymphoma (PMBCL), tumor mutational burden-high (TMB-H) solid tumors, and urothelial cancer including non-muscle invasive bladder cancer. *Keytruda* is also approved as monotherapy for the adjuvant treatment of certain patients with melanoma, and for certain patients with renal cell carcinoma (RCC) post-surgery. *Keytruda* is approved for adjuvant treatment following resection and platinum-based chemotherapy for certain patients with NSCLC. Additionally, *Keytruda* is approved for patients with certain types of resectable NSCLC in combination with chemotherapy as neoadjuvant treatment, and then continued as a single agent as adjuvant treatment after surgery. *Keytruda* is also approved for patients with high-risk early stage triple-negative breast cancer (TNBC) in combination with chemotherapy as neoadjuvant treatment, and then continued as a single agent as adjuvant treatment after surgery. In addition, *Keytruda* is approved in combination with chemotherapy for the treatment of certain patients with advanced NSCLC, in combination with chemotherapy for certain types of advanced biliary tract cancer, in combination with chemotherapy with or without bevacizumab for advanced cervical cancer, in combination with chemotherapy for advanced esophageal cancer, in combination with trastuzumab and chemotherapy for certain patients with advanced human epidermal growth factor receptor 2 (HER2)-positive gastric or GEJ adenocarcinoma with PD-L1 (CPS ≥ 1) and in combination with chemotherapy for advanced HER2-negative gastric or GEJ adenocarcinoma, in combination with chemotherapy for HNSCC, in combination with chemotherapy for advanced TNBC, in combination with axitinib for advanced RCC, in combination with Lenvima (lenvatinib) for patients with advanced RCC or certain types of advanced endometrial carcinoma, and in combination with enfortumab vedotin for adult patients with locally advanced or metastatic urothelial cancer. *Welireg* (belzutifan) is a medication for the treatment of adult patients with certain von Hippel-Lindau disease-associated tumors and for the treatment of adult patients with advanced RCC following a PD-1 or programmed death-ligand 1 (PD-L1) inhibitor and a vascular endothelial growth factor tyrosine kinase inhibitor. In addition, the Company recognizes alliance revenue related to sales of Lynparza (olaparib), an oral poly (ADP-ribose) polymerase (PARP) inhibitor, for certain types of advanced or recurrent ovarian, early or metastatic breast, metastatic pancreatic, and metastatic castration-resistant prostate cancers; alliance revenue related to sales of Lenvima, an oral receptor tyrosine kinase inhibitor, for certain types of thyroid cancer, RCC, HCC, in combination with everolimus for certain patients with advanced RCC, and in combination with *Keytruda* for certain patients with advanced endometrial carcinoma or advanced RCC; and alliance revenue related to Reblozyl (luspatercept-aamt) for the treatment of certain types of anemia.

Vaccines

Gardasil (Human Papillomavirus Quadrivalent [Types 6, 11, 16 and 18] Vaccine, Recombinant)/*Gardasil 9* (Human Papillomavirus 9-valent Vaccine, Recombinant), vaccines to help prevent certain cancers and diseases caused by certain types of human papillomavirus (HPV); *ProQuad* (Measles, Mumps, Rubella and Varicella Virus Vaccine Live), a pediatric combination vaccine to help protect against measles, mumps, rubella and varicella; *M-M-R II* (Measles, Mumps and Rubella Virus Vaccine Live), a vaccine to help prevent measles, mumps and rubella; *Varivax* (Varicella Virus Vaccine Live), a vaccine to help prevent chickenpox (varicella); *RotaTeq* (Rotavirus Vaccine, Live Oral, Pentavalent), a vaccine to help protect against rotavirus gastroenteritis in infants and children; *Vaxneuvance* (Pneumococcal 15-valent Conjugate Vaccine), a vaccine to help prevent invasive pneumococcal disease in individuals 6 weeks of age and older; *Pneumovax 23* (pneumococcal vaccine polyvalent), a vaccine to help prevent pneumococcal disease; and *Vaqta* (hepatitis A vaccine, inactivated) indicated for the prevention of disease caused by hepatitis A virus in persons 12 months of age and older.

Hospital Acute Care

Bridion (sugammadex), a medication for the reversal of two types of neuromuscular blocking agents used during surgery; *Prevymis* (letermovir) for the prophylaxis of cytomegalovirus (CMV) infection and disease, or of CMV disease, in certain high risk adult recipients of an allogeneic hematopoietic stem cell transplant or of a kidney transplant, respectively; *Dificid* (fidaxomicin) for the treatment of *C. difficile*-associated diarrhea; *Zerbaxa* (ceftolozane and tazobactam) for injection, a combination antibacterial and beta-lactamase inhibitor for the treatment of certain

bacterial infections; *Noxafil* (posaconazole), an antifungal agent for the prevention of certain invasive fungal infections; and *Primaxin* (imipenem and cilastatin) for injection, an antibiotic for the treatment of certain bacterial infections.

Cardiovascular

Adempas (riociguat), a cardiovascular drug for the treatment of chronic thromboembolic pulmonary hypertension or pulmonary arterial hypertension in certain patients; *Verquvo* (vericiguat), a medicine to reduce the risk of cardiovascular death and heart failure hospitalization following a hospitalization for heart failure or need for outpatient intravenous diuretics in certain adults with symptomatic chronic heart failure and reduced ejection fraction.

Virology

Lagevrio, an investigational oral antiviral COVID-19 medicine available in the U.S. under Emergency Use Authorization (EUA); *Isentress/Isentress HD* (raltegravir), an HIV integrase inhibitor for use in combination with other antiretroviral agents for the treatment of HIV-1 infection.

Neuroscience

Belsomra (suvorexant), an orexin receptor antagonist, indicated for the treatment of insomnia, characterized by difficulties with sleep onset and/or sleep maintenance.

Immunology

Simponi (golimumab), a once-monthly subcutaneous treatment for certain inflammatory diseases; and *Remicade* (infliximab), a treatment for inflammatory diseases, both of which the Company markets in Europe, Russia and Türkiye.

Diabetes

Januvia (sitagliptin) and *Janumet* (sitagliptin/metformin HCl) for the treatment of type 2 diabetes.

Animal Health

The Animal Health segment discovers, develops, manufactures and markets a wide range of veterinary pharmaceuticals, vaccines and health management solutions and services, as well as an extensive suite of digitally connected identification, traceability and monitoring products. Principal products in this segment include:

Livestock Products

Nufflor (Florfenicol) antibiotic range for use in cattle and swine; *Bovilis/Vista* vaccine lines for infectious diseases in cattle; *Banamine* (Flunixin meglumine) bovine and swine anti-inflammatory; *Estrumate* (cloprostenol sodium) for the treatment of fertility disorders in cattle; *Matrix* (altrenogest) fertility management for swine; *Resflor* (florfenicol and flunixin meglumine), a combination broad-spectrum antibiotic and non-steroidal anti-inflammatory drug for bovine respiratory disease; *Zuprevo* (Tildipirosin) for bovine respiratory disease; *Revalor* (trenbolone acetate and estradiol) to improve production efficiencies in beef cattle; *Safe-Guard* (fenbendazole) de-wormer for cattle; *M+Pac* (*Mycoplasma Hyopneumoniae* Bacterin) swine pneumonia vaccine; *Porcilis* (*Lawsonia intracellularis* bacterin) and *Circumvent* (Porcine Circovirus Vaccine, Type 2, Killed Baculovirus Vector) vaccine lines for infectious diseases in swine; *Nobilis/Innovax* (Live Marek's Disease Vector), vaccine lines for poultry; *Paracox* and *Coccivac* coccidiosis vaccines; *Exzolt*, a systemic treatment for poultry red mite infestations; *Slice* (Emamectin benzoate) parasiticide for sea lice in salmon; *Aquavac* (Avirulent Live Culture)/*Norvax* vaccines against bacterial and viral disease in fish; *Aquaflor* (Florfenicol) antibiotic for farm-raised fish; *Flexolt* (fluralaner) against lice in sheep; and *Allflex Livestock Intelligence* solutions for animal identification, monitoring and traceability.

Companion Animal Products

Bravecto, a line of oral and topical parasitic control products, including the original *Bravecto* (fluralaner) products for dogs and cats that last up to 12 weeks; *Bravecto* (fluralaner) *One-Month*, a monthly product for dogs, and *Bravecto Plus* (fluralaner/moxidectin), a two-month product for cats; *Sentinel*, a line of oral parasitic products for dogs including *Sentinel Spectrum* (milbemycin oxime, lufenuron, and praziquantel) and *Sentinel Flavor Tabs* (milbemycin oxime, lufenuron); *Optimmune* (cyclosporine), an ophthalmic ointment; *Nobivac* vaccine lines for flexible dog and cat vaccination; *GilvetMab*, an immune checkpoint inhibitor monoclonal antibody conditionally licensed for melanoma and mastocytoma tumors; *Otomax* (Gentamicin sulfate, USP; Betamethasone valerate USP; and Clotrimazole USP ointment)/*Mometamax* (Gentamicin sulfate, USP, Mometasone Furoate Monohydrate and Clotrimazole, USP, Otic Suspension)/*Mometamax Ultra* (gentamicin sulfate, mometasone furoate monohydrate and posaconazole suspension)/*Posatex* (Orbifloxacin, Mometasone Furoate Monohydrate and Posaconazole, Suspension) ear ointments for acute and chronic otitis; *Caninsulin/Vetsulin* (porcine insulin zinc suspension) diabetes mellitus treatment for dogs and cats; *Panacur* (fenbendazole)/*Safeguard* (fenbendazole) broad-spectrum anthelmintic (de-wormer) for use in many animals; *Regumate* (altrenogest) fertility management for horses; *Prestige* vaccine line

for horses; *Scalibor* (Deltamethrin)/*Exspot* for protecting against bites from fleas, ticks, mosquitoes and sandflies; and *Sure Petcare* products for companion animal identification and well-being, including the microchip and pet recovery system *Home Again*.

For a further discussion of sales of the Company's products, see Item 7. "Management's Discussion and Analysis of Financial Condition and Results of Operations" below.

Product Approvals

Set forth below is a summary of significant product approvals received by the Company in 2023 and, to date, in 2024.

Product	Date	Approval
Keytruda	January 2023	U.S. Food and Drug Administration (FDA) approval as a single agent for adjuvant treatment following surgical resection and platinum-based chemotherapy for adult patients with stage IB (T2a \geq 4 cm), II, or IIIA NSCLC, based on the KEYNOTE-091 trial.
	March 2023	FDA full approval for the treatment of adult and pediatric patients with unresectable or metastatic MSI-H or dMMR solid tumors that have progressed following prior treatment and who have no satisfactory alternative treatment options. The conversion from an accelerated to a full (regular) approval is based on the KEYNOTE-158, KEYNOTE-164 and KEYNOTE-051 trials.
	April 2023	FDA accelerated approval in combination with Padcev (enfortumab vedotin-ejfv) for the treatment of adult patients with locally advanced or metastatic urothelial carcinoma who are not eligible for cisplatin-containing chemotherapy, based on the KEYNOTE-869 trial dose escalation cohort, Cohort A and Cohort K, which was conducted in collaboration with Seagen (now Pfizer Inc. (Pfizer)) and Astellas.
	June 2023	Japan's Ministry of Health, Labor and Welfare (MHLW) approval for the treatment of patients with relapsed or refractory PMBCL, based on the KEYNOTE-170 and the KEYNOTE-A33 trials.
	August 2023	European Commission (EC) approval in combination with trastuzumab, fluoropyrimidine- and platinum-containing chemotherapy, for the first-line treatment of locally advanced unresectable or metastatic HER2-positive gastric or GEJ adenocarcinoma in adults whose tumors express PD-L1, based on the KEYNOTE-811 trial.
	September 2023	China's National Medical Products Administration (NMPA) approval as monotherapy for the treatment of adult patients with advanced unresectable or metastatic MSI-H or dMMR solid tumors, including patients with colorectal cancer that have progressed following treatment with fluoropyrimidine, oxaliplatin or irinotecan, or those with other solid tumors that have progressed following prior therapy and who have no satisfactory alternative treatment options, based on the KEYNOTE-158 and KEYNOTE-164 trials.
	October 2023	EC approval as a monotherapy for the adjuvant treatment of adults with NSCLC who are at high risk of recurrence following complete resection and platinum-based chemotherapy, based on the KEYNOTE-091 trial.
	October 2023	FDA approval for the treatment of patients with resectable (tumors \geq 4cm or node positive) NSCLC in combination with platinum-containing chemotherapy as neoadjuvant treatment, and then continued as a single agent as adjuvant treatment after surgery, based on the KEYNOTE-671 trial.
	October 2023	FDA full approval for the treatment of adult and pediatric patients with recurrent locally advanced or metastatic Merkel cell carcinoma. The conversion from an accelerated to a full (regular) approval is based on the KEYNOTE-913 and KEYNOTE-017 trials.
	October 2023	FDA approval in combination with gemcitabine and cisplatin for the treatment of patients with locally advanced unresectable or metastatic biliary tract cancer, based on the KEYNOTE-966 trial.

<i>Keytruda</i>	November 2023	FDA approval in combination with fluoropyrimidine- and platinum-containing chemotherapy, for the first-line treatment of adults with locally advanced unresectable or metastatic HER2-negative gastric or GEJ adenocarcinoma, based on the KEYNOTE-859 trial.
	December 2023	FDA full approval in combination with Padcev (enfortumab vedotin-ejfv), an antibody-drug conjugate, for the treatment of adult patients with locally advanced or metastatic urothelial cancer. The conversion from an accelerated to a full (regular) approval is based on the KEYNOTE-A39 trial that was conducted in collaboration with Seagen (now Pfizer) and Astellas.
	December 2023	EC approval in combination with fluoropyrimidine- and platinum-containing chemotherapy, for the first-line treatment of locally advanced unresectable or metastatic HER2-negative gastric or GEJ adenocarcinoma in adults whose tumors express PD-L1, based on the KEYNOTE-859 trial.
	December 2023	EC approval in combination with gemcitabine and cisplatin for the first-line treatment of locally advanced unresectable or metastatic biliary tract carcinoma in adults, based on the KEYNOTE-966 trial.
	December 2023	China's NMPA approval in combination with fluoropyrimidine- and platinum-containing chemotherapy for the first-line treatment of patients with locally advanced unresectable or metastatic HER2-negative gastric or GEJ adenocarcinoma, based on the KEYNOTE-859 trial.
	January 2024	FDA approval in combination with chemoradiotherapy for the treatment of patients with FIGO (International Federation of Gynecology and Obstetrics) stage III-IVA cervical cancer, based on the KEYNOTE-A18 trial.
	January 2024	FDA full approval for the treatment of patients with HCC secondary to hepatitis B who have received prior systemic therapy other than a PD-1/PD-L1 containing regimen. The conversion from an accelerated to full (regular) approval is based on the KEYNOTE-394 trial.
	February 2024	China's NMPA approval in combination with gemcitabine and cisplatin for the first-line treatment of patients with locally advanced or metastatic biliary tract carcinoma, based on the KEYNOTE-966 trial.
<i>Lynparza⁽¹⁾</i>	May 2023	FDA approval in combination with abiraterone and prednisone or prednisolone for the treatment of adult patients with deleterious or suspected deleterious <i>BRCA-mutated (BRCAm)</i> metastatic castration-resistant prostate cancer (mCRPC), based on the PROpel trial.
	August 2023	Japan's MHLW approval in combination with abiraterone and prednisolone for treatment of adult patients with <i>BRCAm</i> mCRPC with distant metastasis, based on the PROpel trial.
<i>Prevymis</i>	June 2023	FDA approval for CMV prophylaxis in Donor CMV-seropositive/Recipient CMV-seronegative adult kidney transplant recipients, based on the P002 trial.
	November 2023	EC approval for CMV prophylaxis Donor CMV-seropositive/Recipient CMV-seronegative adult kidney transplant recipients, based on the P002 trial.
<i>Ervebo</i>	August 2023	FDA approval of an expanded indication for the prevention of disease caused by <i>Zaire ebolavirus</i> in individuals 12 months of age and older. The vaccine was previously approved for use in individuals 18 years of age and older.
	September 2023	EC approval of an expanded indication for active immunization of individuals one year of age or older to protect against Ebola Virus Disease caused by <i>Zaire ebolavirus</i> . The vaccine was previously approved for use in the EU for individuals 18 years of age or older.
<i>Welireg</i>	December 2023	FDA approval for the treatment of adult patients with advanced RCC following both a PD-1 or PD-L1 inhibitor and a vascular endothelial growth factor tyrosine kinase inhibitor, based on the LITESPARK-005 trial.
<i>Bravecto</i>	January 2024	EC approval of injectable formulation for dogs for the persistent killing of fleas and ticks for 12 months after treatment.

⁽¹⁾ Being jointly developed and commercialized in a worldwide collaboration with AstraZeneca.

Competition and the Health Care Environment

Competition

The markets in which the Company conducts its business and the pharmaceutical industry in general are highly competitive and highly regulated. The Company's competitors include other worldwide research-based pharmaceutical companies, smaller research companies with more limited therapeutic focus, generic drug manufacturers, and animal health care companies. The Company's operations may be adversely affected by generic and biosimilar competition as the Company's products mature, as well as technological advances of competitors, industry consolidation, patents granted to competitors, competitive combination products, new products of competitors, the generic availability of competitors' branded products, and new information from clinical trials of marketed products or post-marketing surveillance. In addition, patent rights are increasingly being challenged by competitors, and the outcome can be highly uncertain. An adverse result in a patent dispute can preclude commercialization of products or negatively affect sales of existing products and could result in the payment of royalties or in the recognition of an impairment charge with respect to intangible assets associated with certain products.

Pharmaceutical competition involves a rigorous search for technological innovations and the ability to market these innovations effectively. With its long-standing emphasis on research and development, the Company is well-positioned to compete in the search for technological innovations. The Company is active in acquiring and marketing products through external alliances, such as licensing arrangements and collaborations and has been refining its sales and marketing efforts to address changing industry conditions. However, the introduction of new products and processes by competitors may result in price reductions and product displacements, even for products protected by patents. For example, the number of compounds available to treat a particular disease typically increases over time and can result in slowed sales growth or reduced sales of the Company's products in that therapeutic category.

The highly competitive animal health business is affected by several factors including regulatory and legislative issues, scientific and technological advances, product innovation, the quality and price of the Company's products as well as competitors' products, effective promotional efforts and the frequent introduction of generic products by competitors.

Health Care Environment and Government Regulation

Global efforts toward health care cost containment continue to exert pressure on product pricing and market access. Changes to the U.S. health care system as part of health care reform enacted in prior years, as well as increased purchasing power of entities that negotiate on behalf of Medicare, Medicaid, and private sector beneficiaries, have contributed to pricing pressure. In several international markets, government-mandated pricing actions have reduced prices of generic and patented drugs. In addition, the Company's sales performance in 2023 was negatively affected by other cost-reduction measures taken by governments and other third parties to lower health care costs. In the U.S., the Biden Administration and Congress continue to discuss legislation designed to control health care costs, including the cost of drugs. The Company anticipates all of these actions and additional actions in the future will continue to negatively affect sales and profits.

United States

The Company faces increasing pricing pressure from managed care organizations, government agencies and programs that could negatively affect the Company's sales and profit margins, including, through (i) practices of managed care organizations, federal and state exchanges, and institutional and governmental purchasers, and (ii) federal laws and regulations related to Medicare and Medicaid, including the Medicare Prescription Drug, Improvement, and Modernization Act of 2003, the Patient Protection and Affordable Care Act of 2010 (ACA), the American Rescue Plan Act of 2021 (American Rescue Plan Act), and the Inflation Reduction Act of 2022 (IRA).

In the U.S., federal and state governments for many years have pursued methods to reduce the cost of drugs and vaccines for which they pay. For example, federal and state laws require the Company to pay specified rebates for medicines reimbursed by Medicaid and to provide discounts for medicines purchased by certain state and federal entities such as the Department of Defense, Veterans Affairs, Public Health Service entities and hospitals serving a disproportionate share of low income or uninsured patients.

Additionally in the U.S., consolidation and integration among health care providers is a major factor in the competitive marketplace for pharmaceutical products. Health plans and pharmacy benefit managers (PBMs) have been consolidating into fewer, larger entities, thus enhancing their purchasing strength and importance. Private third-party insurers, as well as governments, employ formularies to control costs by negotiating discounted prices in exchange for formulary inclusion. Failure to obtain timely or adequate pricing or formulary placement for Merck's products or obtaining such placement at unfavorable pricing could adversely affect revenue. In addition to formulary

tier co-pay differentials, private health insurance companies and self-insured employers have been increasing the cost-sharing required from beneficiaries, particularly for branded pharmaceuticals and biotechnology products. Private health insurance companies also are increasingly imposing utilization management tools, such as clinical protocols, requiring prior authorization for a branded product or requiring the patient to first fail on one or more generic products before permitting access to a branded medicine. These same management tools are also used in treatment areas in which the payor has taken the position that multiple branded products are therapeutically comparable. As the U.S. payor market concentrates further, the Company may face greater pricing pressure from private third-party payors.

In order to provide information about the Company's pricing practices, the Company annually posts on its website its Pricing Transparency Report for the U.S. The report provides the Company's average annual list price, net price increases, and average discounts across the Company's U.S. portfolio dating back to 2010. In 2023, the Company's gross U.S. sales were reduced by 37% as a result of rebates, discounts and returns.

Legislative Changes

In 2022, Congress passed the IRA, which makes significant changes to how drugs are covered and paid for under the Medicare program, including the creation of financial penalties for drugs whose prices rise faster than the rate of inflation, redesign of the Medicare Part D program to require manufacturers to bear more of the liability for certain drug benefits, and government price-setting for certain Medicare Part D drugs, starting in 2026, and Medicare Part B drugs starting in 2028. In August 2023, the U.S. Department of Health and Human Services (HHS), through the Centers for Medicare & Medicaid Services (CMS), announced that *Januvia* will be included in the first year of the IRA's "Drug Price Negotiation Program" (Program). Pursuant to the IRA's Program, discussions with the government occurred in 2023 and will continue in 2024, with government price setting becoming effective on January 1, 2026. The Company has sued the U.S. government regarding the IRA's Program (see Item 8 "Financial Statements and Supplementary Data," Note 11. "Contingencies and Environmental Liabilities" below). Furthermore, the Biden Administration and Congress continue to discuss legislation designed to control health care costs, including the cost of drugs.

The long-term implications of the IRA remain uncertain and subject to various factors, including the manner in which the U.S. Department of Health and Human Services decides to implement the statute. Many experts and analysts, both within the industry and outside, have predicted that the law will harm innovation in the pharmaceutical industry and result in fewer new treatments being developed and approved over time. Merck is working to mitigate the potentially harmful effects that the law could have, which could include a detrimental impact on innovation.

In addition, in 2021, Congress passed the American Rescue Plan Act, which included a provision that eliminates the statutory cap on rebates drug manufacturers pay to Medicaid beginning in January 2024. These rebates act as a discount off the list price and eliminating the cap means that manufacturer discounts paid to Medicaid can increase. Prior to this change, manufacturers have not been required to pay more than 100% of the Average Manufacturer Price (AMP) in rebates to state Medicaid programs for Medicaid-covered drugs. As a result of this provision, beginning in 2024, manufacturers may have to pay state Medicaid programs more in rebates than they received on sales of particular products. This change presents a risk to Merck for drugs that have high Medicaid utilization and rebate exposure that is more than 100% of the AMP.

The Company also faces increasing pricing pressure in the states, which are looking to exert greater influence over the price of prescription drugs. A number of states have passed pharmaceutical price and cost transparency laws. These laws typically require manufacturers to report certain product price information or other financial data to the state. Some laws also require manufacturers to provide advance notification of price increases. The Company expects that states will continue their focus on pharmaceutical pricing and will increasingly shift to more aggressive price control tools such as Prescription Drug Affordability Boards that have the authority to conduct affordability reviews and establish upper payment limits. In addition, recently, the FDA authorized, for a two-year period, Florida's application to import prescription drugs from Canada.

Regulatory Changes

The pharmaceutical industry also could be considered a potential source of savings via other legislative and administrative proposals that have been debated but not enacted. These types of revenue generating or cost saving proposals include additional direct price controls.

European Union

Efforts toward health care cost containment remain intense in the European Union (EU). The Company faces competitive pricing pressure resulting from generic and biosimilar drugs. In addition, a majority of countries in the EU attempt to contain drug costs by engaging in reference pricing in which authorities examine pre-determined markets for published prices of drugs. Reference pricing may either compare a product's prices in other markets (external reference pricing), or compare a product's price with those of other products in a national class (internal reference pricing). The authorities then use the price data to set new local prices for brand-name drugs, including the Company's drugs. Guidelines for examining reference pricing are usually set in local markets and can be changed pursuant to local regulations. Some EU Member States have established free-pricing systems, but regulate the pricing for drugs through profit control plans. Others seek to negotiate or set prices based on the cost-effectiveness of a product or an assessment of whether it offers a therapeutic benefit over other products in the relevant class. The downward pressure on health care costs in general, particularly prescription drugs, has become intense. As a result, increasingly high barriers are being erected to the entry of new products. In some EU Member States, cross-border imports from low-priced markets also exert competitive pressure that may reduce pricing within an EU Member State.

Additionally, EU Member States have the power to restrict the range of pharmaceutical products for which their national health insurance systems provide reimbursement. In the EU, pricing and reimbursement plans vary widely from Member State to Member State. Some EU Member States provide that drug products may be marketed only after a reimbursement price has been agreed. Some EU Member States may require the completion of additional studies that compare the cost-effectiveness of a particular product candidate to already available therapies or a so-called health technology assessment (HTA), in order to obtain reimbursement or pricing approval. The HTA of pharmaceutical products is becoming an increasingly common part of the pricing and reimbursement procedures in most EU Member States. The HTA process, which is governed by the national laws of these countries, involves the assessment of the cost-effectiveness, public health impact, therapeutic impact and/or the economic and social impact of use of a given pharmaceutical product in the national health care system of the individual country in which it is conducted. Ultimately, an HTA measures the added value of a new health technology compared to existing ones. The outcome of HTAs regarding specific pharmaceutical products will often influence the pricing and reimbursement status granted to these pharmaceutical products by the regulatory authorities of individual EU Member States. A negative HTA of one of the Company's products may mean that the product is not reimbursable or may force the Company to reduce its reimbursement price or offer discounts or rebates.

A negative HTA by a leading and recognized HTA body could also undermine the Company's ability to obtain reimbursement for the relevant product outside a jurisdiction. For example, EU Member States that have not yet developed HTA mechanisms may rely to some extent on the HTA performed in other countries with a developed HTA framework, to inform their pricing and reimbursement decisions. HTA procedures require additional data, reviews and administrative processes, all of which increase the complexity, timing and costs of obtaining product reimbursement and exert downward pressure on available reimbursement.

To obtain reimbursement or pricing approval in some EU Member States, the Company may be required to conduct studies that compare the cost-effectiveness of the Company's product candidates to other therapies that are considered the local standard of care. There can be no assurance that any EU Member State will allow favorable pricing, reimbursement and market access conditions for any of the Company's products, or that it will be feasible to conduct additional cost-effectiveness studies, if required.

Japan

In Japan, the pharmaceutical industry is subject to government-mandated annual price reductions of pharmaceutical products and certain vaccines. Furthermore, the government can order re-pricings for specific products if it determines that use of such product will exceed certain thresholds defined under applicable re-pricing rules. In addition, if a Merck product has the same medical action or composition of another product that is subject to market expansion re-pricing, the Merck product could also be subject to re-pricing unless it meets exception criteria. The next government-mandated price reduction will occur in April 2024.

China

The Company's business in China has grown rapidly in the past few years, and the importance of China to the Company's overall pharmaceutical and vaccines business has increased accordingly. Continued growth of the Company's business in China is dependent upon ongoing development of a favorable environment for innovative pharmaceutical products and vaccines, sustained access for the Company's currently marketed products, and the absence of trade impediments or adverse pricing controls. In recent years, the Chinese government has introduced and implemented a number of structural reforms to accelerate the shift to innovative products and reduce costs. Since 2017, there have been multiple new policies introduced by the government to improve access to new innovation, reduce the complexity of regulatory filings, and accelerate the review and approval process. This has led to a significant increase in the number of new products being approved each year. While the mechanism for drugs being added to the government's National Reimbursement Drug List (NRDL) evolves, inclusion may require a price negotiation which could impact the outlook in the market for selected brands. A new NRDL was recently completed in which new entries averaged 60% price reductions. While pricing pressure has always existed in China, health care reform has increased this pressure in part due to the acceleration of generic substitution through volume based procurement (VBP). In 2019, the government implemented the VBP program through a tendering process for mature products which have generic substitutes with a Generic Quality Consistency Evaluation approval. Mature products that have entered into the last five rounds of VBP had, on average, a price reduction of more than 50%. The Company expects VBP to be a semi-annual process that will have a significant impact on mature products moving forward.

Emerging Markets

The Company's focus on emerging markets, in addition to China, has continued. Governments in many emerging markets are also focused on constraining health care costs and have enacted price controls and measures impacting intellectual property, including in exceptional cases, threats of compulsory licenses, that aim to put pressure on the price of innovative pharmaceuticals or result in constrained market access to innovative medicine. The Company anticipates that pricing pressures and market access challenges will continue in the future to varying degrees in the emerging markets.

Beyond pricing and market access challenges, other conditions in emerging market countries can affect the Company's efforts to continue to grow in these markets, including potential political instability, changes in trade sanctions and embargoes, significant currency fluctuation and controls, financial crises, limited or changing availability of funding for health care, credit worthiness of health care partners, such as hospitals, and other developments that may adversely impact the business environment for the Company. Further, the Company may engage third-party agents to assist in operating in emerging market countries, which may affect its ability to realize continued growth and may also increase the Company's risk exposure.

In addressing global cost containment pressures, the Company engages in public policy advocacy with policymakers and continues to work to demonstrate that its medicines provide value to patients and to those who pay for health care. The Company advocates with government policymakers to encourage a long-term approach to sustainable health care financing that ensures access to innovative medicines and does not disproportionately target pharmaceuticals as a source of budget savings. In markets with historically low rates of health care spending, the Company encourages those governments to increase their investments and adopt market reforms in order to improve their citizens' access to appropriate health care, including medicines.

Operating conditions have become more challenging under the global pressures of competition, industry regulation and cost containment efforts. Although no one can predict the effect of these and other factors on the Company's business, the Company continually takes measures to evaluate, adapt and improve the organization and its business practices to better meet customer needs and believes that it is well-positioned to respond to the evolving health care environment and market forces.

Regulation

The pharmaceutical industry is also subject to regulation by regional, country, state and local agencies around the world focused on standards and processes for determining drug safety and effectiveness, as well as conditions for sale or reimbursement.

Of particular importance is the FDA in the U.S., which administers requirements covering the testing, approval, safety, effectiveness, manufacturing, labeling, and marketing of prescription pharmaceuticals. In some cases, the FDA requirements and practices have increased the amount of time and resources necessary to develop new products and bring them to market in the U.S. At the same time, the FDA has committed to expediting the development and review of products bearing the "breakthrough therapy" designation, which has accelerated the

regulatory review process for medicines with this designation. The FDA has also undertaken efforts to bring generic competition to market more efficiently and in a more timely manner.

The EU has adopted directives and other legislation concerning the classification, approval for marketing, labeling, advertising, manufacturing, wholesale distribution, integrity of the supply chain, pharmacovigilance and safety monitoring of medicinal products for human use. These provide mandatory standards throughout the EU, which may be supplemented or implemented with additional regulations by the EU Member States. In particular, EU regulators may approve products subject to a number of post-authorization conditions. Examples of typical post-authorization commitments include additional pharmacovigilance, the conduct of clinical trials, the establishment of patient registries, physician or patient education and controlled distribution and prescribing arrangements. Non-compliance with post-authorization conditions, pharmacovigilance and other obligations can lead to regulatory action, including the variation, suspension or withdrawal of the marketing authorizations, or other enforcement or regulatory actions, including the imposition of financial penalties. The Company's policies and procedures are already consistent with the substance of these directives; consequently, it is believed that they will not have any material effect on the Company's business.

The Company believes that it will continue to be able to conduct its operations, including launching new drugs, in this regulatory environment. (See "Research and Development" below for a discussion of the regulatory approval process.)

Access to Medicines

As a global health care company, Merck's primary role is to discover and develop innovative medicines and vaccines. The Company also recognizes that, in collaboration with key stakeholders, it has a role to play in helping to ensure that its science advances health care, and its products are accessible and affordable. The Company is committed to ensuring a reliable, safe global supply of its quality medicines and vaccines, and to developing, testing and implementing innovative solutions that address barriers to access and affordability of its medicines and vaccines. The Company's approach is designed to enable it to serve the greatest number of patients today, while meeting the needs of patients in the future. The Company's wide-ranging efforts to expand access to health encompass a set of principles embedded in its business strategies and operations. These principles guide the Company's global approach to addressing significant public health burdens and unmet medical needs. The Company systematically evaluates its pipeline candidates to assess their potential in low-resource settings. Throughout the life cycle of its products, the Company seeks to continually evaluate their potential and adapt to changes in the external environment. Collaborating with various stakeholders, including private, governmental, multilateral, and non-profit organizations, the Company seeks to design and deliver sustainable solutions to address access challenges at the payer, provider, and patient levels. Furthermore, the Company incorporates access to health metrics in its scorecard, making it a component of calculating annual incentive pay for the majority of its global employees.

In addition, through social investments, including philanthropic programs and impact investing, Merck is helping to strengthen health systems and build capacity, particularly in under-resourced communities. The Merck Patient Assistance Program provides certain medicines and adult vaccines for free to people in the U.S. who do not have prescription drug or health insurance coverage and who, without the Company's assistance, cannot afford their Merck medicines and vaccines. Globally, Merck has made substantial contributions to access to health through key initiatives, including product donations for humanitarian assistance in low-income countries through the Medical Outreach Program. The Mectizan Donation Program, the longest running disease-specific drug donation program of its kind, supports the elimination of two neglected tropical diseases – onchocerciasis and lymphatic filariasis. Additionally, through Merck for Mothers, the Company provides funding, and scientific and business acumen to help global health partners end preventable deaths from complications of pregnancy and childbirth. Merck has also provided funds to the Merck Foundation, an independent grantmaking organization, which supports a variety of organizations dedicated to addressing systemic barriers to health equity.

Privacy and Data Protection

The Company is subject to a significant number of privacy and data protection laws and regulations globally, many of which place restrictions on the Company's ability to transfer, access and use personal data across its business. The legislative and regulatory landscape for privacy and data protection continues to evolve. There has been increased attention to privacy and data protection issues in both developed and emerging markets with the potential to affect directly the Company's business, including the EU General Data Protection Regulation (GDPR), which imposes penalties of up to 4% of global revenue.

The GDPR and related implementing laws in individual EU Member States govern the collection and use of personal health data and other personal data in the EU. The GDPR increased responsibility and liability in relation to personal data that the Company processes. It also imposes a number of strict obligations and restrictions on the

ability to process (which includes collection, analysis and transfer of) personal data, including health data from clinical trials and adverse event reporting. The GDPR also includes requirements relating to the consent of the individuals to whom the personal data relates, the information provided to the individuals prior to processing their personal data or personal health data, notification of data processing obligations to the national data protection authorities, and the security and confidentiality of the personal data. Further, the GDPR prohibits the transfer of personal data to countries outside of the EU that are not considered by the EC to provide an adequate level of data protection, including to the U.S., except if the data controller meets very specific requirements. Following the *Schrems II* decision of the Court of Justice of the EU in 2020, there is considerable uncertainty as to the permissibility of international data transfers under the GDPR. In light of the implications of this decision, the Company may face difficulties regarding the transfer of personal data from the EU to third countries. Since then, the Company entered into the EU-approved Standard Contractual Clauses with its vendors, suppliers, collaboration partners and clinical trial sites in order to facilitate the lawful transfer of personal data from the EU to the U.S. In addition, President Biden issued Executive Order 14086 on October 7, 2022 to address the data privacy concerns raised in the *Schrems II* decision through introducing, among other measures, further safeguards and oversight of personal data collection by U.S. signals intelligence activities and providing individuals with a redress mechanism in the U.S. for their data protection concerns. Further certainty for the international transfer of personal data from the EU via the EU-U.S. Data Privacy Framework (successor to the invalidated EU-U.S. Privacy Shield) came about by way of a new EU Adequacy Decision, issued by the EC on July 10, 2023. However, the new Adequacy Decision has already been contested by privacy advocates and is subject to legal review.

Failure to comply with the requirements of the GDPR and the related national data protection laws of the EU Member States may result in significant monetary fines and other administrative penalties as well as civil liability claims from individuals whose personal data was processed. Data protection authorities from the different EU Member States may still implement certain variations, enforce the GDPR and national data protection laws differently, and introduce additional national regulations and guidelines, which adds to the complexity of processing personal data in the EU. Guidance developed at both the EU level and at the national level in individual EU Member States concerning implementation and compliance practices is often updated or otherwise revised.

There is, moreover, a growing trend towards required public disclosure of clinical trial data in the EU which adds to the complexity of obligations relating to processing health data from clinical trials. Failing to comply with these obligations could lead to government enforcement actions and significant penalties against the Company, harm to its reputation, and adversely impact its business and operating results. The uncertainty regarding the interplay between different regulatory frameworks further adds to the complexity that the Company faces with regard to data protection regulation.

In August 2021, China passed the Personal Information Protection Law (PIPL) that aims to standardize the handling of personal information in China which became effective in November 2021. The PIPL currently applies to the processing of personal information of natural persons in China, the processing of personal information outside China where the purpose is to provide products and services in China, and to analyze the activities of individuals in China. While similar to the GDPR, the PIPL contains unique requirements not found in the GDPR.

The Company has developed and implemented comprehensive plans to ensure compliance with the PIPL, with plans relating to data localization and cross-border transfers pending forthcoming guidance from the Cyberspace Administration of China.

Additional laws and regulations enacted in certain states in the U.S., Canada, Europe, Asia, and Latin America, have increased enforcement and litigation activity in the U.S. and other developed markets, as well as increased regulatory cooperation among privacy authorities globally. The Company has adopted a comprehensive global privacy program to manage these evolving requirements and risks and to facilitate the transfer of personal information across international borders.

Distribution

The Company sells its human health pharmaceutical products primarily to drug wholesalers and retailers, hospitals, government agencies and managed health care providers, such as health maintenance organizations, PBMs and other institutions. Human health vaccines are sold primarily to physicians, wholesalers, distributors and government entities. The Company's professional representatives communicate the effectiveness, safety and value of the Company's pharmaceutical and vaccine products to health care professionals in private practice, group practices, hospitals and managed care organizations. The Company sells its animal health products to veterinarians, distributors, animal producers, farmers and pet owners.

Raw Materials

The Company obtains raw materials essential to its business from numerous suppliers worldwide. Most of the principal materials the Company uses in its manufacturing operations are available from more than one source. However, the Company obtains certain raw or intermediate materials primarily from only one source. The Company attempts, if possible, to mitigate the potential risk associated with raw materials, components and supplies through inventory and appropriate supplier management.

Patents, Trademarks and Licenses

Patent protection is considered, in the aggregate, to be of material importance to the Company's marketing of its products in the U.S. and in most major foreign markets. Patents may cover products *per se*, pharmaceutical formulations, processes for, or intermediates useful in, the manufacture of products, or the uses of products. Patent protection for individual products extends for varying periods in accordance with the legal life of patents in the various countries. The protection afforded, which may also vary from country to country, depends upon the type of patent and its scope of coverage.

Patent portfolios developed for products introduced by the Company normally provide market exclusivity. Key patents may be subject to a patent term restoration (also known as patent term extension or PTE) of up to five years in the U.S., Japan, and certain other jurisdictions, or in Europe, up to five years of extended term may be available in the form of a Supplementary Protection Certificate (SPC). PTEs and SPCs are awarded to offset a portion of the patent term lost during the clinical testing and regulatory review process of a product prior to approval. The Food and Drug Administration Modernization Act includes a Pediatric Exclusivity Provision that may provide an additional six months of market exclusivity (added to the patent term for all Orange Book-listed patents, and to the regulatory data exclusivity term for small molecule and biologic products) in the U.S. for indications of new or currently marketed drugs if certain agreed upon pediatric studies are completed by the applicant. The EU also provides an additional six months of pediatric market exclusivity attached to a product's SPC term. Japan attaches the additional term for pediatric studies to market exclusivity and this extension is unrelated to patent term. Regulatory data exclusivity tied to the protection of clinical data is complementary to patent protection and, in some cases, may provide more effective or longer lasting marketing exclusivity than a product's patent portfolio. In the U.S., the regulatory data protection term generally runs five years from first marketing approval of a new chemical entity, extended to seven years for an orphan drug indication, and twelve years from first marketing approval of a biological product.

The table below provides a list of expiration dates, which include any pending PTE and SPC periods where indicated, for the key patent protection in the U.S., the EU, Japan and China for the following marketed products:

Product	Year of Expiration (U.S.)	Year of Expiration (EU)⁽¹⁾	Year of Expiration (Japan)⁽²⁾	Year of Expiration (China)
Januvia	2026 ⁽³⁾	Expired	2025-2026	Expired
Janumet	2026 ⁽³⁾	Expired	N/A	Expired
Janumet XR	2026 ⁽³⁾	N/A	N/A	Expired
Isentress	2024 ⁽⁴⁾	Expired	2026 ⁽⁵⁾	Expired
Simponi	N/A ⁽⁶⁾	2024 ⁽⁷⁾	N/A ⁽⁶⁾	N/A ⁽⁶⁾
Lenvima ⁽⁸⁾	2025 ⁽⁹⁾	2026 ⁽⁹⁾	2026	Expired
Bridion	2026 ⁽⁹⁾	Expired	Expired	Expired
Bravecto	2026 (with pending PTE)	2029	2029	2025
Gardasil	2028	Expired	Expired	Expired
Gardasil 9	2028	2030 ⁽⁹⁾	2030	2025
Keytruda	2028	2031	2032-2033	2028
Lynparza ⁽¹⁰⁾	2027 ⁽⁹⁾ (with pending PTE)	2029 ⁽⁹⁾	2028-2029	2024
Zerbaxa	2028 ⁽⁹⁾	2028 ⁽⁹⁾	2028	N/A
Adempas ⁽¹¹⁾	N/A ⁽¹²⁾	2028 ⁽⁹⁾	2027-2028	Expired
Belsomra	2029	N/A	2031	N/A
Prevymis	2029 ⁽⁹⁾ (with pending PTE)	2029 ⁽⁹⁾	2029	2024
Vaxneuvance	2031 ⁽¹³⁾	No Patent ⁽¹⁴⁾	No Patent ⁽¹⁴⁾	N/A
Delstrigo	2032 (with pending PTE)	2033 ⁽⁹⁾	N/A	2031
Pifeltro	2032 (with pending PTE)	2033 ⁽⁹⁾	2036	2031
Welireg	2035 (with pending PTE)	N/A	N/A	N/A

Note: Compound patent unless otherwise noted. Certain of the products listed may be the subject of patent litigation. See Item 8. "Financial Statements and Supplementary Data," Note 11. "Contingencies and Environmental Liabilities" below.

N/A: Currently no marketing approval.

⁽¹⁾ The EU date represents the expiration date for the following four countries: France, Germany, Italy, and Spain (Major EU Markets). If SPC applications have been filed but have not been granted in all Major EU Markets, both the patent expiry date and the SPC expiry date are listed.

⁽²⁾ The PTE system in Japan allows for a patent to be extended more than once provided the later approval is directed to a different indication from that of the previous approval. This may result in multiple PTE approvals for a given patent, each with its own expiration date.

⁽³⁾ As a result of settlement agreements related to a patent directed to the specific sitagliptin salt form of the products, exclusivity will extend through May 2026 for Januvia and Janumet, and through July 2026 for Janumet XR.

⁽⁴⁾ Generic entry is not anticipated in 2024.

⁽⁵⁾ Expiry date reflects granted PTE for the 600 mg tablet in Japan.

⁽⁶⁾ The Company has no marketing rights in the U.S., Japan or China.

⁽⁷⁾ The distribution agreement with Johnson & Johnson Innovative Medicine expires on October 1, 2024.

⁽⁸⁾ Part of a global strategic oncology collaboration with Eisai Co., Ltd.

⁽⁹⁾ Eligible for six months pediatric market exclusivity.

⁽¹⁰⁾ Part of a global strategic oncology collaboration with AstraZeneca.

⁽¹¹⁾ Commercialized under a worldwide collaboration with Bayer AG.

⁽¹²⁾ The Company has no marketing rights in the U.S.

⁽¹³⁾ PTE pending but is not included in the listed patent expiry date. Data exclusivity has been granted in the U.S. and expires July 16, 2033.

⁽¹⁴⁾ Data exclusivity has been granted in the EU and Japan, and expires on December 13, 2031 and September 25, 2030, respectively.

The Company has the following key U.S. patent protection for drug candidates under review in the U.S. by the FDA:

Under Review in the U.S.	Currently Anticipated Year of Expiration (in the U.S.)
MK-7264 (gefapixant) ⁽¹⁾	2027
MK-7962 (sotatercept)	2027 ⁽²⁾
MK-1022 (patritumab deruxtecan)	2035
V116 (pneumococcal vaccine)	2038

⁽¹⁾ Received a Complete Response Letter from the FDA in December 2023.

⁽²⁾ As a biologic product, MK-7962 (sotatercept) will be eligible for 12 years of data exclusivity upon approval in the U.S. Granted patents covering methods of treating pulmonary arterial hypertension with MK-7962 (sotatercept), which will expire in 2037 (absent PTE), may also provide additional exclusivity.

The Company also has the following key U.S. patent protection for drug candidates in Phase 3 development:

Phase 3 Drug Candidate	Currently Anticipated Year of Expiration (in the U.S.)
MK-8591A (doravirine + islatravir)	2032 (with pending PTE for doravirine patent)
MK-1308A (quavonlimab + pembrolizumab)	2035
MK-1026 (nemtubrutinib)	2035
MK-7684A (vibostolimab + pembrolizumab)	2035
MK-4280A (favezelimab + pembrolizumab)	2035
V940 ⁽¹⁾	2035
MK-1654 (clesrovimab)	2036
MK-3543 (bomedemstat)	2036
MK-5684 ⁽¹⁾	2037
MK-4482 Lagevrio ⁽²⁾	2038
MK-2870 ⁽¹⁾	2038
MK-3475A (pembrolizumab + hyaluronidase subcutaneous)	2039
MK-0616	2040
MK-7240 (tulisokibart)	2040

⁽¹⁾ Being developed in a collaboration.

⁽²⁾ Received Emergency Use Authorization from the FDA for the treatment of high-risk adults with mild to moderate COVID-19.

Unless otherwise noted, the patents in the above tables are compound patents. For those drug candidates under review or in development, the key U.S. patents may be subject to a future PTE of up to five years and/or six month pediatric market exclusivity. In addition, depending on the circumstances surrounding any final regulatory approval of the product, there may be other granted patents or pending patent applications that could have relevance to the product as finally approved.

While the expiration of a compound patent generally results in a loss of market exclusivity for the covered pharmaceutical product, commercial benefits may continue to be derived from: (i) later-expiring patents on processes and intermediates related to the most economical method of manufacture of the active ingredient of such product; (ii) patents relating to the use of such product; (iii) patents relating to novel compositions and formulations; and (iv) in the U.S. and certain other countries, market exclusivity that may be available under relevant law. The effect of product patent expiration on pharmaceutical product sales may also depend upon many other factors such as the nature of the market and the position of the product in it, the growth of the market, the complexities and economics of the process for manufacture of the active ingredient of the product and the requirements of new drug provisions of the Federal Food, Drug and Cosmetic Act or similar laws and regulations in other countries.

Additions to market exclusivity are sought in the U.S. and other countries through all relevant laws, including laws increasing patent life. Some of the benefits of increases in patent life have been partially offset by an increase in the number of incentives for and use of generic products. Additionally, improvements in intellectual property laws are sought in the U.S. and other countries through reform of patent and other relevant laws and implementation of international treaties.

For further information with respect to the Company's patents, see Item 1A. "Risk Factors" and Item 8. "Financial Statements and Supplementary Data," Note 11. "Contingencies and Environmental Liabilities" below.

Worldwide, all of the Company's important products are sold under trademarks that are considered in the aggregate to be of material importance. Trademark protection continues in some countries as long as used; in other countries, as long as registered. Registration is for fixed terms and can be renewed indefinitely.

Royalty income in 2023 on patent and know-how licenses and other rights amounted to \$723 million. Merck also incurred royalty expenses amounting to \$3.3 billion in 2023 under patent and know-how licenses it holds.

Research and Development

The Company's business is characterized by the introduction of new products or new uses for existing products through a strong research and development program. At December 31, 2023, approximately 21,800 people were employed in the Company's research activities. The Company prioritizes its research and development efforts and focuses on candidates that it believes represent breakthrough science for unmet medical needs that will make a difference for patients and payers.

The Company maintains a number of long-term exploratory and fundamental research programs in biology and chemistry as well as research programs directed toward product development. The Company's research and development model is designed to increase productivity and improve the probability of success by prioritizing the Company's research and development resources on candidates the Company believes are capable of providing unambiguous, promotable advantages to patients and payers and delivering the maximum value of its approved medicines and vaccines through new indications and new formulations. Merck is pursuing emerging product opportunities independent of therapeutic area or modality. The Company is committed to ensuring that externally sourced programs remain an important component of its pipeline strategy, with a focus on supplementing its internal research through acquisitions as well as a licensing and external alliance strategy focused on the entire spectrum of collaborations from early research to late-stage compounds, as well as access to new technologies.

The Company's clinical pipeline includes candidates in multiple disease areas, including cancer, cardiovascular diseases, metabolic diseases, infectious diseases, neurosciences, immunology, respiratory diseases, and vaccines.

In the development of human health products, industry practice and government regulations in the U.S. and most foreign countries provide for the determination of effectiveness and safety of new chemical compounds through preclinical tests and controlled clinical evaluation. Before a new drug or vaccine may be marketed in the U.S., recorded data on preclinical and clinical experience are included in the New Drug Application (NDA) for a drug or the Biologics License Application (BLA) for a vaccine or biologic submitted to the FDA for the required approval.

Once the Company's scientists discover a new small molecule compound or biologic that they believe has promise to treat a medical condition, the Company commences preclinical testing with that compound. Preclinical testing includes laboratory testing and animal safety studies to gather data on chemistry, pharmacology, immunogenicity and toxicology. Pending acceptable preclinical data, the Company will initiate clinical testing in accordance with established regulatory requirements. The clinical testing begins with Phase 1 studies, which are designed to assess safety, tolerability, pharmacokinetics, and preliminary pharmacodynamic activity of the compound in humans. If favorable, additional, larger Phase 2 studies are initiated to determine the efficacy of the compound in the affected population, define appropriate dosing for the compound, as well as identify any adverse effects that could limit the compound's usefulness. In some situations, the clinical program incorporates adaptive design methodology to use accumulating data to decide how to modify aspects of the ongoing clinical study as it continues, without undermining the validity and integrity of the trial. One type of adaptive clinical trial is an adaptive Phase 2a/2b trial design, a two-stage trial design consisting of a Phase 2a proof-of-concept stage and a Phase 2b dose-optimization finding stage. If data from the Phase 2 trials are satisfactory, the Company commences large-scale Phase 3 trials to confirm the compound's efficacy and safety. Another type of adaptive clinical trial is an adaptive Phase 2/3 trial design, a study that includes an interim analysis and an adaptation that changes the trial from having features common in a Phase 2 study (e.g., multiple dose groups) to a design similar to a Phase 3 trial. An adaptive Phase 2/3 trial design reduces timelines by eliminating activities which would be required to start a separate study. Upon completion of Phase 3 trials, if satisfactory, the Company submits regulatory filings with the appropriate regulatory agencies around the world to have the product candidate approved for marketing. There can be no assurance that a compound that is the result of any particular program will obtain the regulatory approvals necessary for it to be marketed.

Vaccine development follows the same general pathway as for drugs. Preclinical testing focuses on the vaccine's safety and ability to elicit a protective immune response (immunogenicity). Pre-marketing vaccine clinical trials are typically done in three phases. Initial Phase 1 clinical studies are conducted in normal subjects to evaluate

the safety, tolerability and immunogenicity of the vaccine candidate. Phase 2 studies are dose-ranging studies and provide additional data on safety, immunogenicity and/or effectiveness. Finally, Phase 3 trials are conducted in the intended population for licensure and provide data on immunogenicity and/or effectiveness, as well as safety, to support applications for regulatory approvals. If successful, the Company submits regulatory filings with the appropriate regulatory agencies.

United States

In the U.S., the FDA review process begins once a complete NDA or BLA is submitted, received and accepted for review by the agency. Within 60 days after receipt, the FDA determines if the application is sufficiently complete to permit a substantive review. The FDA also assesses, at that time, whether the application will be granted a priority review or standard review. Pursuant to the Prescription Drug User Fee Act VII (PDUFA), the FDA review period target for NDAs or original BLAs is either six months, for priority review, or ten months, for a standard review, from the time the application is deemed sufficiently complete. For original efficacy supplements to an NDA or BLA, the FDA review period target is six months, for priority review, or ten months, for a standard review, from the time the supplemental application is received. Once the review timelines are determined, the FDA will generally act upon the application within those timeline goals, unless a major amendment has been submitted (either at the Company's own initiative or the FDA's request) to the pending application. If this occurs, the FDA may extend the review period to allow for review of the new information, but by no more than three months. Extensions to the review period are communicated to the Company. The FDA can act on an application either by issuing an approval letter or by issuing a Complete Response Letter (CRL) stating that the application will not be approved in its present form and describing all deficiencies that the FDA has identified. Should the Company wish to pursue an application after receiving a CRL, it can resubmit the application with information that addresses the questions or issues identified by the FDA in order to support approval. Resubmissions are subject to review period targets, which vary depending on the underlying submission type and the content of the resubmission.

The FDA has four program designations — Fast Track, Breakthrough Therapy, Accelerated Approval, and Priority Review — to facilitate and expedite development and review of new drugs to address unmet medical needs in the treatment of serious or life-threatening conditions. The Fast Track designation provides pharmaceutical manufacturers with opportunities for frequent interactions with FDA reviewers during the product's development and the ability for the manufacturer to do a rolling submission of the NDA/BLA. A rolling submission allows completed portions of the application to be submitted and reviewed by the FDA on an ongoing basis. The Breakthrough Therapy designation provides manufacturers with all of the features of the Fast Track designation as well as intensive guidance on implementing an efficient development program for the product and a commitment by the FDA to involve senior managers and experienced staff in the review. The Accelerated Approval designation allows the FDA to approve a product based on an effect on a surrogate or intermediate endpoint that is reasonably likely to predict a product's clinical benefit and generally requires the manufacturer to conduct required post-approval confirmatory trials to verify the clinical benefit. The Priority Review designation means that the FDA's goal is to take action on the NDA/BLA within six months, compared to ten months under standard review. More than one of these special designations can be granted for a given application (i.e., a product designated as a Breakthrough Therapy may also be eligible for Priority Review).

Due to the COVID-19 public health crisis, in 2020, the U.S. Secretary of Health and Human Services (Secretary) exercised statutory authority to determine that a public health emergency existed, and declared those circumstances justified the emergency use of drugs and biological products as authorized by the FDA. In 2023, the Secretary issued an amended determination that a public health emergency or a significant potential for a public health emergency existed, and declared that circumstances continued to justify authorization of emergency use of these products. While in effect, this declaration (as amended) enables the FDA to issue Emergency Use Authorizations (EUAs) permitting distribution and use of specific medical products absent NDA/BLA submission or approval, including products to treat or prevent diseases or conditions caused by the SARS-CoV-2 virus, subject to the terms of any such EUAs. The FDA must make certain findings to grant an EUA, including that it is reasonable to believe based on the totality of evidence that the drug or biologic may be effective, and that known or potential benefits when used under the terms of the EUA outweigh known or potential risks. Additionally, the FDA must find that there is no adequate, approved and available alternative to the emergency use of the authorized drug or biologic. The FDA may revise or revoke an EUA if the circumstances justifying its issuance no longer exist, the criteria for its issuance are no longer met, or other circumstances make a revision or revocation appropriate to protect the public health or safety.

European Union

The primary method the Company uses to obtain marketing authorization of pharmaceutical products in the EU is through the "centralized procedure." This procedure is compulsory for certain pharmaceutical products, in particular those using biotechnological processes, and is also available for certain new chemical compounds and

products. A company seeking to market an innovative pharmaceutical product through the centralized procedure must file a complete set of safety data and efficacy data as part of a Marketing Authorization Application (MAA) with the European Medicines Agency (EMA). After the EMA evaluates the MAA, it provides a recommendation to the EC and the EC then approves or denies the MAA. It is also possible for new chemical products to obtain marketing authorization in the EU through a “mutual recognition procedure” in which an application is made to a single member state and, if the member state approves the pharmaceutical product under a national procedure, the applicant may submit that approval to the mutual recognition procedure of some or all other EU Member States.

Other Markets

Outside of the U.S. and the EU, the Company submits marketing applications to national regulatory authorities. Examples of such are the Ministry of Health, Labour and Welfare in Japan, the National Medical Products Administration in China, Health Canada, Agência Nacional de Vigilância Sanitária in Brazil, Korea Food and Drug Administration in South Korea, and the Therapeutic Goods Administration in Australia. Each country has a separate and independent review process and timeline. In many markets, approval times can be longer as the regulatory authority requires approval in a major market, such as the U.S. or the EU, and issuance of a Certificate of Pharmaceutical Product from that market before initiating their local review process.

Research and Development Update

The Company currently has several candidates under regulatory review in the U.S. and internationally or in late-stage clinical development.

MK-1022, patritumab deruxtecan, a potential first-in-class HER3 directed DXd antibody drug conjugate (ADC), is under priority review by the FDA for the treatment of adult patients with locally advanced or metastatic EGFR-mutated NSCLC previously treated with two or more systemic therapies. The BLA is based on the primary results from the HERTHENA-Lung01 pivotal Phase 2 trial and data results presented at the IASLC 2023 World Conference on Lung Cancer, which were simultaneously published in the Journal of Clinical Oncology. The FDA set a PDUFA date of June 26, 2024 for the BLA. The priority review follows receipt of Breakthrough Therapy designation granted by the FDA in December 2021. The BLA is being reviewed under the Real-Time Oncology Review program. Patritumab deruxtecan (HER3-DXd) was discovered by Daiichi Sankyo and is being jointly developed by Daiichi Sankyo and Merck.

MK-7962, sotatercept, Merck’s novel investigational activin signaling inhibitor, is under priority review by the FDA for the treatment of adult patients with pulmonary arterial hypertension (World Health Organization Group 1). The application is based on the results from the Phase 3 STELLAR trial. The FDA set a PDUFA date of March 26, 2024. Sotatercept is also under review by the EMA. Sotatercept was granted Breakthrough Therapy designation and Orphan Drug designation by the FDA, as well as Priority Medicines (PRIME) scheme and Orphan Drug designation by the EMA for the treatment of pulmonary arterial hypertension. Sotatercept is the subject of a licensing agreement with Bristol-Myers Squibb Company (BMS).

V116, the Company’s investigational 21-valent pneumococcal conjugate vaccine specifically designed to help prevent invasive pneumococcal disease and pneumococcal pneumonia in adults, is under priority review by the FDA. The BLA for V116 is supported by results from multiple Phase 3 clinical studies evaluating V116 in both vaccine-naïve and vaccine-experienced adult patient populations, including STRIDE-3, STRIDE-4, STRIDE-5 and STRIDE-6. The FDA set a PDUFA date of June 17, 2024. V116 was granted Breakthrough Therapy designation from the FDA for the prevention of invasive pneumococcal disease and pneumococcal pneumonia caused by Streptococcus pneumoniae serotypes 3, 6A/C, 7F, 8, 9N, 10A, 11A, 12F, 15A, 15B/C, 16F, 17F, 19A, 20, 22F, 23A, 23B, 24F, 31, 33F, 35B in adults 18 years of age and older.

MK-7264, gefapixant, is a non-narcotic, oral selective P2X3 receptor antagonist, for the treatment of refractory or unexplained chronic cough in adults. In December 2023, the FDA issued a second CRL regarding the resubmission of Merck’s NDA for gefapixant. In the CRL, the FDA concluded that Merck’s application did not meet substantial evidence of effectiveness for treating refractory chronic cough and unexplained chronic cough. The CRL was not related to the safety of gefapixant. Merck is reviewing the FDA’s feedback to determine next steps.

MK-3475, *Keytruda*, is an anti-PD-1 therapy approved for the treatment of many cancers that is in clinical development for expanded indications. These studies encompass more than 30 cancer types including: biliary, estrogen receptor positive breast cancer, cervical, colorectal, cutaneous squamous cell, endometrial, esophageal, gastric, glioblastoma, head and neck, hepatocellular, Hodgkin lymphoma, non-Hodgkin lymphoma, non-small-cell lung, small-cell lung, melanoma, mesothelioma, ovarian, prostate, renal, triple-negative breast, and urothelial, many of which are currently in Phase 3 clinical development. Further trials are being planned for other cancers.

Keytruda is under priority review by the FDA in combination with standard of care chemotherapy (carboplatin and paclitaxel), followed by *Keytruda* as a single agent for the treatment of patients with primary

advanced or recurrent endometrial carcinoma, based on the KEYNOTE-868 trial. The FDA set a PDUFA date of June 21, 2024 for the supplemental BLA.

Keytruda is under review in the EU and Japan as a perioperative treatment regimen for patients with resectable stage II, IIIA or IIIB NSCLC based on the KEYNOTE-671 study. A perioperative treatment regimen includes treatment before surgery (neoadjuvant) and continued after surgery (adjuvant). In February 2024, the EMA's Committee for Medicinal Products for Human Use (CHMP) adopted a positive opinion recommending approval of *Keytruda* in combination with platinum-containing chemotherapy as neoadjuvant treatment, then continued as a monotherapy as adjuvant treatment, for the treatment of resectable NSCLC at high risk of recurrence in adults, based on the KEYNOTE-671 trial. The CHMP's recommendation will now be reviewed by the EC for marketing authorization in the EU, and a final decision is expected in the first half of 2024.

In addition, *Keytruda* is under review in the EU and Japan in combination with Padcev (enfortumab vedotin-ejfv), an ADC, for the treatment of adult patients with locally advanced or metastatic urothelial carcinoma, based on the KEYNOTE-A39 trial that was conducted in collaboration with Seagen (now Pfizer) and Astellas.

Keytruda is also under review in the EU in combination with chemoradiotherapy for the treatment of patients with high-risk locally advanced cervical cancer, based on the KEYNOTE-A18 trial.

Additionally, *Keytruda* is under review in Japan in combination with fluoropyrimidine- and platinum-containing chemotherapy for the first-line treatment of patients with locally advanced unresectable or metastatic gastric or GEJ adenocarcinoma, based on the KEYNOTE-859 trial.

Keytruda is also under review in Japan in combination with standard of care chemotherapy (gemcitabine and cisplatin) for the treatment of patients with locally advanced unresectable or metastatic biliary tract cancer, based on the KEYNOTE-966 trial.

Welireg is under review in the EU for the treatment of previously treated advanced renal cell carcinoma based on the LIGHTSPARK-005 clinical trial and for the treatment of von Hippel-Lindau disease based on the LIGHTSPARK-004 clinical trial.

The Company is diversifying its oncology portfolio and executing on its strategy which is broadly based on three strategic pillars: immuno-oncology, precision molecular targeting and tissue targeting. Merck has numerous Phase 3 oncology programs within these pillars.

Immuno-oncology

- *Keytruda* in the therapeutic areas of cutaneous squamous cell, hepatocellular, mesothelioma, ovarian and small-cell lung cancers.
- MK-1308A is the coformulation of quavonlimab, Merck's novel investigational anti-CTLA-4 antibody, with pembrolizumab, being evaluated for the treatment of RCC.
- Subcutaneous MK-3475A, the coformulation of pembrolizumab with hyaluronidase, is being evaluated for comparability with the intravenous formulation of pembrolizumab in certain types of NSCLC.
- MK-4280A is the coformulation of favezelimab, Merck's novel investigational anti-LAG3 therapy, with pembrolizumab, being evaluated for the treatment of colorectal cancer and hematological malignancies.
- MK-7684A is the coformulation of vibostolimab, an anti-TIGIT therapy, with pembrolizumab being evaluated for the treatment of certain types of melanoma, NSCLC and SCLC.
- V940 (mRNA-4157) is an investigational individualized neoantigen therapy being evaluated in combination with *Keytruda* as an adjuvant treatment in patients with certain types of melanoma in the INTERpath-001 clinical trial. The FDA and EMA granted Breakthrough Therapy designation and PRIME scheme, respectively, for V940 (mRNA-4157) in combination with *Keytruda* for the adjuvant treatment of patients with certain stages of high-risk melanoma following complete resection. V940 (mRNA-4157) is also being evaluated in the Phase 3 INTERpath-002 clinical trial as adjuvant treatment for certain patients with NSCLC. V940 is being developed as part of a collaboration with Moderna.

Precision molecular targeting

- MK-7339, Lynparza, is an oral PARP inhibitor being developed as part of a collaboration with AstraZeneca PLC. The Company is currently evaluating Lynparza in combination with pembrolizumab for expanded indications in the therapeutic areas of NSCLC and SCLC.
- MK-7902, Lenvima, is an oral receptor tyrosine kinase inhibitor being evaluated in combination with *Keytruda* for expanded indications in the therapeutic areas of esophageal and gastric cancers. Lenvima is being developed as part of a collaboration with Eisai Co., Ltd.

- MK-1026, nemtabrutinib, is an oral, reversible, non-covalent Bruton's tyrosine kinase (BTK) inhibitor, being evaluated for the treatment of hematological malignancies, including chronic lymphocytic leukemia and small lymphocytic lymphoma.
- MK-3543, bomedemstat, is an investigational orally available lysine-specific demethylase 1 inhibitor, being evaluated for the treatment of certain patients with essential thrombocythemia. Bomedemstat has FDA Orphan Drug and Fast Track Designation for the treatment of essential thrombocythemia and myelofibrosis, Orphan Drug Designation for the treatment of acute myeloid leukemia and Priority Medicines (PRIME) scheme designation by the EMA for the treatment of myelofibrosis.
- MK-5684 is an investigational cytochrome P450 11A1 (CYP11A1) inhibitor being evaluated for the treatment of certain patients with metastatic castration-resistant prostate cancer. MK-5684 is being developed as part of a collaboration with Orion Corporation.

Tissue targeting

- MK-2870, is an investigational trophoblast cell-surface antigen 2 (TROP2)-directed ADC, which is being evaluated for certain patients with NSCLC and certain patients with previously treated endometrial carcinoma. MK-2870 is being developed as part of a collaboration with Kelun-Biotech.

The Company also terminated certain of its Phase 3 oncology development programs.

- The Company has discontinued development of ladiratuzumab vedotin, an ADC targeting LIV-1 which was being developed in collaboration with Seagen Inc. (now Pfizer). Additionally, in December 2023, the Company and Pfizer terminated their license and co-development agreement for Tukysa (tucatinib).
- In December 2023, Merck announced it was stopping the Phase 3 KEYLYNK-008 trial evaluating *Keytruda* in combination with maintenance Lynparza for the treatment of patients with metastatic squamous NSCLC. Merck discontinued the study based on the recommendation of an independent Data Monitoring Committee, which reviewed data from a planned interim analysis. At the interim analysis, *Keytruda* in combination with chemotherapy followed by *Keytruda* plus Lynparza did not demonstrate an improvement in overall survival, one of the study's dual primary endpoints, compared to *Keytruda* in combination with chemotherapy followed by *Keytruda* plus placebo.
- Also in December 2023, Merck and Eisai announced that the Phase 3 LEAP-001 trial evaluating *Keytruda* plus Lenvima did not meet its dual primary endpoints of overall survival and progression-free survival for the first-line treatment of patients with advanced or recurrent endometrial carcinoma whose disease is mismatch repair proficient (pMMR)/not microsatellite instability-high (MSI-H) or mismatch repair deficient (dMMR)/MSI-H. At the final analysis, *Keytruda* plus Lenvima did not improve overall survival or progression-free survival sufficiently to meet the study's prespecified statistical criteria versus a standard of care, platinum-based chemotherapy doublet (carboplatin plus paclitaxel). The companies will work with investigators to share the results with the scientific community.

Additionally, the Company currently has candidates in Phase 3 clinical development in several other therapeutic areas.

- MK-0616 is an investigational, oral proprotein convertase subtilisin/kexin type 9 (PCSK9) inhibitor being evaluated for hypercholesterolemia. In 2023, the first participants enrolled in two registrational Phase 3 studies evaluating low-density lipoprotein (LDL) cholesterol reduction and a Phase 3 cardiovascular outcomes study.
- MK-1654, clesrovimab, is a respiratory syncytial virus (RSV) monoclonal antibody that is being evaluated for the prevention of RSV medically attended lower respiratory tract infection in infants and certain children over one year of age.
- MK-7240, tulisokibart, is a humanized monoclonal antibody directed to tumor necrosis factor-like ligand 1A, a target associated with both intestinal inflammation and fibrosis, being evaluated for the treatment of ulcerative colitis.
- MK-8591A is a new doravirine/islatravir once-daily oral combination of doravirine 100 mg and a lower dose of islatravir being evaluated, beginning in 2023, in a Phase 3 program in previously untreated adults and as a switch in antiretroviral therapy in virologically suppressed adults. MK-8591, islatravir, is an investigational nucleoside reverse transcriptase translocation inhibitor (NRTTI) being evaluated for the treatment of HIV-1 infection. In December 2021, the FDA placed clinical holds on the islatravir investigational new drug applications based on observations of decreases in total lymphocyte and CD4+ T-cell counts in some participants receiving islatravir in clinical studies. In 2023, the Phase 2 clinical trial evaluating an oral once-weekly combination of a lower dose of islatravir and Gilead Sciences' lenacapavir in virologically suppressed adults completed enrollment. The investigational NDAs for the doravirine/islatravir and the islatravir +

lenacapavir once-weekly treatment regimens remain under a partial clinical hold for any studies that would use islatravir doses higher than the doses considered for the revised clinical programs.

- MK-4482, *Lagevrio*, is an investigational oral antiviral medicine for the treatment of mild to moderate COVID-19 in adults who are at risk for progressing to severe disease. Merck is developing *Lagevrio* in collaboration with Ridgeback Biotherapeutics LP (Ridgeback). The FDA granted Emergency Use Authorization for *Lagevrio* in December 2021, which was last reissued in October 2023. *Lagevrio* is authorized for the treatment of adults with a current diagnosis of mild to moderate COVID-19, and who are at high risk for progression to severe COVID-19, including hospitalization or death, and for whom alternative COVID-19 treatment options approved or authorized by the FDA are not accessible or clinically appropriate. The authorization is based on the Phase 3 MOVE-OUT trial. *Lagevrio* is not approved for any use in the U.S. and is authorized only for the duration of the declaration that circumstances exist justifying the authorization of its emergency use under the Food, Drug and Cosmetic Act, unless the authorization is terminated or revoked sooner. In November 2021, the EMA issued a positive scientific opinion for *Lagevrio*, which was intended to support national decision-making on the possible use of *Lagevrio* prior to marketing authorization. In October 2021, the EMA initiated a rolling review for *Lagevrio* for the treatment of COVID-19 in adults. In February 2023, Merck and Ridgeback announced that the Committee for Medicinal Products for Human Use (CHMP) of the EMA recommended the refusal of the marketing authorization application (MAA) for *Lagevrio*. Merck and Ridgeback appealed the decision and requested a re-examination of the MAA. In June 2023, Merck and Ridgeback announced that they have withdrawn the EU application for marketing authorization of *Lagevrio* based on the CHMP's view that the data submitted are not sufficient to satisfy EU regulatory requirements for marketing authorization of *Lagevrio*. Applications to other regulatory bodies are under review.

The chart below reflects the Company's research pipeline as of February 23, 2024. Candidates shown in Phase 3 include the date such candidate entered into Phase 3 development. Candidates shown in Phase 2 include the most advanced compound with a specific mechanism or, if listed compounds have the same mechanism, they are each currently intended for commercialization in a given therapeutic area. Small molecules and biologics are given MK-number designations and vaccine candidates are given V-number designations. Except as otherwise noted, candidates in Phase 1, additional indications in the same therapeutic area (other than with respect to cancer) and additional claims, line extensions or formulations for in-line products are not shown.

Phase 2		
Cancer MK-1308 (quavonlimab) ⁽²⁾ Non-Small-Cell Lung MK-1308A (quavonlimab+pembrolizumab) Colorectal MK-2140 (zilovertamab vedotin) Hematological Malignancies MK-2400 (ifinatamab deruxtecan) ⁽¹⁾ Small-Cell Lung MK-2870 ⁽¹⁾⁽³⁾ Neoplasm Malignant MK-3475 <i>Keytruda</i> Advanced Solid Tumors Prostate MK-3475A (pembrolizumab+hyaluronidase subcutaneous) Cutaneous Squamous Cell MK-4280 (favezelimab) ⁽²⁾ Non-Small-Cell Lung MK-4280A (favezelimab+pembrolizumab) Bladder Cutaneous Squamous Cell Endometrial Esophageal Melanoma Renal Cell	Cancer MK-5890 (boseralimab) ⁽²⁾ Neoplasm Malignant MK-6482 <i>Welireg</i> ⁽³⁾ Endometrial Esophageal Hepatocellular Prostate Rare cancers MK-7339 Lynparza ⁽¹⁾⁽³⁾ Advanced Solid Tumors MK-7684A (vibostolimab+pembrolizumab) Biliary Bladder Breast Cervical Colorectal Endometrial Esophageal Gastric Head and Neck Hepatocellular Ovarian Prostate	Cancer MK-7902 Lenvima ⁽¹⁾⁽²⁾ Head and Neck Dengue Fever Virus Vaccine V181 HIV-1 Infection MK-8591B (islatravir+MK-8507) ⁽⁴⁾ MK-8591D (islatravir+lenacapavir) ⁽¹⁾⁽⁵⁾ HIV-1 Prevention MK-8527 Nonalcoholic Steatohepatitis (NASH) MK-6024 (efinopegdutide) Pulmonary Arterial Hypertension MK-5475 Pulmonary Hypertension Due To Left Heart Disease MK-7962 (sotatercept) Schizophrenia MK-8189 ⁽⁶⁾ Systemic Lupus Erythematosus MK-6194 Thrombosis MK-2060

Phase 3 (Phase 3 entry date)	Under Review	
<p>Antiviral COVID-19 MK-4482 <i>Lagevrio</i> (U.S.) (May 2021)⁽¹⁾⁽⁷⁾</p> <p>Cancer MK-1022 (patritumab deruxtecan)⁽¹⁾ Non-Small-Cell Lung (May 2022) (EU) MK-1026 (nemtubrutinib) Hematological Malignancies (March 2023) MK-1308A (quavonlimab+pembrolizumab) Renal Cell (April 2021) MK-2870⁽¹⁾⁽³⁾ Endometrial (December 2023) Non-Small-Cell Lung (November 2023) MK-3475 <i>Keytruda</i> Cutaneous Squamous Cell (August 2019) (EU) Hepatocellular (May 2016) (EU) Mesothelioma (May 2018) Ovarian (December 2018) Small-Cell Lung (May 2017) MK-3475A (pembrolizumab+hyaluronidase subcutaneous) Non-Small-Cell Lung (February 2023) MK-3543 (bomedemstat) Myeloproliferative Disorders MK-4280A (favezelimab+pembrolizumab) Colorectal (November 2021) Hematological Malignancies (October 2022) MK-5684⁽¹⁾ Prostate (December 2023) MK-7339 <i>Lynparza</i>⁽¹⁾⁽²⁾ Non-Small-Cell Lung (June 2019) Small-Cell Lung (December 2020) MK-7684A (vibostolimab+pembrolizumab) Melanoma (January 2023) Non-Small-Cell Lung (April 2021) Small-Cell Lung (March 2022) MK-7902 <i>Lenvima</i>⁽¹⁾⁽²⁾ Esophageal (July 2021) Gastric (December 2020) V940⁽¹⁾⁽²⁾ Melanoma (July 2023) Non-Small-Cell Lung (December 2023)</p> <p>HIV-1 Infection MK-8591A (doravirine+islatravir) (February 2020)⁽⁵⁾</p> <p>Hypercholesterolemia MK-0616 (August 2023)</p> <p>Pneumococcal Vaccine Adult V116 (July 2022) (EU)</p> <p>Respiratory Syncytial Virus MK-1654 (clesrovimab) (November 2021)</p> <p>Ulcerative Colitis MK-7240 (tulisokibart) (October 2023)</p>	<p>New Molecular Entities</p> <p>Cancer MK-1022 (patritumab deruxtecan)⁽¹⁾ Non-Small-Cell Lung (U.S.) MK-6482 <i>Welireg</i> Von Hippel-Lindau (VHL) Disease (EU)</p> <p>Cough MK-7264 (gefapixant) (U.S.)⁽⁶⁾</p> <p>Pneumococcal Vaccine Adult V116 (U.S.)</p> <p>Pulmonary Arterial Hypertension MK-7962 (sotatercept) (U.S.) (EU)</p>	<p>Certain Supplemental Filings</p> <p>Cancer</p> <p>MK-3475 <i>Keytruda</i></p> <ul style="list-style-type: none"> Primary Advanced or Recurrent Endometrial Carcinoma (KEYNOTE-868) (U.S.) Resectable Stage II, IIIA or IIIB NSCLC (KEYNOTE-671) (EU) (JPN) First-Line Locally Advanced or Metastatic Urothelial Cancer (KEYNOTE-A39) (EU) (JPN) High-Risk Locally Advanced Cervical Cancer (KEYNOTE-A18) (EU) First-Line HER2 Negative Locally Advanced Unresectable or Metastatic Gastric Cancer (KEYNOTE-859) (JPN) First-Line Locally Advanced Unresectable or Metastatic Biliary Tract Cancer (KEYNOTE-966) (JPN) <p>MK-6482 <i>Welireg</i></p> <ul style="list-style-type: none"> Previously Treated Advanced Renal Cell Carcinoma (LIGHTSPARK-005) (EU)
	<p>Footnotes:</p> <p>⁽¹⁾ Being developed in a collaboration.</p> <p>⁽²⁾ Being developed in combination with <i>Keytruda</i>.</p> <p>⁽³⁾ Being developed as monotherapy and/or in combination with <i>Keytruda</i>.</p> <p>⁽⁴⁾ On FDA clinical hold.</p> <p>⁽⁵⁾ On FDA partial clinical hold for higher doses than those used in current clinical trials.</p> <p>⁽⁶⁾ Phase 2b development costs are being co-funded.</p> <p>⁽⁷⁾ Available in the U.S. under Emergency Use Authorization.</p> <p>⁽⁸⁾ In December 2023, the FDA issued a CRL for the NDA for gefapixant. Merck is reviewing the FDA's feedback to determine next steps.</p>	

Human Capital

As of December 31, 2023, the Company had approximately 72,000 employees worldwide, with approximately 29,000 employed in the U.S., including Puerto Rico, and, additionally, approximately 15,000 third-party contractors globally.⁽¹⁾ Approximately 70,000 of the Company's employees are full-time employees. Globally, women comprise 51% of employees, and in the U.S. individuals from underrepresented ethnic groups comprise 35% of its workforce (the Company defines workforce as its employees). Women comprise 46% of the members of the Board of Directors. Additionally, the Company's senior management team is made up of 37% women. Approximately 18% of the Company's employees are represented by various collective bargaining groups. The Company's voluntary turnover rate was approximately 5.6% and 8.5%, respectively, in 2023 and 2022.

The Company recognizes that its employees are critical to meet the needs of its patients and customers and that its ability to excel depends on the integrity, skill, and diversity of its employees.

⁽¹⁾ Third party contractors include the Company's temporary workers, independent contractors, and freelancers who are viewed as full-time equivalent employees. They exclude outsourced service providers.

Talent Acquisition

The Company uses a comprehensive approach to ensure recruiting, retention and leadership development goals are systematically executed throughout the Company and that it hires talented leaders to achieve improved gender parity and representation across all dimensions of diversity. The Company provides training to its

managers and external recruiting organizations on strategies to mitigate unconscious bias in the candidate selection and hiring process. In addition, the Company utilizes a comprehensive communications strategy, employee branding and marketing outreach, social media and strategic alliance partnerships to reach a broad pool of talent in its critical business areas. In 2023, the Company hired approximately 8,200 employees across the globe through various channels including the Company's external career site, direct passive candidate sourcing, diversity partnerships, employee referrals, universities and other external sources.

Global Diversity and Inclusion

Diversity and inclusion are fundamental to the Company's success and core to future innovation. The Company fosters a globally diverse and inclusive workforce for its employees by creating an environment of belonging, engagement, equity, and empowerment. The Company is proactive and intentional about diversity hiring and development programs to advance talent. The Company creates competitive advantages by leveraging diversity and inclusion to accelerate business performance. This includes fostering global supplier diversity, integrating diversity and inclusion into the Company's commercialization strategies and leveraging employee insights to improve performance. In addition to these efforts, the Company has ten Employee Business Resource Groups that provide opportunities for employees to take an active part in contributing to the Company's inclusive culture through their work in talent acquisition and development, business and customer insights and social and community outreach.

Gender and Ethnicity Data ⁽¹⁾	2023	2022	2021
Women on the Board of Directors	46%	46%	46%
Women in senior management roles ⁽²⁾	37%	34%	36%
Women in management roles ⁽³⁾	46%	45%	44%
Women in the workforce	51%	50%	50%
New hires that were women	53%	52%	53%
Members of underrepresented ethnic groups on the Board of Directors	15%	15%	23%
Members of underrepresented ethnic groups in senior management roles (U.S.) ⁽²⁾	26%	28%	25%
Members of underrepresented ethnic groups in management roles (U.S.) ⁽³⁾	29%	27%	26%
Members of underrepresented ethnic groups in the workforce (U.S.)	35%	34%	32%
New hires that were members of underrepresented ethnic groups (U.S.)	47%	47%	46%

⁽¹⁾ As of 12/31. As self-identified to the Company.

⁽²⁾ "Senior management role" is defined as an individual holding either a Vice President or Senior Vice President title.

⁽³⁾ "Management role" is defined as all managers with direct reports.

Compensation and Benefits

The Company provides a valuable suite of compensation and benefits programs that reflect its commitment to attract, retain and motivate its talent, and support its employees and their families in every stage of life. The Company continuously monitors and adjusts its compensation and benefit programs to ensure they are competitive, contemporary, helpful and engaging, and that they support strategic imperatives such as diversity and inclusion, equity, flexibility, quality, security and affordability. For example, the Company regularly monitors and evaluates its pay practices and policies to ensure that it is paying employees equitably across all genders, races and ethnicities. The Company offers a personal health care concierge service to assist U.S. employees participating in the Company medical plan with their health care needs. Aligned with its business and in support of its cancer care strategy, the Company provides enhanced cancer screening benefits with cash incentives, immediate access to a leading cancer center of excellence for U.S. employees and high value cancer support resources (e.g., caregiving and mental health) for employees and their families. Globally, the Company implemented a minimum standard of 12 weeks of paid parental leave, which inclusively applies to all parents. In the U.S., the Company's benefits rank in the top quartile of Fortune 100 companies under the Aon 2023 Benefits Index. The Company has been included in the Seramount (previously the Working Mother) 100 Best Companies ranking for 37 consecutive years and was named a top ten Best Company for Moms in 2023.

Employee Well-being

The Company is committed to helping its employees and their families improve their own health and well-being, whether physical, mental, financial, or social. The Company's programs ensure quality, competitive value, protection from significant financial hardship and access to tools and resources to support employees and their families in all stages of their career and their lives, earning the Company accolades such as the Business Group on Health's Best Employers Excellence in Health & Well-being and the CEO Roundtable on Cancer's Global Gold Standard Employer accreditation in 2023. The Company fosters an array of flexible work arrangements that includes flextime, summer hours, remote work, telework, job sharing and part-time work to help employees succeed personally as well as professionally. As part of the Company's overall culture of well-being, it also offers onsite services so employees can thrive. For example, in the U.S., these include onsite health care professionals at many major sites, cafeterias committed to healthy menu offerings, onsite childcare, onsite gyms, and the convenient option to bank through the two employee credit unions.

Engaging Employees

The Company strives to foster employee engagement by promoting a safe, positive, diverse, and inclusive work environment that provides numerous opportunities for two-way communication with employees. Some of the Company's key programs and initiatives include promoting global employee engagement surveys, ongoing pulse checks to the organization for interim feedback on specific topics, fostering professional networking and collaboration, identifying and providing opportunities for volunteering and establishing positive, cooperative business relations with designated employee representatives.

Talent Management and Development

As the Company pursues its goal of becoming the world's premier research-based biopharmaceutical company, there is a consistent focus on the importance of continuously developing its diverse and talented people. The Company is committed to talent growth for all, allowing its employees to move more fluidly across the organization, unlocking an environment that allows them to shape their career pathways via non-linear and inclusive opportunities and experience. Merck's current talent management system supports company-wide performance management, leadership development, talent reviews and succession planning. Annual performance reviews help further the professional development of the Company's employees and ensure that the Company's workforce is aligned with the Company's objectives. The Company seeks to continuously build the skills and capabilities of its workforce to accelerate talent, improve performance and mitigate risk through relevant continuous learning experiences. This includes, but is not limited to, building leadership and management skills, as well as providing technical and functional training to all employees.

Environmental Matters

Environmental Sustainability

The Company is committed to enabling a safe, sustainable and healthy future and strives to be a strong environmental steward, evolving its efforts in the face of a changing world. The Company's environmental sustainability strategy has three focus areas:

- Driving operational efficiency;
- Designing new products to minimize environmental impact; and
- Reducing any impacts in the Company's upstream and downstream value chain.

The Company ensures its ongoing commitment to these areas through thoughtful governance. The Company's efforts in this area are overseen by its Environmental Health and Safety (EHS) Council. The Company's EHS Council is a cross-functional body with leadership representation from each area of the Company's business including top-level executives. The EHS Council provides enterprise leadership and sponsorship for the Company's environmental sustainability strategy, monitors progress towards the Company's public targets and influences decisions for environmental sustainability strategy implementation, while increasing visibility and transparency internally to the business, executive team and the Board of Directors. In addition, the Company's Environmental Sustainability Implementation Steering Committee, also comprising top-level executives, oversees progress of initiatives at the enterprise level and provides support and guidance on the implementation plans and resourcing of the Company's environmental sustainability strategy globally. This steering committee is informed by leaders from the Environmental Sustainability Center of Excellence (CoE), Global Energy & Sustainability CoE and Energy Procurement CoE, who develop the Company's goals in alignment with stakeholder expectations, track their progress, and develop and provide continuous improvement on plans to achieve and sustain the Company's public commitments.

Merck believes that climate change could present risks to its business, as discussed in further detail in Item 1A. “Risk Factors” below under the headings “Climate change or legal, regulatory or market measures to address climate change may negatively affect the Company’s business, results of operations, cash flows and prospects” and “Environmental, social and governance (ESG) matters may impact the Company’s business and reputation.” Some of the potential impacts of climate change to the Company’s business include increased operating costs due to additional regulatory requirements, physical risks to the Company’s facilities, water limitations and disruptions to its supply chain. These potential risks are integrated into the Company’s business planning, including investment in reducing energy usage, water use and greenhouse gas emissions.

The Company has adopted a set of climate goals to help position it to succeed in an increasingly resource-constrained world. These goals were developed to align with the latest climate science and address the rising expectations of the Company’s customers, investors, external stakeholders and employees regarding the environmental impact of its operations and supply chain. The Company’s climate goals include reducing Scope 1 and 2 operational greenhouse gas emissions 46% by 2030 (from a 2019 baseline), achieving carbon neutrality for Scope 1 and 2 greenhouse emissions across operations by 2025, sourcing 100% of its purchased electricity from renewable sources by 2025, and reducing Scope 3 greenhouse gas emissions 30% by 2030 (from a 2019 baseline). The Company has also committed to the Science-Based Targets initiative (SBTi) to set a net-zero target for its greenhouse gas emissions across its global operations (Scopes 1, 2, and 3). Other environmental sustainability initiatives of the Company include:

- **Playbooks for a sustainable environment.** The Company’s local sites are crucial to achieving its ambitious environmental sustainability goals, and the Company continues to launch tools to assist them, particularly for its climate and waste targets. In 2021, the Company launched its Low Carbon Transition Playbook (LCTP), a common platform that includes a gap assessment to help the Company’s global sites evaluate the maturity of their energy programs and help create short- and long-term plans to reduce sites’ carbon intensity and build toward a low-carbon future. Based on learnings from use, the Company issued LCTP 2.0 in 2022 with a capability to facilitate knowledge sharing across sites. In 2022, the Company also created the Waste Diversion Playbook, which takes a similar approach to guide sites on developing a roadmap to their and the Company’s shared 2025 goals on waste diversion, including local waste-diversion strategies and environmentally responsible procurement practices. These tools aid in the reporting and tracking of projects that support achievements towards meeting the Company’s corporate targets.
- **Realizing the benefits of green and sustainable science.** The Company believes that meeting its environmental sustainability goals is intrinsically linked to the creation of innovative, cost-efficient manufacturing processes with low environmental impact. The Company aims to develop efficient and sustainable processes at product launch, with the goal of minimizing material use and waste from its commercial manufacturing. The Company utilizes an innovative “green-by-design” development strategy with a goal to progress from an initial early clinical supply route to a fully optimized and sustainable commercial manufacturing process. In 2023, for the fourth year in a row, the Company received the Peter J. Dunn Award for Green Chemistry and Engineering Impact, an award given by the American Chemical Society in recognition of outstanding implementation of novel green chemistry in the pharmaceutical industry.
- **Partnering for progress across the Company’s value chain.** The Company is engaging with its strategic suppliers to identify ways to reduce greenhouse gas emissions in its supply chain.
- **Waste diversion.** The Company continuously evaluates its sites’ waste disposal methods to gain a better understanding of its network and changes therein, as well as to identify risks and opportunities in its value chain. Based on its evaluation, the Company implemented programs to divert non-hazardous landfill waste from its two highest landfill-generating sites. The Company remains committed to its 2025 public waste diversion goals of no more than 20% of the Company’s global operational waste sent to landfills or incinerators (without energy recovery) and that 50% of its sites will send zero waste to landfills by 2025.
- **Water as a shared resource.** As water is a key input to the Company’s manufacturing operations, the Company assesses water risk throughout its network as a standard business practice. Both of the Company’s priority water-stress risk sites have conservation plans in place and are actively working on water use reduction and recycling improvement projects. These projects are consistent with the Company’s ongoing commitment to achieving its stated target of maintaining global water use at or below 2015 levels by 2025. The Company’s sites are employing various technologies and techniques aimed at reducing its water footprint and improving operational performance. The Company’s

continued endorsement of the United Nations CEO Water Mandate enables continued alignment of the Company's water program with the mandate's principles directly in the Company's operations. The Company has continued to identify partnerships to help it advance its water stewardship priorities in the areas in which it operates.

The Company continues to review and explore other opportunities to further its environmental strategy and will evaluate potential impacts and commitments.

Management does not believe that expenditures related to these initiatives should have a material adverse effect on the Company's financial condition, results of operations, liquidity or capital resources for any year.

Environmental Regulation and Remediation

The Company believes that there are no compliance issues associated with applicable environmental laws and regulations that would have a material adverse effect on the Company. The Company is also remediating environmental contamination resulting from past industrial activity at certain of its sites. Expenditures for remediation and environmental liabilities were \$6 million in 2023 and are estimated to be \$27 million in the aggregate for the years 2024 through 2028. These amounts do not consider potential recoveries from other parties. The Company has taken an active role in identifying and accruing for these costs and, in management's opinion, the liabilities for all environmental matters that are probable and reasonably estimable have been accrued and totaled \$42 million and \$39 million at December 31, 2023 and 2022, respectively. Although it is not possible to predict with certainty the outcome of these matters, or the ultimate costs of remediation, management does not believe that any reasonably possible expenditures that may be incurred in excess of the liabilities accrued should exceed approximately \$40 million in the aggregate. Management also does not believe that these expenditures should result in a material adverse effect on the Company's financial condition, results of operations or liquidity for any year.

Geographic Area Information

The Company's operations outside the U.S. are conducted primarily through subsidiaries. Sales worldwide by subsidiaries outside the U.S. as a percentage of total Company sales was 53% in 2023 and 54% in both 2022 and 2021.

The Company's worldwide business is subject to risks of currency fluctuations, governmental actions and other governmental proceedings abroad. The Company does not regard these risks as a deterrent to further expansion of its operations abroad. However, the Company closely reviews its methods of operations and adopts strategies responsive to changing economic and political conditions.

Merck has operations in countries located in Latin America, the Middle East, Africa, Eastern Europe and Asia Pacific. Business in these developing areas, while sometimes less stable, offers important opportunities for growth over time.

Available Information

The Company's Internet website address is merck.com. The Company will make available, free of charge at the "Investors" portion of its website, its Annual Report on Form 10-K, Quarterly Reports on Form 10-Q, Current Reports on Form 8-K, and all amendments to those reports filed or furnished pursuant to Section 13(a) or 15(d) of the Securities Exchange Act of 1934, as amended, as soon as reasonably practicable after such reports are electronically filed with, or furnished to, the U.S. Securities and Exchange Commission (SEC). The address of that website is sec.gov. In addition, the Company will provide without charge a copy of its Annual Report on Form 10-K, including financial statements and schedules, upon the written request of any shareholder to the Office of the Secretary, Merck & Co., Inc., 126 East Lincoln Avenue, Rahway, NJ 07065 U.S.A.

The Company's corporate governance guidelines and the charters of the Board of Directors' four standing committees are available on the Company's website at www.merck.com/company-overview/leadership/board-of-directors/ and all such information is available in print to any shareholder who requests it from the Company.

The Company's 2022/2023 Impact Report, which provides enhanced ESG disclosures, is available on the Company's website at www.merck.com/company-overview/esg/esg-resources/. Information in the Company's Impact Report is not incorporated by reference into this Form 10-K.

Item 1A. Risk Factors.

Summary Risk Factors

The Company is subject to a number of risks that if realized could materially adversely affect its business, results of operations, cash flow, financial condition or prospects. The following is a summary of the principal risk factors facing the Company:

- The Company is dependent on its patent rights, and if its patent rights are invalidated or circumvented, its business could be materially adversely affected.
- As the Company's products lose market exclusivity, the Company generally experiences a significant and rapid loss of sales from those products.
- Key products generate a significant amount of the Company's profits and cash flows, and any events that adversely affect the markets for its leading products could have a material adverse effect on the Company's results of operations and financial condition.
- The Company's research and development efforts may not succeed in developing commercially successful products and the Company may not be able to acquire commercially successful products in other ways; consequently, the Company may not be able to replace sales of successful products that lose patent protection.
- The Company's success is dependent on the successful development and marketing of new products, which are subject to substantial risks.
- The Company faces continued pricing pressure with respect to its products.
- Unfavorable or uncertain economic conditions, together with cost-reduction measures being taken by certain governments, could negatively affect the Company's operating results.
- The Company faces intense competition from both lower cost generic products and competitors' products.
- The Company has significant global operations, which expose it to additional risks, and any adverse event could have a material adverse effect on the Company's results of operations and financial condition.
- Climate change or legal, regulatory or market measures to address climate change may negatively affect the Company's business, results of operations, cash flows and prospects.
- Environmental, social and governance (ESG) matters may impact the Company's business and reputation.
- Failure to attract and retain highly qualified personnel could affect the Company's ability to successfully develop and commercialize products.
- The Company may experience difficulties and delays in manufacturing certain of its products, including vaccines.
- The Company may not be able to realize the expected benefits of its investments in emerging markets.
- The Company is exposed to market risk from fluctuations in currency exchange rates and interest rates.
- Pharmaceutical products can develop unexpected safety or efficacy concerns.
- Reliance on third-party relationships and outsourcing arrangements could materially adversely affect the Company's business.
- Negative events in the animal health industry could have a material adverse effect on future results of operations and financial condition of the Company or its Animal Health business.
- Biologics and vaccines carry unique risks and uncertainties, which could have a material adverse effect on the Company's future results of operations and financial condition.
- The health care industry in the U.S. has been, and will continue to be, subject to increasing regulation and political action.
- The Company's products, including products in development, cannot be marketed unless the Company obtains and maintains regulatory approval.
- Developments following regulatory approval may adversely affect sales of the Company's products.
- The Company is subject to a variety of U.S. and international laws and regulations.

- The Company is subject to evolving and complex tax laws, which may result in additional liabilities that may affect results of operations and financial condition.
- Adverse outcomes in current or future legal matters could negatively affect Merck's business.
- Product liability insurance for products may be limited, cost prohibitive or unavailable.
- The Company is increasingly dependent on sophisticated software applications and computing infrastructure. The Company continues to be a target of cyber-attacks that could lead to a disruption of its worldwide operations, including manufacturing, research and sales operations.
- Social media and mobile messaging platforms present risks and challenges.

The above list is not exhaustive, and the Company faces additional challenges and risks. Investors should carefully consider all of the information set forth in this Form 10-K, including the following risk factors, before deciding to invest in any of the Company's securities.

Risk Factors

The risks below are not the only ones the Company faces. Additional risks not currently known to the Company or that the Company presently deems immaterial may also impair its business operations. The Company's business, financial condition, results of operations, cash flow or prospects could be materially adversely affected by any of these risks. This Form 10-K also contains forward-looking statements that involve risks and uncertainties. The Company's results could materially differ from those anticipated in these forward-looking statements as a result of certain factors, including the risks it faces described below and elsewhere. See "Cautionary Factors that May Affect Future Results" below.

Risks Related to the Company's Business

The Company is dependent on its patent rights, and if its patent rights are invalidated or circumvented, its business could be materially adversely affected.

Patent protection is considered, in the aggregate, to be of material importance to the Company's marketing of human health and animal health products in the U.S. and in most major foreign markets. Patents covering products that it has introduced normally provide market exclusivity, which is important for the successful marketing and sale of its products. The Company seeks patents covering each of its products in each of the markets where it intends to sell the products and where meaningful patent protection is available.

Even if the Company succeeds in obtaining patents covering its products, third parties or government authorities may challenge or seek to invalidate or circumvent its patents and patent applications. It is important for the Company's business to successfully assert and defend the patent rights that provide market exclusivity for its products. The Company is often involved in patent disputes relating to challenges to its patents or claims by third parties of infringement against the Company. The Company asserts and defends its patents both within and outside the U.S., including by filing claims of infringement against other parties. See Item 8. "Financial Statements and Supplementary Data," Note 11. "Contingencies and Environmental Liabilities" below. In particular, manufacturers of generic or biosimilar pharmaceutical products from time to time file abbreviated NDAs or BLAs with the FDA seeking to market generic/biosimilar forms of the Company's products prior to the expiration of relevant patents owned or licensed by the Company. The Company normally responds by asserting one or more of its patents with a lawsuit alleging patent infringement. Patent litigation and other challenges to the Company's patents are costly and unpredictable and may deprive the Company of market exclusivity for a patented product or, in some cases, third-party patents may prevent the Company from marketing and selling a product in a particular geographic area.

Additionally, certain foreign governments have indicated that compulsory licenses to patents may be granted in the case of national emergencies or in other circumstances, which could diminish or eliminate sales and profits from those regions and negatively affect the Company's results of operations. Further, court decisions relating to other companies' patents, potential legislation in both the U.S. and certain foreign markets relating to patents, as well as regulatory initiatives may result in a more general weakening of intellectual property protection.

If one or more important products lose patent protection in profitable markets, sales of those products are likely to decline significantly as a result of generic versions of those products becoming available. The Company's results of operations may be adversely affected by the lost sales unless and until the Company has launched commercially successful products that replace the lost sales. In addition, if products that were measured at fair value and capitalized in connection with acquisitions experience difficulties in the market that negatively affect product cash flows, the Company may recognize material non-cash impairment charges with respect to the value of those products.

A chart listing the key patent protection for certain of the Company's marketed products, and U.S. patent protection for candidates in Phase 3 clinical development is set forth above in Item 1. "Business — Patents, Trademarks and Licenses."

As the Company's products lose market exclusivity, the Company generally experiences a significant and rapid loss of sales from those products.

The Company depends upon patents to provide it with exclusive marketing rights for its products for some period of time. Loss of patent protection for one of the Company's products typically leads to a significant and rapid loss of sales for that product as lower priced generic versions of that drug become available. In the case of products that contribute significantly to the Company's sales, the loss of market exclusivity can have a material adverse effect on the Company's business, cash flow, results of operations, financial condition and prospects. In 2023, the Company lost market exclusivity for *Bridion* in the EU and the Company has experienced a substantial decline in *Bridion* sales in those markets. *Bridion* lost market exclusivity in Japan in January 2024 and will lose market exclusivity in the U.S. in 2026 (subject to patent litigation discussed below) and the Company expects that sales in those markets will decline substantially thereafter. In addition, the Company expects to lose market exclusivity in the U.S. for *Keytruda* in 2028 and the Company anticipates that sales of *Keytruda* in the U.S. will decline substantially thereafter.

Key products generate a significant amount of the Company's profits and cash flows, and any events that adversely affect the markets for its leading products could have a material adverse effect on the Company's results of operations and financial condition.

The Company's ability to generate profits and operating cash flow depends largely upon the continued profitability of the Company's key products, such as *Keytruda*, *Gardasil/Gardasil 9*, *Lynparza*, *Bravecto*, and *Bridion*. In 2023, the Company's oncology portfolio, led by *Keytruda*, and its vaccines portfolio, led by *Gardasil/Gardasil 9*, represented substantially all of the Company's revenue growth. In particular, in the aggregate, in 2023, sales of *Keytruda* and *Gardasil/Gardasil 9* represented 56% of the Company's total sales. As a result of the Company's dependence on key products, any event that adversely affects any of these products or the markets for any of these products could have a significant adverse impact on results of operations and financial condition. These events could include loss of patent protection, increased costs associated with manufacturing, generic or over-the-counter availability of the Company's product or a competitive product, the discovery of previously unknown side effects, results of post-approval trials, increased competition from the introduction of new, more effective treatments and discontinuation or removal from the market of the product for any reason. Such events could have a material adverse effect on the sales of any such products.

The Company's research and development efforts may not succeed in developing commercially successful products and the Company may not be able to acquire commercially successful products in other ways; consequently, the Company may not be able to replace sales of successful products that lose patent protection.

In order to remain competitive, the Company, like other major pharmaceutical companies, must continue to launch new products. Expected declines in sales of products after the loss of market exclusivity mean that the Company's future success is dependent on its pipeline of new products, including new products that it may develop through collaborations and joint ventures and products that it is able to obtain through license or acquisition. To accomplish this, the Company commits substantial effort, funds and other resources to research and development, both through its own dedicated resources and through various collaborations with third parties. There is a high rate of failure inherent in the research and development process for new drugs and vaccines. As a result, there is a high risk that funds invested by the Company in research programs will not generate financial returns. This risk profile is compounded by the fact that this research has a long investment cycle. To bring a pharmaceutical compound from the discovery phase to market may take a decade or more and failure can occur at any point in the process, including later in the process after significant funds have been invested.

For a description of the research and development process, see Item 1. "Business — Research and Development" above. Each phase of testing is highly regulated and during each phase there is a substantial risk that the Company will encounter serious obstacles or will not achieve its goals. Therefore, the Company may abandon a product in which it has invested substantial amounts of time and resources. Some of the risks encountered in the research and development process include the following: preclinical testing of a new compound may yield disappointing results; competing products from other manufacturers may reach the market first; clinical trials of a new drug may not be successful; a new drug may not be effective or may have harmful side effects; a new drug may not be approved by the regulators for its intended use; it may not be possible to obtain a patent for a new drug; payers may refuse to cover or reimburse the new product; or sales of a new product may be disappointing.

The Company cannot state with certainty when or whether any of its products now under development will be approved or launched; whether it will be able to develop, license or otherwise acquire compounds, product candidates or products; or whether any products, once launched, will be commercially successful. The Company must maintain a continuous flow of successful new products and successful new indications for existing products sufficient both to cover its substantial research and development costs and to replace sales that are lost as profitable products lose market exclusivity or are displaced by competing products or therapies. Failure to do so in the short term or long term would have a material adverse effect on the Company's business, results of operations, cash flow, financial condition and prospects.

The Company's success is dependent on the successful development and marketing of new products, which are subject to substantial risks.

Products that appear promising in development may fail to reach the market or fail to succeed for numerous reasons, including the following:

- findings of ineffectiveness, superior safety or efficacy of competing products, or harmful side effects in clinical or preclinical testing;
- failure to receive the necessary regulatory approvals, including delays in the approval of new products and new indications, or the anticipated labeling, and uncertainties about the time required to obtain regulatory approvals and the benefit/risk standards applied by regulatory agencies in determining whether to grant approvals;
- failure in certain markets to obtain reimbursement commensurate with the level of innovation and clinical benefit presented by the product;
- lack of economic feasibility due to manufacturing costs or other factors; and
- preclusion from commercialization by the proprietary rights of others.

In the future, if certain pipeline programs are cancelled or if the Company believes that their commercial prospects have been reduced, the Company may recognize material non-cash impairment charges for those programs that were measured at fair value and capitalized in connection with acquisitions or certain collaborations.

Failure to successfully develop and market new products in the short term or long term would have a material adverse effect on the Company's business, results of operations, cash flow, financial condition and prospects.

The Company faces continued pricing pressure with respect to its products.

The Company faces continued pricing pressure globally and, particularly in mature markets, from managed care organizations, government agencies and programs that could negatively affect the Company's sales and profit margins. In the U.S., these include (i) U.S. federal laws and regulations related to Medicare and Medicaid, including the Medicare Prescription Drug Improvement and Modernization Act of 2003, the ACA, and the IRA, (ii) practices of managed care groups and institutional and governmental purchasers, and (iii) state activities aimed at increasing price transparency, including new laws as noted above in Item 1. "Competition and the Health Care Environment." Changes to the health care system enacted as part of health care reform in the U.S., as well as increased purchasing power of entities that negotiate on behalf of Medicare, Medicaid, and private sector beneficiaries, could result in further pricing pressures. As noted in Item 1. "Competition and the Health Care Environment," in 2023, HHS included *Januvia* in the first year of the IRA's price setting program, which absent further legislative or court intervention will result in a government set price becoming effective on January 1, 2026. Furthermore, the Company anticipates that HHS will include *Keytruda* in a subsequent selection of products to undergo IRA price setting, with such price likely to be effective in early 2028. In addition, in the U.S., larger customers have received higher rebates on drugs in certain highly competitive categories. The Company must also compete to be placed on formularies of managed care organizations. Exclusion of a product from a formulary can lead to reduced usage in the managed care organization.

In order to provide information about the Company's pricing practices, the Company annually posts on its website its Pricing Transparency Report for the U.S. The report provides the Company's average annual list price and net price increases across the Company's U.S. portfolio dating back to 2010. In 2023, the Company's gross U.S. sales were reduced by 37% as a result of rebates, discounts and returns.

Outside the U.S., numerous major markets, including the EU, Japan and China have pervasive government involvement in funding health care and, in that regard, fix the pricing and reimbursement of pharmaceutical and vaccine products. Consequently, in those markets, the Company is subject to government

decision making and budgetary actions with respect to its products. In Japan, the pharmaceutical industry is subject to government-mandated annual price reductions of pharmaceutical products and certain vaccines. Furthermore, the Japanese government can order re-pricing for specific products if it determines that use of such product will exceed certain thresholds defined under applicable re-pricing rules.

The Company expects pricing pressures to continue in the future.

Unfavorable or uncertain economic conditions, together with cost-reduction measures being taken by certain governments, could negatively affect the Company's operating results.

The Company's business may be adversely affected by local and global economic conditions, including with respect to inflation, interest rates, and costs of raw materials and packaging. Uncertainty in global economic and geopolitical conditions may result in a slowdown to the global economy that could affect the Company's business by reducing the prices that drug wholesalers and retailers, hospitals, government agencies and managed health care providers may be able or willing to pay for the Company's products or by reducing the demand for the Company's products, which could in turn negatively impact the Company's sales and result in a material adverse effect on the Company's business, cash flow, results of operations, financial condition and prospects.

As discussed above in Item 1. "Competition and the Health Care Environment," global efforts toward health care cost containment continue to exert pressure on product pricing and market access worldwide. Changes to the U.S. health care system as part of health care reform, as well as increased purchasing power of entities that negotiate on behalf of Medicare, Medicaid, and private sector beneficiaries, have contributed to pricing pressure. In several international markets, government-mandated pricing actions have reduced prices of generic and patented drugs. In addition, the Company's sales performance in 2023 was negatively affected by other cost-reduction measures taken by governments and other third parties to lower health care costs. The Company anticipates all of these actions, and additional actions in the future, will negatively affect sales and profits.

If credit and economic conditions worsen, the resulting economic and currency impacts in the affected markets and globally could have a material adverse effect on the Company's results.

The Company faces intense competition from both lower cost generic products and competitors' products.

In general, the Company faces increasing competition from lower-cost generic products. The patent rights that protect its products are of varying strengths and durations. In addition, in some countries, patent protection is significantly weaker than in the U.S. or in the EU. In the U.S. and the EU, political pressure to reduce spending on prescription drugs has led to legislation and other measures that encourage the use of generic and biosimilar products. Although it is the Company's policy to actively protect its patent rights, generic challenges to the Company's products can arise at any time, and the Company's patents may not prevent the emergence of generic competition for its products.

Loss of patent protection for a product typically is followed promptly by generic substitutes, reducing the Company's sales of that product. Availability of generic substitutes for the Company's drugs may adversely affect its results of operations and cash flow. In addition, proposals emerge from time to time in the U.S. and other countries for legislation to further encourage the early and rapid approval of generic drugs. Any such proposal that is enacted into law could worsen this substantial negative effect on the Company's sales, business, cash flow, results of operations, financial condition and prospects.

Also, the Company's products face intense competition from competitors' products. This competition may increase as new products enter the market. In such an event, the competitors' products may be safer or more effective, more convenient to use, have better insurance coverage or reimbursement levels or be more effectively marketed and sold than the Company's products. Alternatively, in the case of generic competition, including the generic availability of competitors' branded products, they may be equally safe and effective products that are sold at a substantially lower price than the Company's products. As a result, if the Company fails to maintain its competitive position, this could have a material adverse effect on its business, cash flow, results of operations, financial condition and prospects. In addition, if products that were measured at fair value and capitalized in connection with acquisitions experience difficulties in the market that negatively impact product cash flows, the Company may recognize material non-cash impairment charges with respect to the value of those products.

The Company has significant global operations, which expose it to additional risks, and any adverse event could have a material adverse effect on the Company's results of operations and financial condition.

The extent of the Company's operations outside the U.S. is significant. Risks inherent in conducting a global business include:

- changes in medical reimbursement policies and programs and pricing restrictions in key markets;
- multiple regulatory requirements that could restrict the Company's ability to manufacture and sell its products in key markets;
- trade protection measures and import or export licensing requirements, including the imposition of trade sanctions or similar restrictions by the U.S. or other governments;
- foreign exchange fluctuations;
- diminished protection of intellectual property in some countries; and
- possible nationalization and expropriation.

In addition, there may be changes to the Company's business if there is instability, disruption or destruction in a significant geographic region, regardless of cause, including war, terrorism, riot, civil insurrection or social unrest; and natural or man-made disasters, including famine, flood, fire, earthquake, storm or disease. Events like these, such as the ongoing war between Russia and Ukraine, and rising conflict in the Middle East, could result in material adverse effects on macroeconomic conditions, currency exchange rates and financial markets, and may adversely affect the Company's business, results of operations and financial condition.

Climate change or legal, regulatory or market measures to address climate change may negatively affect the Company's business, results of operations, cash flows and prospects.

The Company believes that climate change has the potential to negatively affect its business and results of operations, cash flow and prospects. The Company is exposed to physical risks (such as extreme weather conditions, inland flooding or rising sea levels), risks in transitioning to a low-carbon economy (such as additional legal or regulatory requirements, changes in technology, market risk and reputational risk) and social and human effects (such as population dislocations and harm to health and well-being) associated with climate change. These risks can be either acute (short-term) or chronic (long-term).

The adverse impacts of climate change include increased frequency and severity of natural disasters and extreme weather events such as hurricanes, tornados, wildfires (exacerbated by drought), flooding, and extreme heat. Extreme weather, inland flooding and sea-level rise pose physical risks to the Company's facilities as well as those of its suppliers. Such risks include losses incurred as a result of physical damage to facilities, loss or spoilage of inventory, and business interruption caused by such natural disasters and extreme weather events. Other potential physical impacts due to climate change include reduced access to high-quality water in certain regions and the loss of biodiversity, which could impact future product development. These risks could disrupt the Company's operations and its supply chain, which may result in increased costs.

New legal or regulatory requirements may be enacted to prevent, mitigate, or adapt to the implications of a changing climate and its effects on the environment. These regulations, which may differ across jurisdictions, could result in the Company being subject to new or expanded carbon pricing or taxes, increased compliance costs, restrictions on greenhouse gas emissions, investment in new technologies, increased greenhouse gas emission disclosure (including costs resulting from mandatory or voluntary reporting, diligence or disclosure) and transparency, recurring investments in data gathering and reporting systems, upgrades of facilities to meet new building codes, and the redesign of utility systems, which could increase the Company's operating costs, including the cost of electricity and energy used by the Company. The Company's supply chain would likely be subject to these same transitional risks and would likely pass along any increased costs to the Company, which may affect the Company's ability to procure raw materials or other supplies required for the operation of the Company's business at the quantities and levels required.

Environmental, social and governance (ESG) matters may impact the Company's business and reputation.

Governmental authorities, non-governmental organizations, customers, investors, external stakeholders and employees are increasingly sensitive to ESG concerns, such as diversity and inclusion, climate change, water use, recyclability or recoverability of packaging, and plastic waste. This focus on ESG concerns may lead to new requirements that could result in increased costs associated with developing, manufacturing and distributing the Company's products, and related reporting obligations. The Company's ability to compete could also be affected by changing customer preferences and requirements, such as growing demand for validated net zero greenhouse gas emission targets and more environmentally friendly products, packaging or supplier practices, or by failure to meet such customer expectations or demand. While the Company strives to improve its ESG performance and has set certain ESG goals and initiatives, the Company risks negative shareholder reaction, including from proxy advisory services, as well as damage to its brand and reputation and inability to attract and retain employee talent, if the Company fails to meet its goals and initiatives or otherwise does not act responsibly, or if the Company is perceived to not be acting responsibly, in key ESG areas, including equitable access to medicines and vaccines, product quality and safety, diversity and inclusion, environmental stewardship, reduction of greenhouse gas emissions, support for local communities, corporate governance and transparency, and addressing human capital factors in the Company's operations. Responding to these ESG considerations and implementation of the Company's ESG goals and initiatives involves risks and uncertainties, requires investments, and depends in part on third-party performance or data that is outside of the Company's control. In addition, some stakeholders may disagree with the Company's ESG goals and initiatives. If the Company does not meet the evolving and varied ESG expectations of its investors, customers and other stakeholders, the Company could experience reduced demand for its products, loss of customers, and other negative impacts on the Company's business and results of operations. In addition, the Company is subject to expanding ESG mandatory and voluntary reporting, diligence and disclosure requirements, including the EU's Corporate Sustainability Reporting Directive (CSRD) and potentially the SEC's proposed climate-related reporting requirements, the recently enacted legislation in California requiring reporting of greenhouse gas emissions and climate risk, and similar regulatory requirements in other jurisdictions. These evolving regulatory requirements are likely to result in increased costs and complexities of compliance in order to collect, measure and report on the relevant ESG-related information.

Failure to attract and retain highly qualified personnel could affect the Company's ability to successfully develop and commercialize products.

The Company's success is largely dependent on its continued ability to attract and retain highly qualified scientific, technical and management personnel, as well as personnel with expertise in clinical research and development, governmental regulation and commercialization. Competition for qualified personnel in the pharmaceutical industry, both in the U.S. and internationally, is intense. The Company cannot be sure that it will be able to attract and retain quality personnel or that the costs of doing so will not materially increase.

The Company may experience difficulties and delays in manufacturing certain of its products, including vaccines.

Merck has, in the past, experienced difficulties in manufacturing certain of its products, including vaccines. For example, in 2020 the Company issued a product recall for *Zerbaxa* following the identification of product sterility issues and in 2023 the Company voluntarily recalled certain batches of *Vaxneuvance* in the U.S. due to instances of syringe breakage. The Company may, in the future, experience other difficulties and delays in manufacturing its products, such as (i) failure of the Company or any of its vendors or suppliers to comply with Current Good Manufacturing Practices and other applicable regulations and quality assurance guidelines that could lead to manufacturing shutdowns, product shortages and delays in product manufacturing; (ii) delays related to the construction of new facilities or the expansion of existing facilities, including those intended to support future demand for the Company's products; and (iii) other manufacturing or distribution problems including supply chain delays, shortages in raw materials, changes in manufacturing production sites and limits to manufacturing capacity due to regulatory requirements, changes in types of products produced, or physical limitations that could impact continuous supply. As previously disclosed, the Company is working to reduce the level of nitrosamines in its sitagliptin-containing medicines such as *Januvia*. The Company has made significant progress in reducing the level of nitrosamines and is now consistently releasing product in major markets that is expected to comply with the health authorities' long-term limit. However, difficulties in reducing those levels, or achieving timely regulatory approvals for required changes, could result in product shortages. In addition, the Company could experience difficulties or delays in manufacturing its products caused by natural disasters, such as hurricanes. Manufacturing difficulties can result in product shortages, leading to lost sales and reputational harm to the Company.

The Company may not be able to realize the expected benefits of its investments in emerging markets.

The Company has been taking steps to increase its sales in emerging markets. However, there is no guarantee that the Company's efforts to expand sales in these markets will succeed. Some countries within emerging markets may be especially vulnerable to periods of global financial instability or may have very limited resources to spend on health care. In order for the Company to operate successfully in emerging markets, it must attract and retain qualified personnel. The Company may also be required to increase its reliance on third-party agents within less developed markets, which may affect its ability to realize continued growth and may also increase the Company's risk exposure. In addition, many of these countries have currencies that fluctuate substantially and, if such currencies devalue and the Company cannot offset the devaluations, the Company's financial performance within such countries could be adversely affected.

The Company's business in China has grown rapidly in the past few years, and the importance of China to the Company's overall pharmaceutical and vaccines business outside the U.S. has increased accordingly. In addition to its commercial operations, the Company has significant research and manufacturing operations in China, including working with Chinese entities such as Wuxi Apptech Co., Ltd. If geopolitical tensions were to increase and disrupt the Company's operations in China, such disruption could result in a material adverse effect on the Company's product development, sales, business, cash flow, results of operations, financial condition and prospects.

Also, continued growth of the Company's business in China is dependent upon ongoing development of a favorable environment for innovative pharmaceutical products and vaccines, sustained access for the Company's currently marketed products, and the absence of trade impediments or adverse pricing controls. As noted above in Item 1. "Competition and the Health Care Environment," pricing pressure in China has increased as the Chinese government has been taking steps to reduce costs, including implementing health care reform that has led to the acceleration of generic substitution, where available. While the mechanism for drugs being added to the NRDL evolves, inclusion may require a price negotiation which could impact the outlook in the market for selected brands. A new NRDL was recently completed in which new entries averaged 60% price reductions. While pricing pressure has always existed in China, health care reform has increased this pressure in part due to the acceleration of generic substitution through the government's VBP program. In 2019, the government implemented the VBP program through a tendering process for mature products which have generic substitutes with a Generic Quality Consistency Evaluation approval. Mature products that have entered into the last five rounds of VBP had, on average, a price reduction of more than 50%. The Company expects VBP to be a semi-annual process that will have a significant impact on mature products moving forward.

For all these reasons, sales within emerging markets carry significant risks. However, at the same time, macro-economic growth of selected emerging markets is expected to lead to significant increased health care spending in those countries and access to innovative medicines for patients. A failure to maintain the Company's presence in emerging markets could therefore have a material adverse effect on the Company's business, cash flow, results of operations, financial condition and prospects.

The Company is exposed to market risk from fluctuations in currency exchange rates and interest rates.

The Company operates in multiple jurisdictions and virtually all sales are denominated in currencies of the local jurisdiction. Additionally, the Company has entered and will enter into business development transactions, borrowings or other financial transactions that may give rise to currency and interest rate exposure.

Since the Company cannot, with certainty, foresee and mitigate against such adverse changes, fluctuations in currency exchange rates, interest rates and inflation could negatively affect the Company's business, cash flow, results of operations, financial condition and prospects. For example, Argentina is currently experiencing hyperinflation, which is affecting the Company's operations in that market.

In order to mitigate against the adverse impact of these market fluctuations, the Company will from time to time enter into hedging agreements. While hedging agreements, such as currency options and forwards and interest rate swaps, may limit some of the exposure to exchange rate and interest rate fluctuations, such attempts to mitigate these risks may be costly and not always successful.

Pharmaceutical products can develop unexpected safety or efficacy concerns.

Unexpected safety or efficacy concerns can arise with respect to marketed products, whether or not scientifically justified, leading to product recalls, withdrawals, or declining sales, as well as product liability, consumer fraud and/or other claims, including potential civil or criminal governmental actions.

Reliance on third-party relationships and outsourcing arrangements could materially adversely affect the Company's business.

The Company depends on third parties, including suppliers, distributors, alliances with other pharmaceutical and biotechnology companies, and third-party service providers, for key aspects of its business including development, manufacture and commercialization of its products and support for its information technology (IT) systems. Failure of these third parties to meet their contractual, regulatory and other obligations to the Company or the development of factors that materially disrupt the relationships between the Company and these third parties could have a material adverse effect on the Company's business.

Negative events in the animal health industry could have a material adverse effect on future results of operations and financial condition of the Company or its Animal Health business.

Future sales of key animal health products could be adversely affected by a number of risk factors including certain risks that are specific to the animal health business. For example, the outbreak of disease carried by animals, such as African Swine Fever or Avian Influenza, could lead to their widespread death and precautionary destruction as well as the reduced consumption and demand for animals, which could adversely affect the Company's results of operations. Also, the outbreak of any highly contagious diseases near the Company's main production sites could require the Company to immediately halt the manufacture of its animal health products at such sites or force the Company to incur substantial expenses in procuring raw materials or products elsewhere. Other risks specific to animal health include epidemics and pandemics affecting livestock, government procurement and pricing practices, weather and global agribusiness economic events. In addition, in 2023, sales of *Bravecto* were \$1.1 billion, which represented 19% of the Company's Animal Health segment sales. Any negative event with respect to *Bravecto* could have a material adverse effect on the Company's Animal Health sales. If the Animal Health segment of the Company's business becomes more significant, the impact of any such events on future results of operations could also become more significant.

Biologics and vaccines carry unique risks and uncertainties, which could have a material adverse effect on the Company's future results of operations and financial condition.

The successful development, testing, manufacturing and commercialization of biologics and vaccines, particularly human and animal health vaccines, is a long, complex, expensive and uncertain process. There are unique risks and uncertainties related to biologics and vaccines, including:

- There may be limited access to, and supply of, normal and diseased tissue samples, cell lines, pathogens, bacteria, viral strains and other biological materials. In addition, government regulations in multiple jurisdictions, such as the U.S. and the EU, could result in restricted access to, or transport or use of, such materials. If the Company loses access to sufficient sources of such materials, or if tighter restrictions are imposed on the use of such materials, the Company may not be able to conduct research activities as planned and may incur additional development costs.
- The development, manufacturing and marketing of biologics and vaccines are subject to regulation by the FDA, the EMA and other regulatory bodies. These regulations are often more complex and extensive than the regulations applicable to other pharmaceutical products. For example, in the U.S., a BLA, including both preclinical and clinical trial data and extensive data regarding the manufacturing procedures, is required for human vaccine candidates, and FDA approval is generally required for the release of each manufactured commercial human vaccine lot.
- Manufacturing biologics and vaccines, especially in large quantities, is complex and may require the use of innovative technologies to handle living micro-organisms. Each lot of an approved biologic and vaccine must undergo thorough testing for identity, strength, quality, purity and potency. Manufacturing biologics requires facilities specifically designed for and validated for this purpose, and sophisticated quality assurance and quality control procedures are necessary. Slight deviations anywhere in the manufacturing process, including filling, labeling, packaging, storage and shipping and quality control and testing, may result in lot failures, product recalls or spoilage. When changes are made to the manufacturing process, the Company may be required to provide preclinical and clinical data showing the comparable identity, strength, quality, purity or potency of the biologics and vaccines before and after such changes.
- Biologics and vaccines are costly to manufacture because production ingredients are derived from living animal or plant material, and most biologics and vaccines cannot be made synthetically. In particular, keeping up with the demand for vaccines may be difficult due to the complexity of producing vaccines.

- The use of biologically derived ingredients can lead to variability in the manufacturing process and could lead to allegations of harm, including infections or allergic reactions, which allegations would be reviewed through a standard investigation process that could lead to closure of product facilities due to possible contamination. Any of these events could result in substantial costs.

Risks Relating to Government Regulation and Legal Proceedings

The health care industry in the U.S. has been, and will continue to be, subject to increasing regulation and political action.

As discussed above in Item 1. "Competition and the Health Care Environment," the Company believes that the health care industry will continue to be subject to increasing regulation as well as political and legal action, as future proposals to reform the health care system are considered by the Executive branch, Congress and state legislatures.

In 2022, Congress passed the IRA, which makes significant changes to how drugs are covered and paid for under the Medicare program, including the creation of financial penalties for drugs whose prices rise faster than the rate of inflation, redesign of the Medicare Part D program to require manufacturers to bear more of the liability for certain drug benefits, and government price-setting for certain Medicare Part D drugs, starting in 2026, and Medicare Part B drugs starting in 2028. As noted in Item 1. "Competition and the Health Care Environment," in 2023, HHS included *Januvia* in the first year of the IRA's price setting program, which absent further legislative or court intervention will result in a government set price becoming effective on January 1, 2026. Furthermore, the Company anticipates that HHS will include *Keytruda* in a subsequent selection of products to undergo IRA price setting, with such price likely to be effective in early 2028.

In addition, in 2021, Congress passed the American Rescue Plan Act, which included a provision that eliminates the statutory cap on rebates drug manufacturers pay to Medicaid beginning in January 2024. These rebates act as a discount off the list price and eliminating the cap means that manufacturer discounts paid to Medicaid can increase. Prior to this change, manufacturers have not been required to pay more than 100% of the Average Manufacturer Price (AMP) in rebates to state Medicaid programs for Medicaid-covered drugs. As a result of this provision, beginning in 2024, manufacturers may have to pay state Medicaid programs more in rebates than they received on sales of particular products. This change presents a risk to Merck for drugs that have high Medicaid utilization and rebate exposure that is more than 100% of the AMP.

In the U.S., the Biden Administration and Congress continue to discuss legislation designed to control health care costs, including the cost of drugs. The Company cannot predict what additional future changes in the health care industry in general, or the pharmaceutical industry in particular, will occur; however, any changes could have a material adverse effect on the Company's business, cash flow, results of operations, financial condition and prospects.

The Company's products, including products in development, cannot be marketed unless the Company obtains and maintains regulatory approval.

The Company's activities, including research, preclinical testing, clinical trials and the manufacturing and marketing of its products, are subject to extensive regulation by numerous federal, state and local governmental authorities in the U.S., including the FDA, and by foreign regulatory authorities, including in the EU, Japan and China. In the U.S., the FDA administers requirements covering the testing, approval, safety, effectiveness, manufacturing, labeling and marketing of prescription pharmaceuticals and vaccines. In some cases, the FDA requirements have increased the amount of time and resources necessary to develop new products and bring them to market in the U.S. Regulation outside the U.S. also is primarily focused on drug safety and effectiveness and, in many cases, reduction in the cost of drugs. The FDA and foreign regulatory authorities, including in the EU, Japan and China, have substantial discretion to require additional testing, to delay or withhold registration and marketing approval and to otherwise preclude distribution and sale of a product.

Even if the Company is successful in developing new products, it will not be able to market any of those products unless and until it has obtained all required regulatory approvals (which in limited circumstances may include authorizations for emergency use) in each jurisdiction where it proposes to market the new products. Once obtained, the Company must maintain approval as long as it plans to market its new products in each jurisdiction where approval is required. The Company's failure to obtain approval, significant delays in the approval process, or its failure to maintain approval in any jurisdiction will prevent it from selling the products in that jurisdiction and realizing sales.

Developments following regulatory approval may adversely affect sales of the Company's products.

Even after a product reaches the market, certain developments following regulatory approval may decrease demand for the Company's products, including the following:

- results in post-approval Phase 4 trials or other studies;
- the re-review of products that are already marketed;
- the recall or loss of marketing approval of products that are already marketed;
- changing government standards or public expectations regarding safety, efficacy, quality or labeling changes;
- scrutiny of advertising and promotion; and
- the withdrawal of indications granted pursuant to accelerated approvals.

In the past, clinical trials and post-marketing surveillance of certain marketed drugs of the Company and of competitors within the industry have raised concerns that have led to recalls, withdrawals or adverse labeling of marketed products. Clinical trials and post-marketing surveillance of certain marketed drugs also have raised concerns among some prescribers and patients relating to the safety or efficacy of pharmaceutical products in general that have negatively affected the sales of such products. In addition, increased scrutiny of the outcomes of clinical trials has led to increased volatility in market reaction. Further, these matters often attract litigation and, even where the basis for the litigation is groundless, considerable resources may be needed to respond.

In addition, following in the wake of product withdrawals and other significant safety issues, health authorities such as the FDA, the EMA, Japan's PMDA and China's NMPA have increased their focus on safety when assessing the benefit/risk balance of drugs. Some health authorities appear to have become more cautious when making decisions about approvability of new products or indications.

If previously unknown side effects are discovered or if there is an increase in negative publicity regarding known side effects of any of the Company's products, it could significantly reduce demand for the product or require the Company to take actions that could negatively affect sales, including removing the product from the market, restricting its distribution or applying for labeling changes. Further, in the current environment in which all pharmaceutical companies operate, the Company is at risk for product liability and consumer protection claims and civil and criminal governmental actions related to its products, research and/or marketing activities. In addition, dissemination of promotional materials through evolving digital channels serves to increase visibility and scrutiny in the marketplace.

The Company is subject to a variety of U.S. and international laws and regulations.

The Company is currently subject to a number of government laws and regulations and, in the future, could become subject to new government laws and regulations. The costs of compliance with such laws and regulations, or the negative results of non-compliance, could adversely affect the business, cash flow, results of operations, financial condition and prospects of the Company; these laws and regulations include (i) additional health care reform initiatives in the U.S. or in other countries, including additional mandatory discounts or fees; (ii) the U.S. Foreign Corrupt Practices Act (FCPA) or other anti-bribery and corruption laws; (iii) new laws, regulations and judicial or other governmental decisions affecting pricing, drug reimbursement, and access or marketing within or across jurisdictions; (iv) changes in intellectual property laws; (v) changes in accounting standards; (vi) new and increasing data privacy regulations and enforcement, particularly in the EU, the U.S., and China; (vii) legislative mandates or preferences for local manufacturing of pharmaceutical or vaccine products; (viii) emerging and new global regulatory requirements for reporting payments and other value transfers to health care professionals; (ix) environmental regulations, such as the EU's CSRD; and (x) the potential impact of importation restrictions, embargoes, trade sanctions and legislative and/or other regulatory changes.

The Company is subject to evolving and complex tax laws, which may result in additional liabilities that may affect results of operations and financial condition.

The Company is subject to evolving and complex tax laws in the jurisdictions in which it operates. Significant judgment is required for determining the Company's tax liabilities, and the Company's tax returns are routinely examined by various tax authorities. In connection with the Organization for Economic Cooperation and Development (OECD) Base Erosion and Profit Shifting project, companies are required to disclose more information to tax authorities on operations around the world, which may lead to greater audit scrutiny of profits earned in other

countries. The Company believes that its accrual for tax contingencies is adequate for all open years based on past experience, interpretations of tax law, and judgments about potential actions by tax authorities; however, due to the complexity of tax contingencies, the ultimate resolution of any tax matters may result in payments greater or less than amounts accrued. In addition, the Company may be negatively affected by changes in tax laws, or new tax laws, affecting, for example, tax rates, and/or revised tax law interpretations in domestic or foreign jurisdictions, including, among others, any potential changes to the existing U.S. tax law by the current U.S. Presidential administration and Congress, as well as any changes in tax law resulting from the implementation of the OECD's two-pillar solution to reform the international tax landscape.

The Company has taken the position, based on the opinions of tax counsel, that its distribution of Organon common stock in connection with the 2021 Spin-Off qualifies as a transaction that is tax-free for U.S. federal income tax purposes. If any facts, assumptions, representations, and undertakings from the Company and Organon regarding the past and future conduct of their respective businesses and other matters are incorrect or not otherwise satisfied, the Spin-Off may not qualify for tax-free treatment, which could result in significant U.S. federal income tax liabilities for the Company and its shareholders.

Adverse outcomes in current or future legal matters could negatively affect Merck's business.

Current or future litigation, claims, proceedings and government investigations could preclude or delay the commercialization of Merck's products or could adversely affect Merck's business, results of operations, cash flow, prospects and financial condition. Such legal matters may include, but are not limited to: (i) intellectual property disputes; (ii) adverse decisions in litigation, including product safety and liability, consumer protection and commercial cases; (iii) anti-bribery regulations, such as the FCPA, including compliance with ongoing reporting obligations to the government resulting from any settlements; (iv) recalls or withdrawals of pharmaceutical products or forced closings of manufacturing plants; (v) product pricing and promotional matters; (vi) lawsuits, claims and administrative proceedings asserting, or investigations into, violations of securities, antitrust, Federal and state pricing, consumer protection, data privacy and other laws and regulations; (vii) environmental, health, safety and sustainability matters, including regulatory actions in response to climate change; and (viii) tax liabilities resulting from assessments from tax authorities.

See Item 8. "Financial Statements and Supplementary Data," Note 11, "Contingencies and Environmental Liabilities" for more information on the Company's legal matters.

Product liability insurance for products may be limited, cost prohibitive or unavailable.

As a result of a number of factors, product liability insurance has become less available while the cost of such insurance has increased significantly. The Company is subject to a substantial number of product liability claims. See Item 8. "Financial Statements and Supplementary Data," Note 11. "Contingencies and Environmental Liabilities" below for more information on the Company's current product liability litigation. With respect to product liability, the Company self-insures substantially all of its risk, as the availability of commercial insurance has become more restrictive. The Company has evaluated its risks and has determined that the cost of obtaining product liability insurance outweighs the likely benefits of the coverage that is available and, as such, has no insurance for most product liabilities. The Company will continually assess the most efficient means to address its risk; however, there can be no guarantee that insurance coverage will be obtained or, if obtained, will be sufficient to fully cover product liabilities that may arise.

Risks Related to Technology

The Company is increasingly dependent on sophisticated software applications and computing infrastructure. The Company continues to be a target of cyber-attacks that could lead to a disruption of its worldwide operations, including manufacturing, research and sales operations.

The Company is increasingly dependent on sophisticated software applications, complex information technology systems, computing infrastructure, and cloud service providers (collectively, IT systems) to conduct critical operations and financial reporting. Certain of these systems are managed, hosted, provided or used by third parties to assist in conducting the Company's business. Disruption, degradation, or manipulation of these IT systems through intentional or accidental means by the Company's employees, third parties with authorized access or unauthorized third parties could adversely affect key business processes. Cyber-attacks against the Company's IT systems or third-party providers' IT systems, such as cloud-based systems, could result in exposure of confidential information, the modification of critical data, and/or the failure of critical operations. Misuse of any of these IT systems could result in the disclosure of sensitive personal information or the theft of trade secrets, intellectual property, or other confidential business information. The Company continues to leverage new and innovative technologies across the enterprise to replace outmoded technology and improve the efficacy and efficiency of its business processes, including data

acquisition; the use of which can create new risks. In addition, the Company's Animal Health business sells technology products that, when deployed, could potentially be compromised by a third party and cause disruption both internally and externally.

Although the aggregate impact of cyber-attacks and network disruptions on the Company's operations and financial condition has not been material to date, the Company continues to be a target of events of this nature and expects them to continue. The Company monitors its data, information technology and personnel usage of Company IT systems to identify and attempt to reduce these risks and continues to do so on an ongoing basis for any current or potential threats. There can be no assurance that the Company's efforts to protect its data and IT systems or the efforts of third-party providers to protect their IT systems will be successful in preventing disruptions to the Company's operations, including its manufacturing, research, and sales operations. Such disruptions have in the past and could in the future result in loss of revenue, or the loss of critical or sensitive information from the Company's or the Company's third-party providers' databases or IT systems and have in the past and could in the future also result in financial, legal, business or reputational harm to the Company and substantial remediation costs.

The Company's growing use of artificial intelligence (AI) systems to automate processes, analyze data, and support decision-making poses inherent risks. Flaws, biases, or malfunctions in these systems could lead to operational disruptions, data loss, or erroneous decision-making, impacting the Company's business operations, financial condition, and reputation. Ethical and legal challenges may arise, including biases or discrimination in AI outcomes, non-compliance with data protection regulations, and lack of transparency. Furthermore, the deployment of AI systems could expose the Company to increased cybersecurity threats, such as data breaches and unauthorized access leading to financial losses, legal liabilities, and reputational damage. The Company also faces competitive risks if it fails to adopt AI or other machine learning technologies in a timely fashion.

Social media and mobile messaging platforms present risks and challenges.

The inappropriate and/or unauthorized use of certain social media and mobile messaging channels could cause brand damage or information leakage or could lead to legal implications, including from the improper collection and/or dissemination of personally identifiable information. In addition, negative or inaccurate posts or comments about the Company or its products on any social networking platforms could damage the Company's reputation, brand image and goodwill. Further, the disclosure of non-public Company-sensitive information by the Company's workforce or others through external media channels could lead to information loss. Although there are internal Company Social Media and Mobile Messaging Policies that guide employees on appropriate personal and professional use of these platforms for communication about the Company, the processes in place may not completely secure and protect information. Identifying new points of entry as new communication tools expand also presents new challenges.

Cautionary Factors that May Affect Future Results

(Cautionary Statements Under the Private Securities Litigation Reform Act of 1995)

This report and other written reports and oral statements made from time to time by the Company may contain so-called "forward-looking statements," all of which are based on management's current expectations and are subject to risks and uncertainties which may cause results to differ materially from those set forth in the statements. One can identify these forward-looking statements by their use of words such as "anticipates," "expects," "plans," "will," "estimates," "forecasts," "projects" and other words of similar meaning, or negative variations of any of the foregoing. One can also identify them by the fact that they do not relate strictly to historical or current facts. These statements are likely to address the Company's growth strategy, financial results, product approvals, product potential, development programs, environmental or other sustainability initiatives. One must carefully consider any such statement and should understand that many factors could cause actual results to differ materially from the Company's forward-looking statements. These factors include inaccurate assumptions and a broad variety of other risks and uncertainties, including some that are known and some that are not. No forward-looking statement can be guaranteed and actual future results may vary materially. The Company does not assume the obligation to update any forward-looking statement. The Company cautions you not to place undue reliance on these forward-looking statements. Although it is not possible to predict or identify all such factors, they may include the following:

- Competition from generic and/or biosimilar products as the Company's products lose patent protection.
- Increased "brand" competition in therapeutic areas important to the Company's long-term business performance.
- The difficulties and uncertainties inherent in new product development. The outcome of the lengthy and complex process of new product development is inherently uncertain. A drug candidate can fail at any stage of

the process and one or more late-stage product candidates could fail to receive regulatory approval. New product candidates may appear promising in development but fail to reach the market because of efficacy or safety concerns, the inability to obtain necessary regulatory approvals, the difficulty or excessive cost to manufacture and/or the infringement of patents or intellectual property rights of others. Furthermore, the sales of new products may prove to be disappointing and fail to reach anticipated levels.

- Pricing pressures, both in the U.S. and abroad, including rules and practices of managed care groups, judicial decisions and governmental laws and regulations related to Medicare, Medicaid and health care reform, pharmaceutical reimbursement and pricing in general.
- Changes in government laws and regulations, including laws governing intellectual property, and the enforcement thereof affecting the Company's business.
- Efficacy or safety concerns with respect to marketed products, whether or not scientifically justified, leading to product recalls, withdrawals or declining sales.
- Significant changes in customer relationships or changes in the behavior and spending patterns of purchasers of health care products and services, including delaying medical procedures, rationing prescription medications, reducing the frequency of physician visits and foregoing health care insurance coverage.
- Legal factors, including product liability claims, antitrust litigation and governmental investigations, including tax disputes, environmental concerns and patent disputes with branded and generic competitors, any of which could preclude commercialization of products or negatively affect the profitability of existing products.
- Cyber-attacks on the Company's or third-party providers' information technology systems, which could disrupt the Company's operations.
- Lost market opportunity resulting from delays and uncertainties in the approval process of the FDA and/or foreign regulatory authorities.
- Increased focus on privacy issues in countries around the world, including the U.S., the EU, and China. The legislative and regulatory landscape for privacy and data protection continues to evolve, and there has been an increasing amount of focus on privacy and data protection issues with the potential to affect directly the Company's business, including laws in a majority of states in the U.S. requiring security breach notification.
- Changes in tax laws including changes related to the taxation of foreign earnings.
- Changes in accounting pronouncements promulgated by standard-setting or regulatory bodies, including the Financial Accounting Standards Board and the SEC, that are adverse to the Company.
- Economic factors over which the Company has no control, including changes in inflation, interest rates and foreign currency exchange rates.

This list should not be considered an exhaustive statement of all potential risks and uncertainties. See "Risk Factors" above.

Item 1B. Unresolved Staff Comments.

None.

Item 1C. Cybersecurity

The Company's cybersecurity measures are primarily focused on ensuring the security and protection of its information technology systems and data. The Company's information security program is managed by a dedicated Chief Information Security Officer (CISO), whose group is responsible for leading enterprise-wide cybersecurity risk management, strategy, policy, standards, architecture, and processes. The CISO has worked in the cybersecurity and national security fields for more than 30 years. He has a Master of Science in Telecommunications and Computers. He has served as a board member of the Health Information Sharing and Analysis Center for 10 years. Oversight of the information security program has been integrated into the Company's overall enterprise risk management program.

The CISO provides periodic reports to the Audit Committee (Audit Committee) of the Board of Directors (Board), the full Board, as well as to the Company's Chief Executive Officer and other members of senior management, as appropriate. These reports include updates on the Company's cybersecurity risks and threats, the status of projects intended to strengthen its information security systems, assessments of the information security program (including remediation, mitigation, and management of identified vulnerabilities), and the emerging threat landscape. The information security program is regularly evaluated by internal and external consultants and auditors

with the results of those reviews reported to senior management and the Audit Committee, which is comprised entirely of independent directors and has oversight responsibility for these risks.

The Company's information security group monitors the Company's information systems to prevent, detect, mitigate, and remediate cybersecurity incidents. The Company uses tools and techniques to continually assess and monitor, manage and mitigate cybersecurity threats to its IT systems in a manner consistent with industry practice. The Company engages with key vendors, industry participants, and intelligence and law enforcement communities as part of its continuing efforts to obtain current threat intelligence, collaborate on security enhancements, and evaluate and improve the effectiveness of its information security program. As part of this program, the Company conducts periodic tabletop exercises to assess its cybersecurity incident response processes. The Company also maintains vendor management diligence and oversight processes to identify and monitor potential risks from cybersecurity threats attendant to its use of third-party service providers. Additionally, the Company monitors cybersecurity threat intelligence received from key third-party service providers associated with the Company.

In the event of a cybersecurity incident, the Company has a process in place whereby members of the security group will alert the CISO and the CISO will alert the appropriate levels of management, including an incident assessment team, as well as the legal and finance departments so that the materiality of any such event can be assessed in furtherance of fulfilling any reporting requirements. If warranted, senior management will notify the Audit Committee or the full Board, as appropriate.

The Company has been and continues to be the target of cyber-attacks and network disruptions. To date, the risks posed by such cybersecurity threats have not materially affected the Company and its business strategy, results of operations and financial condition, and as of the date of this report, the Company is not aware of any material risks from cybersecurity threats that are reasonably likely to do so, but there can be no assurance that the Company will not be materially affected by such risks in the future. For further information, see Item 1A. "Risk Factors — The Company is increasingly dependent on sophisticated software applications and computing infrastructure. The Company continues to be a target of cyber-attacks that could lead to a disruption of its worldwide operations, including manufacturing, research and sales operations."

Item 2. Properties.

The Company's corporate headquarters are located in Rahway, New Jersey. The Company also maintains divisional headquarters in Upper Gwynedd, Pennsylvania. Principal U.S. research facilities are located in Rahway and Kenilworth, New Jersey; West Point, Pennsylvania; Boston and Cambridge, Massachusetts; South San Francisco, California; and Elkhorn, Nebraska (Animal Health). Principal research facilities outside the U.S. are located in the United Kingdom, Switzerland and China. Merck's manufacturing operations are currently headquartered in Rahway, New Jersey. The Company also has production facilities for human health products at six locations in the U.S. and Puerto Rico. Outside the U.S., through subsidiaries, the Company owns or has an interest in manufacturing plants or other properties in Western Europe, Africa and Asia.

The Company and its subsidiaries own their principal facilities and manufacturing plants under titles that they consider to be satisfactory. The Company believes that its properties are in good operating condition and that its machinery and equipment have been well maintained. The Company believes that its plants for the manufacture of products are suitable for their intended purposes and have capacities and projected capacities, including previously disclosed capital expansion projects, that will be adequate for current and projected needs for existing Company products. Some capacity of the plants is being converted, with any needed modification, to the requirements of newly introduced and future products.

Item 3. Legal Proceedings.

The information called for by this Item is incorporated herein by reference to Item 8. "Financial Statements and Supplementary Data," Note 11. "Contingencies and Environmental Liabilities".

Item 4. Mine Safety Disclosures.

Not Applicable.

Executive Officers of the Registrant (ages as of February 1, 2024)

All officers listed below serve at the pleasure of the Board of Directors. None of these officers was elected pursuant to any arrangement or understanding between the officer and any other person(s).

Name	Age	Offices and Business Experience
Robert M. Davis	57	Chairman, Chief Executive Officer and President (since December 2022); Chief Executive Officer and President (July 2021-December 2022); Executive Vice President, Global Services, and Chief Financial Officer (April 2016-July 2021)
Sanat Chattopadhyay	64	Executive Vice President and President, Merck Manufacturing Division (since March 2016)
Richard R. DeLuca, Jr.	61	Executive Vice President and President, Merck Animal Health (since September 2011)
Cristal Downing	55	Executive Vice President and Chief Communications & Public Affairs Officer (since August 2021); Prior to that, Vice President Medical Devices, Global Communications and Public Affairs Johnson & Johnson (December 2020-August 2021); Vice President Financial Communication, Johnson & Johnson (January 2018-December 2020)
Chirfi Guindo	58	Senior Vice President, Chief Marketing Officer, Human Health (since July 2022); Prior to that, Executive Vice President, Head of Global Product Strategy and Commercialization, Biogen Inc. (July 2018-July 2022)
Michael A. Klobuchar	48	Executive Vice President, Chief Strategy Officer (since July 2021); Senior Vice President, CFO of Merck R&D and Head of Global Portfolio and Alliance Management (January 2019-June 2021)
Dean Li	61	Executive Vice President, President, Merck Research Laboratories (since January 2021); Senior Vice President, Discovery Sciences and Translational Medicine, Merck Research Laboratories (November 2017-January 2021)
Caroline Litchfield	55	Executive Vice President and Chief Financial Officer (since April 2021); Senior Vice President, Corporate Treasurer (January 2018-March 2021)
Steven C. Mizell	63	Executive Vice President, Chief Human Resources Officer (since October 2018)
Johannes J. Oosthuizen	56	Senior Vice President and President Merck U.S. Human Health (since January 2022); Senior Vice President and Head of Global Oncology Commercial (January 2021-December 2021); Senior Vice President and President of MSD K.K. (July 2016-December 2020)
Joseph Romanelli	50	Senior Vice President and President MSD International Human Health (since July 2022); Prior to that, Chief Executive Officer JiXing Pharmaceuticals (July 2021-July 2022); President MSD China (December 2016-July 2021)
Dalton Smart	57	Senior Vice President Finance – Global Controller (since December 2023); Vice President, Assistant Controller (September 2023-December 2023); Vice President, Internal Audit (March 2015-September 2023)
David M. Williams	55	Executive Vice President, Chief Information and Digital Officer (since August 2020); Acting Chief Information and Digital Officer (December 2019-August 2020); Vice President and Chief Information Officer, Merck Animal Health (May 2017-December 2019)
Jennifer Zachary	46	Executive Vice President and General Counsel (since April 2018)

On February 1, 2024, the Company announced that Steven C. Mizell, chief human resources officer, will retire from the Company, effective July 1, 2024. On February 5, 2024, the Company announced that Ms. Betty D. Larson will join the Company and assume the role as chief human resources officer, effective at the beginning of April 2024, at which time Ms. Larson will become, and Mr. Mizell will cease to be, an Executive Officer of the Company. Mr. Mizell will remain in a strategic advisory role at the Company until his retirement.

Name	Age	Offices and Business Experience
Betty D. Larson	48	Chief People Officer, GE HealthCare (since February 2022); Executive Vice President and Chief Human Resources Officer, Becton Dickinson (June 2018-February 2022)

PART II

Item 5. Market for Registrant’s Common Equity, Related Stockholder Matters and Issuer Purchases of Equity Securities.

The principal market for trading of the Company’s Common Stock is the New York Stock Exchange (NYSE) under the symbol MRK.

As of January 31, 2024, there were approximately 90,400 shareholders of record of the Company’s Common Stock.

Issuer purchases of equity securities for the three months ended December 31, 2023 were as follows:

Issuer Purchases of Equity Securities

Period	Total Number of Shares Purchased ⁽¹⁾	Average Price Paid Per Share	Total Number of Shares Purchased as Part of Publicly Announced Plans or Programs	(\$ in millions)
				Approximate Dollar Value of Shares That May Yet Be Purchased Under the Plans or Programs ⁽¹⁾
October 1 — October 31	1,309,424	\$103.26	1,309,424	\$3,959
November 1 — November 30	1,395,457	\$102.30	1,395,457	\$3,816
December 1 — December 31	1,100,500	\$104.84	1,100,500	\$3,701
Total	3,805,381	\$103.36	3,805,381	

⁽¹⁾ All shares purchased during the period were made as part of a plan approved by the Board of Directors in October 2018 to purchase up to \$10 billion in Merck shares for its treasury.

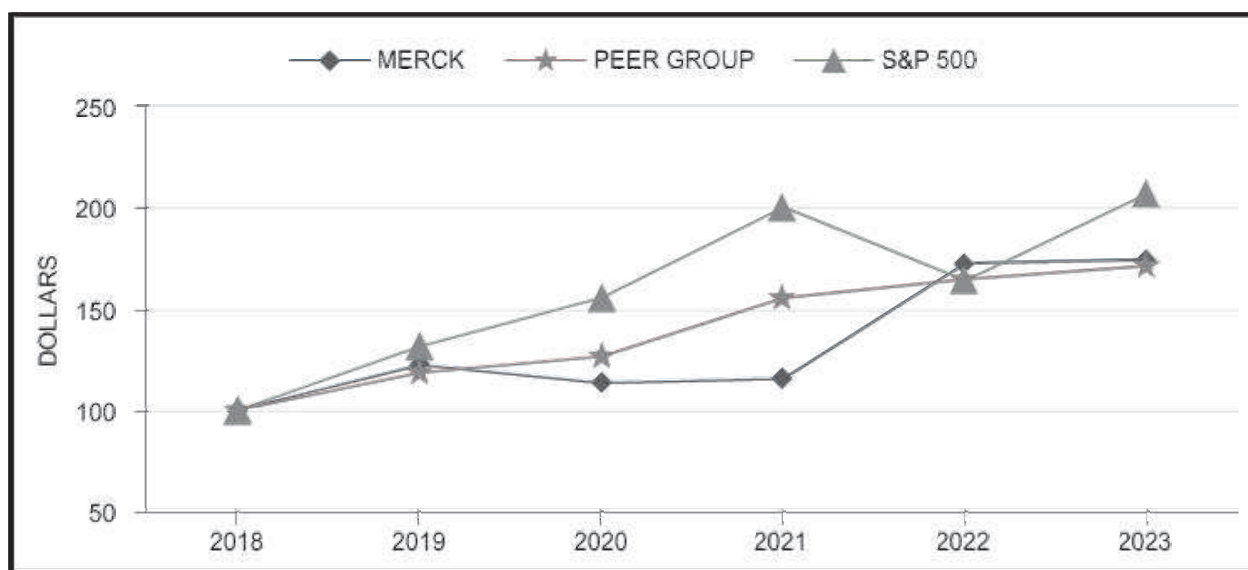
Performance Graph

The following graph assumes a \$100 investment on December 31, 2018, and reinvestment of all dividends, in each of the Company's Common Stock, the S&P 500 Index, and a composite peer group of major U.S. and European-based pharmaceutical companies, which are: AbbVie Inc., Amgen Inc., AstraZeneca plc, Bristol-Myers Squibb Company, Johnson & Johnson, Eli Lilly and Company, Gilead Sciences Inc., GlaxoSmithKline plc, Novartis AG, Pfizer Inc., Roche Holding AG, and Sanofi SA.

Comparison of Five-Year Cumulative Total Return

Merck & Co., Inc., Composite Peer Group and S&P 500 Index

	End of Period Value	2023/2018 CAGR*
MERCK	\$174	12%
PEER GROUP**	171	11%
S&P 500	207	16%



	2018	2019	2020	2021	2022	2023
MERCK	100.0	122.3	113.4	115.5	172.5	174.3
PEER GROUP	100.0	118.5	126.5	155.4	164.6	171.2
S&P 500	100.0	131.5	155.6	200.3	164.0	207.0

* Compound Annual Growth Rate

** Peer group average was calculated on a market cap weighted basis as of December 31, 2018.

This Performance Graph will not be deemed to be incorporated by reference into any filing under the Securities Act of 1933 or the Securities Exchange Act of 1934, except to the extent that the Company specifically incorporates it by reference. In addition, the Performance Graph will not be deemed to be "soliciting material" or to be "filed" with the SEC or subject to Regulation 14A or 14C, other than as provided in Regulation S-K, or to the liabilities of section 18 of the Securities Exchange Act of 1934, except to the extent that the Company specifically requests that such information be treated as soliciting material or specifically incorporates it by reference into a filing under the Securities Act or the Exchange Act.

Item 6. [Reserved]

Item 7. Management’s Discussion and Analysis of Financial Condition and Results of Operations.

The following section of this Form 10-K generally discusses 2023 and 2022 results and year-to-year comparisons between 2023 and 2022. Discussion of 2021 results and year-to-year comparisons between 2022 and 2021 that are not included in this Form 10-K can be found in Part II, Item 7. “Management’s Discussion and Analysis of Financial Condition and Results of Operations” in the Company’s Annual Report on Form 10-K for the fiscal year ended December 31, 2022 filed on February 24, 2023.

Description of Merck’s Business

Merck & Co., Inc. (Merck or the Company) is a global health care company that delivers innovative health solutions through its prescription medicines, including biologic therapies, vaccines and animal health products. The Company’s operations are principally managed on a product basis and include two operating segments, Pharmaceutical and Animal Health, both of which are reportable segments.

The Pharmaceutical segment includes human health pharmaceutical and vaccine products. Human health pharmaceutical products consist of therapeutic and preventive agents, generally sold by prescription, for the treatment of human disorders. The Company sells these human health pharmaceutical products primarily to drug wholesalers and retailers, hospitals, government agencies and managed health care providers such as health maintenance organizations, pharmacy benefit managers and other institutions. Human health vaccine products consist of preventive pediatric, adolescent and adult vaccines. The Company sells these human health vaccines primarily to physicians, wholesalers, distributors and government entities.

The Animal Health segment discovers, develops, manufactures and markets a wide range of veterinary pharmaceutical and vaccine products, as well as health management solutions and services, for the prevention, treatment and control of disease in all major livestock and companion animal species. The Company also offers an extensive suite of digitally connected identification, traceability and monitoring products. The Company sells its products to veterinarians, distributors, animal producers, farmers and pet owners.

On June 2, 2021, Merck completed the spin-off of products from its women’s health, biosimilars and established brands businesses into a new, independent, publicly traded company named Organon & Co. (Organon) through a distribution of Organon’s publicly traded stock to Company shareholders. The established brands included in the transaction consisted of dermatology, non-opioid pain management, respiratory, select cardiovascular products, as well as the rest of Merck’s diversified brands franchise. The historical results of the businesses that were contributed to Organon in the spin-off have been reflected as discontinued operations in the Company’s consolidated financial statements through the date of the spin-off (see Note 5 to the consolidated financial statements).

Overview

Financial Highlights

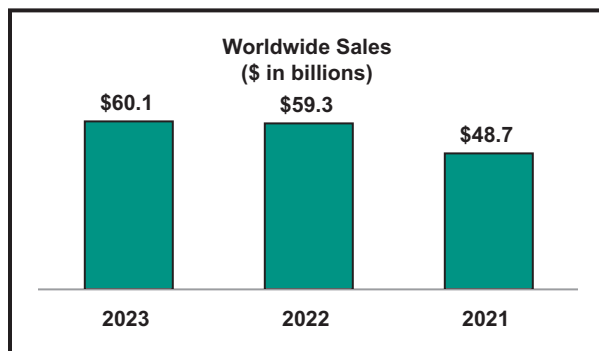
(\$ in millions except per share amounts)	2023	% Change	% Change Excluding Foreign Exchange	2022	% Change	% Change Excluding Foreign Exchange	2021
Sales	\$ 60,115	1 %	4 %	\$ 59,283	22 %	26 %	\$ 48,704
Net Income from Continuing Operations Attributable to Merck & Co., Inc.:							
GAAP	\$ 365	(97)%	(95)%	\$ 14,519	18 %	21 %	\$ 12,345
Non-GAAP ⁽¹⁾	\$ 3,837	(80)%	(75)%	\$ 19,005	40 %	43 %	\$ 13,623
Earnings per Common Share Assuming Dilution from Continuing Operations Attributable to Merck & Co., Inc. Common Shareholders:							
GAAP	\$ 0.14	(98)%	(95)%	\$ 5.71	17 %	21 %	\$ 4.86
Non-GAAP ⁽¹⁾	\$ 1.51	(80)%	(75)%	\$ 7.48	39 %	43 %	\$ 5.37

⁽¹⁾ Non-GAAP net income and non-GAAP earnings per share (EPS) exclude acquisition- and divestiture-related costs, restructuring costs, income and losses from investments in equity securities, and certain other items from Merck’s results prepared in accordance with generally accepted accounting principles in the U.S. (GAAP). For further discussion and a reconciliation of GAAP to non-GAAP net income and EPS, see “Non-GAAP Income and Non-GAAP EPS from Continuing Operations” below.

Executive Summary

Merck’s performance during 2023 reflects strong execution of its science-led strategy. The Company benefited from strong underlying demand across its innovative portfolio, made disciplined investments to leverage

leading edge science, and advanced its broad pipeline which includes growing diversity across new therapeutic areas and modalities. Additionally, Merck completed several strategic business development transactions and returned capital to shareholders, primarily through dividends.



Worldwide sales were \$60.1 billion in 2023, an increase of 1% compared with 2022, or 4% excluding the unfavorable effect of foreign exchange. The sales increase was primarily due to growth in oncology, vaccines, hospital acute care and animal health, partially offset by declines in virology (driven by lower sales of COVID-19 medication *Lagevrio*) and diabetes.

Merck continues to execute strategic business development opportunities to augment its robust internal pipeline with compelling external science. Highlights of 2023 activity include the following:

- Entered into a global development and commercialization agreement for three of Daiichi Sankyo's deruxtecan (DXd) antibody drug conjugate (ADC) candidates, which are in various stages of clinical development for the treatment of multiple solid tumors both as monotherapy and/or in combination with other treatments.
- Acquired Prometheus Biosciences, Inc. (Prometheus), a clinical-stage biotechnology company pioneering a precision medicine approach for the discovery, development, and commercialization of novel therapeutic and companion diagnostic products for the treatment of immune-mediated diseases including ulcerative colitis, Crohn's disease, and other autoimmune conditions.
- Closed a license and collaboration agreement expanding the Company's relationship with Kelun-Biotech pursuant to which Merck gained exclusive rights for the research, development, manufacture and commercialization of up to now five investigational preclinical ADCs for the treatment of cancer (Kelun-Biotech retained rights for certain licensed and option ADCs for Chinese mainland, Hong Kong and Macau).
- Acquired Imago BioSciences, Inc. (Imago), a clinical-stage biopharmaceutical company developing new medicines for the treatment of myeloproliferative neoplasms and other bone marrow diseases.

During 2023, the Company received more than 25 regulatory approvals in major markets, including numerous regulatory approvals within oncology. *Keytruda* received approval for additional indications in the U.S. and/or internationally as monotherapy in the therapeutic areas of non-small-cell lung cancer (NSCLC) and primary mediastinal large B-cell lymphoma (PMBCL), in combination with chemotherapy in the therapeutic areas of biliary tract cancer, gastric or gastroesophageal junction (GEJ) adenocarcinoma and NSCLC, as well as in combination with Padcev (enfortunab vedotin-ejfv) for advanced urothelial cancer. Lynparza, which is being developed in collaboration with AstraZeneca PLC (AstraZeneca), received approvals in the U.S. in combination with abiraterone and prednisone or prednisolone and in Japan in combination with abiraterone and prednisolone - both for the treatment of certain adult patients with *BRCA*-mutated (*BRCAm*) metastatic castration-resistant prostate cancer (mCRPC). *Welireg* was approved for a supplemental indication in the U.S. for the treatment of adult patients with advanced renal cell carcinoma (RCC) following a programmed death receptor-1 (PD-1) or programmed death-ligand (PD-L1) inhibitor and a vascular endothelial growth factor tyrosine kinase inhibitor (VEGF-TKI).

Additionally, in 2023, *Prevymis* was approved for a supplemental indication in both the U.S. and the EU for prophylaxis (prevention) of cytomegalovirus (CMV) disease in certain adult kidney transplant recipients at high risk.

In addition to the recent regulatory approvals discussed above, the Company advanced its late-stage pipeline with several regulatory submissions.

- MK-7962, sotatercept, a novel investigational activin signaling inhibitor is under priority review by the U.S. Food and Drug Administration (FDA) and under review by the European Medicines Agency for the treatment of adult patients with pulmonary arterial hypertension (PAH).

- V116, an investigational 21-valent pneumococcal conjugate vaccine for the prevention of invasive pneumococcal disease and pneumococcal pneumonia in adults, is also under priority review by the FDA.
- MK-1022, patritumab deruxtecan, is an ADC being evaluated for the treatment of certain types of NSCLC under priority review by the FDA. Patritumab deruxtecan is part of a collaboration with Daiichi Sankyo.
- Additionally, *Keytruda* is under review in the U.S. and/or in international markets for supplemental indications for the treatment of certain patients with biliary tract, cervical, endometrial, gastric, non-small-cell lung and urothelial cancers.
- *Welireg* is under review in the EU for the treatment of certain patients with advanced RCC and for the treatment of von Hippel-Lindau disease.

During 2023, the Company initiated more than 20 Phase 3 studies across multiple asset classes, including the progression of eight novel candidates.

The Company is diversifying its oncology portfolio and executing on its strategy which is broadly based on three strategic pillars: immuno-oncology, precision molecular targeting and tissue targeting. Merck's Phase 3 oncology programs within these pillars are as follows:

Immuno-oncology

- *Keytruda* in the therapeutic areas of cutaneous squamous cell, hepatocellular, mesothelioma, ovarian and small-cell lung cancers;
- MK-1308A, the coformulation of quavonlimab, Merck's novel investigational anti-CTLA-4 antibody, and pembrolizumab for RCC;
- MK-3475A, the subcutaneous coformulation of pembrolizumab with hyaluronidase for certain types of NSCLC;
- MK-4280A, the coformulation of favezelimab, Merck's novel investigational anti-LAG3 therapy, and pembrolizumab for colorectal cancer and hematological malignancies;
- MK-7684A, the coformulation of vibostolimab, an anti-TIGIT therapy, and pembrolizumab for certain types of melanoma, non-small-cell and small-cell lung cancers; and
- V940, an investigational individualized neoantigen therapy, in combination with *Keytruda*, for certain types of melanoma and NSCLC, being developed in collaboration with Moderna.

Precision molecular targeting

- Lynparza in combination with *Keytruda* for non-small-cell lung and small-cell lung cancers;
- Lenvima, being developed in collaboration with Eisai Co., Ltd. (Eisai), in combination with *Keytruda* for certain types of esophageal and gastric cancers;
- MK-1026, nemtabrutinib, an oral, reversible, non-covalent Bruton's tyrosine kinase (BTK) inhibitor, for hematological malignancies;
- MK-3543, bomedemstat, an investigational orally available lysine-specific demethylase 1 inhibitor for myeloproliferative disorders; and
- MK-5684, an investigational cytochrome P450 11A1 (CYP11A1) inhibitor being developed in collaboration with Orion Corporation (Orion) for mCRPC.

Tissue targeting

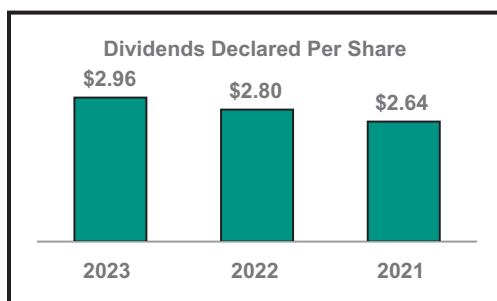
- MK-2870, an investigational trophoblast cell-surface antigen 2 (TROP2)-directed ADC being developed in collaboration with Kelun-Biotech for endometrial carcinoma and certain types of NSCLC.

Additionally, the Company currently has candidates in Phase 3 clinical development in several other therapeutic areas including:

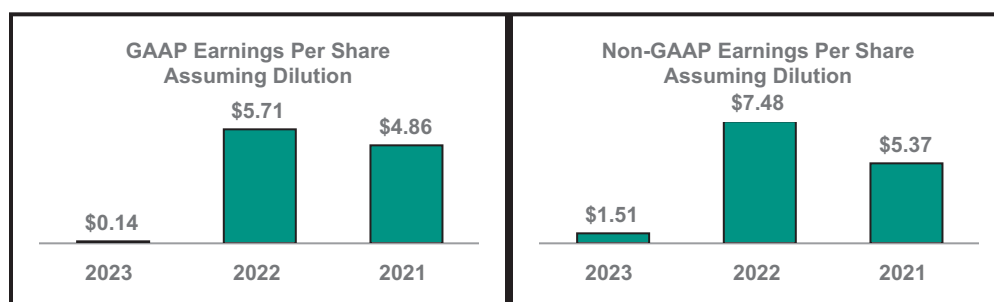
- MK-0616, an investigational, oral proprotein convertase subtilisin/kexin type 9 (PCSK9) inhibitor for hypercholesterolemia;
- MK-1654, clesrovimab, a human monoclonal antibody for the prevention of respiratory syncytial virus (RSV);
- MK-7240, tulisokibart, a humanized monoclonal antibody directed to tumor necrosis factor-like ligand 1A, a target associated with both intestinal inflammation and fibrosis, for ulcerative colitis;

- MK-8591A, islatravir, an investigational nucleoside reverse transcriptase translocation inhibitor, in combination with doravirine for the treatment of HIV-1 infection (which is on partial clinical hold for higher doses than those used in current clinical trials); and
- MK-4482, *Lagevrio*, which is reflected in Phase 3 development in the U.S. as it remains investigational following Emergency Use Authorization (EUA) in 2021.

Merck's capital allocation strategy continues to prioritize investments in its business to drive near- and long-term growth, including investing in opportunities to address important unmet medical needs and supporting the Company's commercial opportunities. In addition, Merck remains committed to its dividend and will continue to pursue the most compelling external science and technologies through value-enhancing business development transactions. Research and development expenses in 2023 reflect higher charges for business development transactions and increased development spending particularly in the therapeutic areas of oncology, cardiovascular, infectious diseases and vaccines.



In November 2023, Merck's Board of Directors approved an increase to the Company's quarterly dividend, raising it to \$0.77 per share from \$0.73 per share on the Company's outstanding common stock. During 2023, the Company returned \$8.8 billion to shareholders through dividends of \$7.4 billion and share repurchases of \$1.3 billion.



GAAP and Non-GAAP EPS were negatively affected in 2023, 2022 and 2021 by \$6.21, \$0.22, and \$0.65, respectively, of charges for certain upfront and pre-approval milestone payments related to collaborations and licensing agreements, as well as charges related to pre-approval assets obtained in transactions accounted for as asset acquisitions.

Pricing

Global efforts toward health care cost containment continue to exert pressure on product pricing and market access worldwide. Changes to the U.S. health care system enacted in prior years as part of health care reform, as well as increased purchasing power of entities that negotiate on behalf of Medicare, Medicaid, and private sector beneficiaries, have contributed to pricing pressure. In several international markets, government-mandated pricing actions have reduced prices of generic and patented drugs. In addition, the Company's sales performance in 2023 was negatively affected by other cost-reduction measures taken by governments and other third parties to lower health care costs. In 2022, the U.S. Congress passed the Inflation Reduction Act (IRA), which makes significant changes to how drugs are covered and paid for under the Medicare program, including the creation of financial penalties for drugs whose prices rise faster than the rate of inflation, redesign of the Medicare Part D program to require manufacturers to bear more of the liability for certain drug benefits, and government price-setting for certain Medicare Part D drugs (starting in 2026) and Medicare Part B drugs (starting in 2028). In August 2023, the U.S. Department of Health and Human Services (HHS), through the Centers for Medicare & Medicaid Services (CMS), announced that *Januvia* will be included in the first year of the IRA's "Drug Price Negotiation Program" (Program). Pursuant to the IRA's Program, discussions with the government occurred in 2023 and will continue in 2024, with government price-setting becoming effective on January 1, 2026. The Company has sued the U.S. government regarding the IRA's Program (see Note 11 to the consolidated financial statements). Furthermore, the Biden

Administration and Congress continue to discuss legislation designed to control health care costs, including the cost of drugs. The Company anticipates all of these actions and additional actions in the future will negatively affect sales and profits.

Operating Results

Sales

(\$ in millions)	2023	% Change	% Change Excluding Foreign Exchange	2022	% Change	% Change Excluding Foreign Exchange	2021
United States	\$ 28,480	5 %	5 %	\$ 27,206	21 %	21 %	\$ 22,425
International	31,635	(1)%	4 %	32,077	22 %	29 %	26,279
Total	\$ 60,115	1 %	4 %	\$ 59,283	22 %	26 %	\$ 48,704

Worldwide sales grew 1% to \$60.1 billion in 2023 primarily due to higher sales in the oncology franchise, largely due to strong growth of *Keytruda* and *Welireg*, as well as increased alliance revenue from Lenvima and Lynparza. Also contributing to revenue growth were higher sales in the vaccines franchise, primarily attributable to growth of combined sales of *Gardasil/Gardasil 9* and the ongoing launch of *Vaxneuvance* for pediatric use. Higher sales of hospital acute care products, including *Prevymis* and *Bridion*, as well as higher sales of animal health products also drove revenue growth in 2023. Sales growth in 2023 was largely offset by lower sales in the virology franchise, largely due to *Lagevrio*, as well as *Isentress/Isentress HD*. Lower sales in the diabetes franchise, due to *Januvia* and *Janumet*, lower sales of the *Pneumovax 23* vaccine, and lower revenue from third-party manufacturing arrangements also offset sales growth in 2023.

Sales in the U.S. grew 5% to \$28.5 billion in 2023 primarily driven by higher sales of *Keytruda*, *Vaxneuvance*, *Bridion* and *Welireg*. Revenue growth in the U.S. in 2023 was partially offset by lower sales of *Lagevrio*, *Pneumovax 23*, *Janumet*, *Januvia*, and lower revenue from third-party manufacturing arrangements.

International sales declined 1% in 2023 primarily due to lower sales of *Lagevrio*, *Januvia*, *Janumet*, and *Isentress/Isentress HD*. The international sales decline in 2023 was largely offset by higher combined sales of *Gardasil/Gardasil 9*, as well as higher sales of *Keytruda*, *Prevymis* and *Vaxneuvance*. International sales represented 53% and 54% of total sales in 2023 and 2022, respectively.

See Note 19 to the consolidated financial statements for details on sales of the Company's products. A discussion of performance for select products in the franchises follows.

Pharmaceutical Segment

Oncology

(\$ in millions)	2023	% Change	% Change Excluding Foreign Exchange	2022	% Change	% Change Excluding Foreign Exchange	2021
<i>Keytruda</i>	\$ 25,011	19 %	21 %	\$ 20,937	22 %	27 %	\$ 17,186
Alliance Revenue - Lynparza ⁽¹⁾	1,199	7 %	9 %	1,116	13 %	18 %	989
Alliance Revenue - Lenvima ⁽¹⁾	960	10 %	11 %	876	24 %	28 %	704
<i>Welireg</i>	218	77 %	77 %	123	*	*	13
Alliance Revenue - Reblozyl ⁽²⁾	212	28 %	28 %	166	*	*	17

* > 100%

⁽¹⁾ Alliance revenue represents Merck's share of profits, which are product sales net of cost of sales and commercialization costs (see Note 4 to the consolidated financial statements).

⁽²⁾ Alliance revenue represents royalties and, for 2022, also includes a payment received related to the achievement of a regulatory approval milestone (see Note 4 to the consolidated financial statements).

Keytruda is an anti-PD-1 therapy that has been approved in over 35 indications in the U.S., including 17 tumor types and 2 tumor-agnostic indications, and has similarly been approved in markets worldwide for many of these indications. The *Keytruda* clinical development program includes studies across a broad range of cancer types.

Global sales of *Keytruda* grew 19% in 2023 primarily driven by higher demand reflecting the launch of multiple new indications globally coupled with continued uptake in existing indications. Sales growth in the U.S. reflects increased uptake across earlier-stage indications including in high-risk early-stage triple-negative breast cancer (TNBC), as well as certain types of RCC and melanoma, and higher demand across the multiple approved

metastatic indications, in particular for the treatment of certain types of RCC, NSCLC, TNBC, head and neck squamous cell carcinoma (HNSCC), endometrial and bladder cancers, as well as higher pricing. *Keytruda* sales growth in international markets reflects higher demand predominately for the TNBC and RCC earlier-stage indications, as well as uptake in HNSCC and RCC metastatic indications, particularly in Europe, Latin America, and the Asia Pacific region, including Japan.

Summarized below are the *Keytruda* regulatory approvals received in 2023 and, to date, in 2024.

Date	Approval
January 2023	FDA approval as a single agent for adjuvant treatment following surgical resection and platinum-based chemotherapy for adult patients with stage IB (T2a ≥4 cm), II, or IIIA NSCLC, based on the KEYNOTE-091 trial.
March 2023	FDA full approval for the treatment of adult and pediatric patients with unresectable or metastatic microsatellite instability-high (MSI-H) or mismatch repair deficient (dMMR) solid tumors that have progressed following prior treatment and who have no satisfactory alternative treatment options. The conversion from an accelerated to a full (regular) approval is based on the KEYNOTE-158, KEYNOTE-164 and KEYNOTE-051 trials.
April 2023	FDA accelerated approval in combination with Padcev (enfortumab vedotin-ejfv) for the treatment of adult patients with locally advanced or metastatic urothelial carcinoma who are not eligible for cisplatin-containing chemotherapy, based on the KEYNOTE-869 trial dose escalation cohort, Cohort A and Cohort K, which was conducted in collaboration with Seagen (now Pfizer Inc. (Pfizer)) and Astellas.
June 2023	Japan's Ministry of Health, Labor and Welfare (MHLW) approval for the treatment of patients with relapsed or refractory PMBCL, based on the KEYNOTE-170 and the KEYNOTE-A33 studies.
August 2023	European Commission (EC) approval in combination with trastuzumab, fluoropyrimidine- and platinum-containing chemotherapy, for the first-line treatment of locally advanced unresectable or metastatic human epidermal growth factor receptor 2 (HER2)-positive gastric or GEJ adenocarcinoma in adults whose tumors express PD-L1, based on the KEYNOTE-811 trial.
September 2023	China's National Medical Products Administration (NMPA) approval as monotherapy for the treatment of adult patients with advanced unresectable or metastatic MSI-H or dMMR solid tumors, including patients with colorectal cancer that have progressed following treatment with fluoropyrimidine, oxaliplatin, or irinotecan, or those with other solid tumors that have progressed following prior therapy and who have no satisfactory alternative treatment options, based on the KEYNOTE 158 and KEYNOTE-164 trials.
October 2023	EC approval as a monotherapy for the adjuvant treatment of adults with NSCLC who are at high risk of recurrence following complete resection and platinum-based chemotherapy, based on the KEYNOTE-091 trial.
October 2023	FDA approval for the treatment of patients with resectable (tumors ≥4cm or node positive) NSCLC in combination with platinum-containing chemotherapy as neoadjuvant treatment, and then continued as a single agent as adjuvant treatment after surgery, based on the KEYNOTE-671 trial.
October 2023	FDA full approval for the treatment of adult and pediatric patients with recurrent locally advanced or metastatic Merkel cell carcinoma. The conversion from an accelerated to a full (regular) approval is based on the KEYNOTE-913 and KEYNOTE-017 trials.
October 2023	FDA approval in combination with gemcitabine and cisplatin for the treatment of patients with locally advanced unresectable or metastatic biliary tract cancer, based on the KEYNOTE-966 trial.
November 2023	FDA approval in combination with fluoropyrimidine- and platinum-containing chemotherapy, for the first-line treatment of adults with locally advanced unresectable or metastatic HER2-negative gastric or GEJ adenocarcinoma, based on the KEYNOTE-859 trial.
December 2023	FDA full approval in combination with Padcev (enfortumab vedotin-ejfv), an ADC, for the treatment of adult patients with locally advanced or metastatic urothelial cancer. The conversion from an accelerated to a full (regular) approval is based on the KEYNOTE-A39 trial that was conducted in collaboration with Seagen (now Pfizer) and Astellas.
December 2023	EC approval in combination with fluoropyrimidine- and platinum-containing chemotherapy, for the first-line treatment of locally advanced unresectable or metastatic HER2-negative gastric or GEJ adenocarcinoma in adults whose tumors express PD-L1, based on the KEYNOTE-859 trial.
December 2023	EC approval in combination with gemcitabine and cisplatin for the first-line treatment of locally advanced unresectable or metastatic biliary tract carcinoma in adults, based on the KEYNOTE-966 trial.

December 2023	China's NMPA approval in combination with fluoropyrimidine- and platinum-containing chemotherapy for the first-line treatment of patients with locally advanced unresectable or metastatic HER2-negative gastric or GEJ adenocarcinoma, based on the KEYNOTE-859 trial.
January 2024	FDA approval in combination with chemoradiotherapy for the treatment of patients with FIGO (International Federation of Gynecology and Obstetrics) stage III-IVA cervical cancer, based on the KEYNOTE-A18 trial.
January 2024	FDA full approval for the treatment of patients with hepatocellular carcinoma (HCC) secondary to hepatitis B who have received prior systemic therapy other than a PD-1/PD-L1 containing regimen. The conversion from an accelerated to full (regular) approval is based on the KEYNOTE-394 trial.
February 2024	China's NMPA approval in combination with gemcitabine and cisplatin for the first-line treatment of patients with locally advanced or metastatic biliary tract carcinoma, based on the KEYNOTE-966 trial.

The Company is a party to certain third-party license agreements pursuant to which the Company pays royalties on sales of *Keytruda*. Under the terms of the more significant of these agreements, Merck paid a royalty of 6.5% on worldwide sales of *Keytruda* through December 2023 to one third party; this royalty will decline to 2.5% for 2024 through 2026 and will terminate thereafter. The Company pays an additional 2% royalty on worldwide sales of *Keytruda* to another third party, the termination date of which varies by country; this royalty will expire in the U.S. in September 2024 and on varying dates in major European markets in the second half of 2025. The royalties are included in *Cost of sales*.

Lynparza is an oral poly (ADP-ribose) polymerase (PARP) inhibitor being developed as part of a collaboration with AstraZeneca (see Note 4 to the consolidated financial statements). Lynparza is approved for the treatment of certain types of advanced or recurrent ovarian, early or metastatic breast, metastatic pancreatic and metastatic castration-resistant prostate cancers. Alliance revenue related to Lynparza grew 7% in 2023 largely due to higher pricing in the U.S., as well as higher demand in several international markets.

Lynparza received the following regulatory approvals in 2023 summarized below.

Date	Approval
May 2023	FDA approval in combination with abiraterone and prednisone or prednisolone for the treatment of adult patients with deleterious or suspected deleterious <i>BRCAM</i> mCRPC, based on the PROpel trial.
August 2023	Japan's MHLW approval in combination with abiraterone and prednisolone for treatment of adult patients with <i>BRCAM</i> mCRPC with distant metastasis, based on the PROpel trial.

Lenvima is an oral receptor tyrosine kinase inhibitor being developed as part of a collaboration with Eisai (see Note 4 to the consolidated financial statements). Lenvima is approved for the treatment of certain types of thyroid cancer, RCC, HCC, in combination with everolimus for certain patients with advanced RCC, and in combination with *Keytruda* for certain patients with advanced endometrial carcinoma or advanced RCC. Alliance revenue related to Lenvima grew 10% in 2023 reflecting higher demand and pricing in the U.S. and higher demand in Europe, partially offset by lower demand in China.

Sales of *Welireg*, for the treatment of adult patients with certain von Hippel-Lindau disease-associated tumors and certain adult patients with previously treated advanced RCC, increased 77% in 2023 due to continued uptake in the U.S. following launch in 2021. In December 2023, the FDA approved a supplemental new drug application (NDA) for *Welireg* for the treatment of adult patients with advanced RCC following a PD-1 or PD-L1 inhibitor and a VEGF-TKI, based on the LITESPARK-005 clinical trial.

Reblozyl is a first-in-class erythroid maturation recombinant fusion protein obtained as part of Merck's November 2021 acquisition of Acceleron Pharma Inc. (Acceleron) that is being commercialized through a global collaboration with Bristol Myers Squibb Company (BMS) (see Note 4 to the consolidated financial statements). Reblozyl is approved for the treatment of anemia in certain rare blood disorders. Alliance revenue related to this collaboration consists of royalties and, for 2022, also includes the receipt of a regulatory approval milestone payment of \$20 million. Alliance revenue increased 28% in 2023 due to strong underlying sales performance, partially offset by the receipt of the regulatory approval milestone in 2022 as noted above.

Vaccines

(\$ in millions)	2023	% Change	% Change Excluding Foreign Exchange	2022	% Change	% Change Excluding Foreign Exchange	2021
<i>Gardasil/Gardasil 9</i>	\$ 8,886	29 %	33 %	\$ 6,897	22 %	27 %	\$ 5,673
<i>ProQuad</i>	870	4 %	4 %	839	9 %	11 %	773
<i>M-M-R II</i>	430	5 %	4 %	411	5 %	7 %	391
<i>Varivax</i>	1,068	8 %	8 %	991	2 %	4 %	971
<i>Vaxneuvance</i>	665	*	*	170	*	*	3
<i>Pneumovax 23</i>	412	(32)%	(31)%	602	(33)%	(30)%	893

* > 100%

Combined worldwide sales of *Gardasil* and *Gardasil 9*, vaccines to help prevent certain cancers and other diseases caused by certain types of human papillomavirus (HPV), grew 29% in 2023 driven by strong demand outside of the U.S., particularly in China due in part to continued uptake of the expanded indication of *Gardasil 9* for girls and women 9 to 45 years of age. Sales of *Gardasil 9* in the U.S. increased slightly due to higher pricing and demand, largely offset by public sector buying patterns.

The Company is a party to certain third-party license agreements pursuant to which the Company pays royalties on sales of *Gardasil/Gardasil 9*. Under the terms of the more significant of these agreements, Merck pays a 7% royalty on sales of *Gardasil/Gardasil 9* in the U.S. to one third party (this royalty expires in December 2028); Merck paid an additional 7% royalty on worldwide sales of *Gardasil/Gardasil 9* to another third party, which expired in December 2023. The royalties are included in *Cost of sales*.

Global sales of *ProQuad*, a pediatric combination vaccine to help protect against measles, mumps, rubella and varicella, grew 4% in 2023 primarily due to higher pricing in the U.S., partially offset by lower demand in Europe.

Worldwide sales of *M-M-R II*, a vaccine to help protect against measles, mumps and rubella, grew 5% in 2023 primarily due to higher demand in certain international markets and higher pricing in the U.S., partially offset by lower demand in the U.S.

Global sales of *Varivax*, a vaccine to help prevent chickenpox (varicella), grew 8% in 2023 primarily attributable to higher pricing and demand in the U.S., as well as higher demand in the Asia Pacific region, partially offset by lower demand in Latin America.

Worldwide sales of *Vaxneuvance*, a vaccine to help protect against invasive pneumococcal disease, increased to \$665 million in 2023 primarily due to continued uptake in the pediatric indication in the U.S. and launches in European markets. *Vaxneuvance* is currently launched in 19 markets with additional launches planned. Merck is a party to a third-party license agreement pursuant to which the Company pays a royalty of 7.25% on net sales of *Vaxneuvance* through 2026; this royalty will decline to 2.5% on net sales from 2027 through 2035. The royalties are included in *Cost of sales*.

Worldwide sales of *Pneumovax 23*, a vaccine to help prevent pneumococcal disease, declined 32% in 2023 due to lower demand in the U.S. as the market continues to shift toward newer adult pneumococcal conjugate vaccines following changes in the recommendations of the U.S. Centers for Disease Control and Prevention's Advisory Committee on Immunization Practices in 2021. The Company expects the decline in U.S. sales of *Pneumovax 23* to continue. The *Pneumovax 23* U.S. sales decline in 2023 was partially offset by higher demand in several international markets.

Hospital Acute Care

(\$ in millions)	2023	% Change	% Change Excluding Foreign Exchange	2022	% Change	% Change Excluding Foreign Exchange	2021
<i>Bridion</i>	\$ 1,842	9 %	11 %	\$ 1,685	10 %	16 %	\$ 1,532
<i>Prevymis</i>	605	41 %	43 %	428	16 %	24 %	370
<i>Difcid</i>	302	15 %	15 %	263	50 %	50 %	175

Global sales of *Bridion*, for the reversal of two types of neuromuscular blocking agents used during surgery, grew 9% in 2023 reflecting higher demand in the U.S., attributable in part to *Bridion's* increased share among neuromuscular blockade reversal agents, as well as higher pricing, partially offset by generic competition in

international markets, particularly in the EU. The patent that provided market exclusivity for *Bridion* in the EU expired in July 2023. Accordingly, the Company is experiencing sales declines of *Bridion* in these markets and expects the declines to continue. The patent that provided market exclusivity for *Bridion* in Japan expired in January 2024; the Company anticipates sales of *Bridion* in Japan will decline in future periods.

Worldwide sales of *Prevymis*, a medicine for prophylaxis (prevention) of CMV infection and disease in certain high risk adult recipients of an allogenic hematopoietic stem cell transplant and for prophylaxis of CMV disease in certain high risk adult recipients of a kidney transplant, grew 41% in 2023 largely due to higher demand in the U.S. and Europe, as well as continued uptake from the 2022 launch in China. In June 2023, the FDA approved *Prevymis* for prophylaxis of CMV disease in certain adult kidney transplant recipients at high risk following priority review, based on the P002 clinical trial. In November 2023, the EC also approved *Prevymis* for this indication.

Worldwide sales of *Dificid*, for the treatment of *C. difficile*-associated diarrhea, grew 15% in 2023 due to higher demand in the U.S.

Cardiovascular

(\$ in millions)	2023	% Change	% Change Excluding Foreign Exchange	2022	% Change	% Change Excluding Foreign Exchange	2021
Alliance Revenue - Adempas/Verquvo ⁽¹⁾	\$ 367	8 %	8 %	\$ 341	— %	— %	\$ 342
Adempas	255	7 %	8 %	238	(6)%	7 %	252

⁽¹⁾ Alliance revenue represents Merck's share of profits from sales in Bayer's marketing territories, which are product sales net of cost of sales and commercialization costs (see Note 4 to the consolidated financial statements).

Adempas and Verquvo are part of a worldwide collaboration with Bayer AG (Bayer) to market and develop soluble guanylate cyclase (sGC) modulators (see Note 4 to the consolidated financial statements). Adempas is approved for the treatment of certain types of PAH and chronic pulmonary hypertension. Verquvo is approved to reduce the risk of cardiovascular death and heart failure hospitalization following a hospitalization for heart failure or need for outpatient intravenous diuretics in adults with symptomatic chronic heart failure and reduced ejection fraction. Verquvo was approved in the U.S., the EU and Japan in 2021 and has since been approved in several other markets. Alliance revenue from the collaboration grew 8% in 2023 reflecting higher profit sharing, which reflects increased demand in Bayer's marketing territories. Revenue also includes sales of Adempas and Verquvo in Merck's marketing territories. Sales of Adempas in Merck's marketing territories grew 7% in 2023 primarily reflecting higher demand.

Virology

(\$ in millions)	2023	% Change	% Change Excluding Foreign Exchange	2022	% Change	% Change Excluding Foreign Exchange	2021
Lagevrio	\$ 1,428	(75)%	(74)%	\$ 5,684	*	*	\$ 952
Isentress/Isentress HD	483	(24)%	(23)%	633	(18)%	(13)%	769

* > 100%

Lagevrio is an investigational oral antiviral COVID-19 medicine being developed in a collaboration with Ridgeback Biotherapeutics LP (Ridgeback) (see Note 4 to the consolidated financial statements). Following initial authorizations in certain markets in the fourth quarter of 2021, *Lagevrio* has since received multiple additional authorizations. Sales of *Lagevrio* declined to \$1.4 billion in 2023 compared with \$5.7 billion in 2022. The decline in sales of *Lagevrio* in 2023 primarily reflects sales of *Lagevrio* in the UK in 2022 that did not recur in 2023, as well as lower sales in the U.S., Japan and Australia. Sales of *Lagevrio* in the U.S. in 2022 consisted of sales to the U.S. government. In November 2023, following authorization from the FDA, the Company began the transition from government supply to commercial distribution in the U.S. for *Lagevrio* while under EUA. In April 2023, Japan's MHLW granted full approval for *Lagevrio*. *Lagevrio* was previously granted Special Approval for Emergency in Japan in December 2021. Given that the Company has fulfilled government purchase and supply commitments for *Lagevrio*, as well as the waning impacts of the COVID-19 pandemic, the Company expects sales of *Lagevrio* will decline in 2024.

Worldwide combined sales of *Isentress/Isentress HD*, an HIV integrase inhibitor for use in combination with other antiretroviral agents for the treatment of HIV-1 infection, declined 24% in 2023 primarily due to competitive pressure particularly in the U.S. and Europe. The patent that provided market exclusivity for *Isentress/Isentress HD* in

the EU expired in July 2023. Accordingly, the Company is experiencing sales declines of *ISENTRESS/ISENTRESS HD* in these markets as a result of generic competition and expects the declines to continue. Additionally, the Company anticipates competitive pressure and sales declines of *ISENTRESS/ISENTRESS HD* in the U.S. to continue.

Immunology

(\$ in millions)	2023	% Change	% Change Excluding Foreign Exchange	2022	% Change	% Change Excluding Foreign Exchange	2021
<i>Simponi</i>	\$ 710	1%	—%	\$ 706	(14)%	(4)%	\$ 825
<i>Remicade</i>	187	(9)%	(8)%	207	(31)%	(21)%	299

Simponi and *Remicade* are treatments for certain inflammatory diseases that the Company markets in Europe, Russia and Türkiye. The Company's marketing rights with respect to these products will revert to Johnson & Johnson Innovative Medicine on October 1, 2024.

Diabetes

(\$ in millions)	2023	% Change	% Change Excluding Foreign Exchange	2022	% Change	% Change Excluding Foreign Exchange	2021
<i>Januvia/Janumet</i>	\$ 3,366	(25)%	(23)%	\$ 4,513	(15)%	(9)%	\$ 5,288

Worldwide combined sales of *Januvia* and *Janumet*, medicines that help lower blood sugar levels in adults with type 2 diabetes, declined 25% in 2023 primarily reflecting the ongoing impact of the loss of exclusivity in most markets in Europe and the Asia Pacific region, as well as in Canada, coupled with lower demand and lower pricing in the U.S. due to competitive pressures.

While the key U.S. patent for *Januvia* and *Janumet* claiming the sitagliptin compound expired in January 2023, as a result of favorable court rulings and settlement agreements related to a later expiring patent directed to the specific sitagliptin salt form of the products (see Note 11 to the consolidated financial statements), the Company expects that *Januvia* and *Janumet* will not lose market exclusivity in the U.S. until May 2026 and *Janumet XR* will not lose market exclusivity in the U.S. until July 2026, although a non-automatically substitutable form of sitagliptin that differs from the form in the Company's sitagliptin products has been approved by the FDA. As a result of competitive pressures, the Company anticipates pricing and volume declines for *Januvia* and *Janumet* in the U.S. to continue in 2024 and thereafter. In August 2023, the U.S. Department of HHS, through the CMS, announced that *Januvia* will be included in the first year of the IRA's Program. Pursuant to the IRA's Program, discussions with the government occurred in 2023 and will continue in 2024, with government price-setting becoming effective on January 1, 2026. The Company has sued the U.S. government regarding the IRA's Program (see Note 11 to the consolidated financial statements).

The Company lost market exclusivity for *Januvia* in all of the EU and for *Janumet* in some European countries in September 2022. Exclusivity for *Janumet* was lost in other European countries in April 2023. Accordingly, the Company is experiencing sales declines in these markets and expects the declines to continue. While the Company lost market exclusivity for *Januvia* in China in 2022 with the launch of a generic equivalent product and an additional generic equivalent product was launched in 2023, the impact to sales in 2023 was modest. Several generic equivalents of *Janumet* have been approved in China, and one launched in December 2023 via a settlement agreement with the Company.

Combined sales of *Januvia* and *Janumet* in Europe, China and the U.S. represented 9%, 14% and 41%, respectively, of total combined *Januvia* and *Janumet* sales in 2023.

In response to a request from a regulatory authority in 2022, Merck evaluated its sitagliptin-containing products for the presence of nitrosamines. Nitrosamines are organic compounds found at trace levels in water and food. Nitrosamines can also result from chemical reactions and can form in drugs either due to the drug's manufacturing process, chemical structure, or the conditions in which the drugs are stored or packaged. The Company detected a nitrosamine identified as Nitroso-STG-19 (NTTP) in some batches of its sitagliptin-containing medicines. The Company has engaged with major health authorities around the world and has implemented additional quality controls to ensure its portfolio of sitagliptin-containing products meet health authorities' interim acceptable NTTP limits for continuing distribution of product to the market. The Company has made significant progress in reducing the level of nitrosamines in its sitagliptin-containing medicines and is now consistently releasing product in major markets that is expected to comply with the health authorities' long-term limit throughout product shelf-life. The Company does not anticipate product shortages at this time.

Animal Health Segment

(\$ in millions)	2023	% Change	% Change Excluding Foreign Exchange	2022	% Change	% Change Excluding Foreign Exchange	2021
Livestock	\$ 3,337	1 %	4 %	\$ 3,300	— %	7 %	\$ 3,295
Companion Animal	2,288	2 %	3 %	2,250	(1)%	4 %	2,273

Sales of livestock products grew 1% in 2023 primarily due to higher pricing, as well as increased demand for poultry and swine products, partially offset by lower demand for ruminant products. Sales of companion animal products grew 2% in 2023 reflecting higher pricing, partially offset by lower demand. Sales of the *Bravecto* line of products were \$1.1 billion in 2023, an increase of 4% compared with 2022, or 5% excluding the impact of foreign exchange.

In January 2024, the EC approved an injectable formulation of *Bravecto* for dogs for the persistent killing of fleas and ticks for 12 months after treatment.

In February 2024, Merck entered into a definitive agreement to acquire the aqua business of Elanco Animal Health Incorporated for \$1.3 billion in cash. The acquisition is expected to be completed by mid-2024, subject to approvals from regulatory authorities and other customary closing conditions. The transaction will be accounted for as an acquisition of a business. See Note 3 to the consolidated financial statements for additional information related to this transaction.

Costs, Expenses and Other

(\$ in millions)	2023	% Change	2022	% Change	2021
Cost of sales	\$ 16,126	(7)%	\$ 17,411	28 %	\$ 13,626
Selling, general and administrative	10,504	5 %	10,042	4 %	9,634
Research and development	30,531	*	13,548	11 %	12,245
Restructuring costs	599	78 %	337	(49)%	661
Other (income) expense, net	466	(69)%	1,501	*	(1,341)
	\$ 58,226	36 %	\$ 42,839	23 %	\$ 34,825

* >100%

Cost of Sales

Cost of sales was \$16.1 billion in 2023 and \$17.4 billion in 2022. Cost of sales includes \$852 million and \$3.0 billion in 2023 and 2022, respectively, related to sales of *Lagevrio*, which is being developed in a collaboration with Ridgeback (see Note 4 to the consolidated financial statements). Cost of sales also includes the amortization of intangible assets recorded in connection with acquisitions, collaborations, and licensing arrangements, which totaled \$2.0 billion in both 2023 and 2022. Amortization expense in 2023 and 2022 includes \$154 million and \$250 million, respectively, of cumulative catch-up amortization related to Merck's collaborations with Eisai and AstraZeneca, respectively (see Note 4 to the consolidated financial statements). Also included in cost of sales are expenses associated with restructuring activities, which amounted to \$211 million in 2023 and \$205 million in 2022, primarily reflecting accelerated depreciation and asset write-offs related to the planned sale or closure of manufacturing facilities. Separation costs associated with manufacturing-related headcount reductions have been incurred and are reflected in *Restructuring costs* as discussed below.

Gross margin was 73.2% in 2023 compared with 70.6% in 2022. The gross margin improvement primarily reflects the favorable impacts of product mix, including lower *Lagevrio* sales and lower revenue from third-party manufacturing arrangements (both of which have lower gross margins), and lower manufacturing-related costs, partially offset by the unfavorable impact of foreign exchange.

Selling, General and Administrative

Selling, general and administrative (SG&A) expenses were \$10.5 billion in 2023, an increase of 5% compared with 2022. The increase was primarily due to higher administrative costs, including compensation and benefits, and increased promotional spending and selling costs, partially offset by the favorable effect of foreign exchange and lower acquisition-related costs.

Research and Development

Research and development (R&D) expenses were \$30.5 billion in 2023 compared with \$13.5 billion in 2022. The increase was primarily due to higher charges for business development activity in 2023, including charges of \$10.2 billion for the acquisition of Prometheus, \$5.5 billion related to the formation of a collaboration with Daiichi Sankyo and \$1.2 billion for the acquisition of Imago, compared with charges of \$690 million in aggregate recorded in 2022 related to collaboration and licensing agreements with Moderna, Orna Therapeutics and Orion. The increase in R&D expenses was also attributable to higher development spending, including for recently acquired programs, and higher compensation and benefit costs (reflecting in part increased headcount). The increase in R&D expenses was partially offset by lower intangible asset impairment charges in 2023.

R&D expenses are comprised of the costs directly incurred by Merck Research Laboratories (MRL), the Company's research and development division that focuses on human health-related activities, which were \$9.0 billion in 2023 and \$7.7 billion in 2022. Also included in R&D expenses are Animal Health research costs, upfront payments for collaboration and licensing agreements (including charges for the Daiichi Sankyo, Moderna, Orna and Orion transactions noted above), charges for transactions accounted for as asset acquisitions (including the charges for Prometheus and Imago noted above) and costs incurred by other divisions in support of R&D activities, including depreciation, production and general and administrative, which in the aggregate were \$20.7 billion in 2023 and \$4.1 billion in 2022. R&D expenses also include impairment charges of \$779 million in 2023 (related to gefapixant) and \$1.7 billion in 2022 (largely related to nemtubrutinib). See Note 9 to the consolidated financial statements for additional information related to these impairment charges. The Company may recognize additional impairment charges in the future related to the cancellation or delay of other pipeline programs that were measured at fair value and capitalized in connection with business combinations and such charges could be material.

Restructuring Costs

In January 2024, the Company approved a new restructuring program (2024 Restructuring Program) intended to continue the optimization of the Company's Human Health global manufacturing network as the future pipeline shifts to new modalities and also optimize the Animal Health global manufacturing network to improve supply reliability and increase efficiency. The actions contemplated under the 2024 Restructuring Program are expected to be substantially completed by the end of 2031, with the cumulative pretax costs to be incurred by the Company to implement the program estimated to be approximately \$4.0 billion. Approximately 60% of the cumulative pretax costs will be non-cash, relating primarily to the accelerated depreciation of facilities to be closed or divested. The remainder of the costs will result in cash outlays, relating primarily to facility shut-down costs. The Company expects to record charges of approximately \$750 million in 2024 related to the 2024 Restructuring Program. The Company anticipates the actions under the 2024 Restructuring Program will result in cumulative annual net cost savings of approximately \$750 million by the end of 2031.

In 2019, Merck approved a global restructuring program (2019 Restructuring Program) as part of a worldwide initiative focused on optimizing the Company's manufacturing and supply network, as well as reducing its global real estate footprint. The actions under the 2019 Restructuring Program are substantially complete.

Restructuring costs of \$599 million in 2023 and \$337 million in 2022 include separation and other costs associated with these restructuring activities. Separation costs incurred were associated with actual headcount reductions, as well as estimated expenses under existing severance programs for involuntary headcount reductions that were probable and could be reasonably estimated. Other expenses in *Restructuring costs* include facility shut-down and other related costs, as well as employee-related costs such as curtailment, settlement and termination charges associated with pension and other postretirement benefit plans and share-based compensation plan costs. For segment reporting, restructuring costs are unallocated expenses.

Additional costs associated with the Company's restructuring activities are included in *Cost of sales*, *Selling, general and administrative* expenses and *Research and development* costs. The Company recorded aggregate pretax costs related to restructuring program activities of \$933 million in 2023 (of which \$190 million related to the 2024 Restructuring Program) and \$666 million in 2022. See Note 6 to the consolidated financial statements for additional details.

Other (Income) Expense, Net

Other (income) expense, net, was \$466 million of expense in 2023 compared with \$1.5 billion of expense in 2022. The change was primarily due to net gains from investments in equity securities recorded in 2023, compared with net losses from investments in equity securities recorded in 2022, as well as lower pension settlement costs in 2023, partially offset by a \$572.5 million charge in 2023 related to settlements with certain plaintiffs in the Zetia antitrust litigation (see Note 11 to the consolidated financial statements) and higher foreign exchange losses.

For details on the components of Other (income) expense, net, see Note 15 to the consolidated financial statements.

Segment Profits

(\$ in millions)	2023	2022	2021
Pharmaceutical segment profits	\$ 38,880	\$ 36,852	\$ 30,977
Animal Health segment profits	1,737	1,963	1,950
Other	(38,728)	(22,371)	(19,048)
Income from Continuing Operations Before Taxes	\$ 1,889	\$ 16,444	\$ 13,879

Pharmaceutical segment profits are comprised of segment sales less standard costs, as well as SG&A expenses directly incurred by the segment. Animal Health segment profits are comprised of segment sales, less all cost of sales, as well as SG&A and R&D expenses directly incurred by the segment. For internal management reporting presented to the chief operating decision maker, Merck does not allocate the remaining cost of sales not included in segment profits as described above, R&D expenses incurred by MRL, or general and administrative expenses not directly incurred by the segments, nor the cost of financing these activities. Separate divisions maintain responsibility for monitoring and managing these costs, including depreciation related to fixed assets utilized by these divisions and, therefore, they are not included in segment profits. Also excluded from the determination of segment profits are costs related to restructuring activities and acquisition- and divestiture-related costs, including the amortization of intangible assets and amortization of purchase accounting adjustments, intangible asset impairment charges, and expense or income related to changes in the estimated fair value measurement of liabilities for contingent consideration. Additionally, segment profits do not reflect other expenses from corporate and manufacturing cost centers and other miscellaneous income or expense. These unallocated items are reflected in "Other" in the above table. Also included in "Other" are miscellaneous corporate profits (losses), as well as operating profits (losses) related to third-party manufacturing arrangements.

Pharmaceutical segment profits grew 6% in 2023 primarily due to higher sales, partially offset by higher administrative and promotional costs, as well as the unfavorable effect of foreign exchange. Animal Health segment profits declined 12% in 2023 reflecting higher production costs, higher inventory write-offs, increased administrative and promotional costs, as well as the unfavorable effect of foreign exchange.

Taxes on Income

The effective income tax rates from continuing operations were 80.0% in 2023 and 11.7% in 2022. The high tax rate from continuing operations in 2023 includes a 65.6 percentage point combined unfavorable impact of charges for the acquisitions of Prometheus and Imago (for which no tax benefits were recognized) and the Daiichi Sankyo collaboration. These charges reduced domestic pretax income by approximately \$16.9 billion in 2023. In addition, the tax rate from continuing operations in 2023 reflects higher foreign taxes and the impact of the R&D capitalization provision of the Tax Cuts and Jobs Act of 2017 (TCJA) on the Company's U.S. global intangible low-taxed income inclusion, partially offset by a favorable mix of income and expense, as well as higher foreign tax credits. The tax rate from continuing operations in 2022 reflects a favorable mix of income and expense. The tax rate from continuing operations in 2022 also reflects the favorable impact of net unrealized losses from investments in equity securities and intangible asset impairment charges, which were taxed at the U.S. tax rate; these items reduced domestic pretax income by approximately \$2.9 billion in 2022.

While many jurisdictions in which Merck operates have adopted the global minimum tax provision of the Organisation for Economic Co-operation and Development (OECD) Pillar 2, effective for tax years beginning in January 2024, the Company anticipates there will be a minimal impact to its 2024 tax rate due to the accounting for the tax effects of intercompany transactions. The Company expects the impact of the global minimum tax will increase its tax rate to a greater extent in 2025 and thereafter. Also, in the event that the provision of the TCJA requiring capitalization and amortization of R&D expenses for tax purposes is repealed along the lines recently proposed in the Tax Relief for American Families and Workers Act of 2024, the Company will again be able to realize the benefit of U.S. R&D expenses as incurred, but expects no material impact to its effective income tax rate.

Non-GAAP Income and Non-GAAP EPS from Continuing Operations

Non-GAAP income and non-GAAP EPS are alternative views of the Company's performance that Merck is providing because management believes this information enhances investors' understanding of the Company's results since management uses non-GAAP measures to assess performance. Non-GAAP income and non-GAAP EPS exclude certain items because of the nature of these items and the impact that they have on the analysis of underlying business performance and trends. The excluded items (which should not be considered non-recurring) consist of acquisition- and divestiture-related costs, restructuring costs, income and losses from investments in equity securities, and certain other items. These excluded items are significant components in understanding and assessing financial performance.

Non-GAAP income and non-GAAP EPS are important internal measures for the Company. Senior management receives a monthly analysis of operating results that includes a non-GAAP EPS metric. Management uses non-GAAP measures internally for planning and forecasting purposes and to measure the performance of the Company along with other metrics. In addition, annual employee compensation, including senior management's compensation, is derived in part using a non-GAAP pretax income metric. Since non-GAAP income and non-GAAP EPS are not measures determined in accordance with GAAP, they have no standardized meaning prescribed by GAAP and, therefore, may not be comparable to the calculation of similar measures of other companies. The information on non-GAAP income and non-GAAP EPS should be considered in addition to, but not as a substitute for or superior to, net income and EPS prepared in accordance with GAAP.

A reconciliation between GAAP financial measures and non-GAAP financial measures (from continuing operations) is as follows:

<i>(\$ in millions except per share amounts)</i>	2023	2022	2021
Income from continuing operations before taxes as reported under GAAP	\$ 1,889	\$ 16,444	\$ 13,879
Increase (decrease) for excluded items:			
Acquisition- and divestiture-related costs ⁽¹⁾	2,876	3,704	2,484
Restructuring costs	933	666	868
(Income) loss from investments in equity securities, net	(279)	1,348	(1,884)
Other items:			
Charge for Zetia antitrust litigation settlements	573	—	—
Charges for the discontinuation of COVID-19 development programs	—	—	225
Other	—	—	(4)
Non-GAAP income from continuing operations before taxes	5,992	22,162	15,568
Taxes on income from continuing operations as reported under GAAP	1,512	1,918	1,521
Estimated tax benefit on excluded items ⁽²⁾	631	1,232	204
Net tax benefit from the settlement of certain federal income tax matters	—	—	207
Non-GAAP taxes on income from continuing operations	2,143	3,150	1,932
Non-GAAP net income from continuing operations	3,849	19,012	13,636
Less: Net income attributable to noncontrolling interests as reported under GAAP	12	7	13
Non-GAAP net income from continuing operations attributable to Merck & Co., Inc.	\$ 3,837	\$ 19,005	\$ 13,623
EPS assuming dilution from continuing operations as reported under GAAP ⁽³⁾	\$ 0.14	\$ 5.71	\$ 4.86
EPS difference	1.37	1.77	0.51
Non-GAAP EPS assuming dilution from continuing operations ⁽³⁾	\$ 1.51	\$ 7.48	\$ 5.37

⁽¹⁾ Amounts in 2023, 2022 and 2021 include \$792 million, \$1.7 billion and \$302 million, respectively, of intangible asset impairment charges.

⁽²⁾ The estimated tax impact on the excluded items is determined by applying the statutory rate of the originating territory of the non-GAAP adjustments.

⁽³⁾ GAAP and non-GAAP EPS were negatively affected in 2023, 2022 and 2021 by \$6.21, \$0.22, and \$0.65, respectively, of charges for certain upfront and pre-approval milestone payments related to collaborations and licensing agreements, as well as charges related to pre-approval assets obtained in transactions accounted for as asset acquisitions.

Acquisition- and Divestiture-Related Costs

Non-GAAP income and non-GAAP EPS exclude the impact of certain amounts recorded in connection with acquisitions and divestitures of businesses. These amounts include the amortization of intangible assets and amortization of purchase accounting adjustments to inventories, as well as intangible asset impairment charges, and

expense or income related to changes in the estimated fair value measurement of liabilities for contingent consideration. Also excluded are integration, transaction, and certain other costs associated with acquisitions and divestitures. Non-GAAP income and non-GAAP EPS also exclude amortization of intangible assets related to collaborations and licensing arrangements.

Restructuring Costs

Non-GAAP income and non-GAAP EPS exclude costs related to restructuring actions (see Note 6 to the consolidated financial statements). These amounts include employee separation costs and accelerated depreciation associated with facilities to be closed or divested. Accelerated depreciation costs represent the difference between the depreciation expense to be recognized over the revised useful life of the asset, based upon the anticipated date the site will be closed or divested or the equipment disposed of, and depreciation expense as determined utilizing the useful life prior to the restructuring actions. Restructuring costs also include asset abandonment, facility shut-down and other related costs, as well as employee-related costs such as curtailment, settlement and termination charges associated with pension and other postretirement benefit plans and share-based compensation costs.

Income and Losses from Investments in Equity Securities

Non-GAAP income and non-GAAP EPS exclude realized and unrealized gains and losses from investments in equity securities either owned directly or through ownership interests in investment funds.

Certain Other Items

Non-GAAP income and non-GAAP EPS exclude certain other items. These items are adjusted for after evaluating them on an individual basis, considering their quantitative and qualitative aspects. Typically, these consist of items that are unusual in nature, significant to the results of a particular period or not indicative of future operating results. Excluded from non-GAAP income and non-GAAP EPS is a charge related to settlements with certain plaintiffs in the Zetia antitrust litigation (see Note 11 to the consolidated financial statements), charges related to the discontinuation of COVID-19 development programs, as well as a net tax benefit related to the settlement of certain federal income tax matters (see Note 16 to the consolidated financial statements).

Research and Development

Research Pipeline

The Company currently has several candidates under regulatory review in the U.S. and internationally, as well as in late-stage clinical development. A chart reflecting the Company's current research pipeline as of February 23, 2024 and related discussion is set forth in Item 1. "Business — Research and Development" above.

Acquisitions, Research Collaborations and Licensing Agreements

Merck continues to remain focused on pursuing opportunities that have the potential to drive both near- and long-term growth. Certain recent transactions are summarized below; additional details are included in Note 3 and Note 4 to the consolidated financial statements. Merck actively monitors the landscape for growth opportunities that meet the Company's strategic criteria.

In January 2024, Merck entered into an agreement to acquire Harpoon Therapeutics, Inc. (Harpoon), a clinical-stage immunotherapy company developing a novel class of T-cell engagers designed to harness the power of the body's immune system to treat patients suffering from cancer and other diseases. Under the terms of the agreement, Merck will acquire all outstanding shares of Harpoon for \$23 per share in cash, for an approximate total equity value of \$680 million. Harpoon's lead candidate, HPN328, is a T-cell engager targeting delta-like ligand 3 (DLL3), an inhibitory canonical Notch ligand that is expressed at high levels in small-cell lung cancer and neuroendocrine tumors. HPN328 is currently being evaluated in a Phase 1/2 clinical trial as a monotherapy in patients with advanced cancers associated with expression of DLL3 and also in combination with atezolizumab in patients with certain types of small-cell lung cancer. Closing of the acquisition is expected in the first half of 2024, but is subject to certain conditions, including approval of the merger by Harpoon's stockholders, the expiration of the waiting period under the Hart-Scott-Rodino Antitrust Improvements Act, and other customary conditions. If the proposed transaction closes, the Company anticipates it will be accounted for as an acquisition of an asset. The Company expects to record a charge of approximately \$650 million to *Research and development* expenses upon closing, or approximately \$0.26 per share.

In October 2023, Merck and Daiichi Sankyo entered into a global development and commercialization agreement for three of Daiichi Sankyo's deruxtecan (DXd) ADC candidates: patritumab deruxtecan (HER3-DXd) (MK-1022), ifinatamab deruxtecan (I-DXd) (MK-2400) and raludotatug deruxtecan (R-DXd) (MK-5909). All three potentially first-in-class DXd ADCs are in various stages of clinical development for the treatment of multiple solid tumors both as monotherapy and/or in combination with other treatments. The companies will jointly develop and

potentially commercialize these ADC candidates worldwide, except in Japan where Daiichi Sankyo will maintain exclusive rights. Daiichi Sankyo will be solely responsible for manufacturing and supply. Under the terms of the agreement, Merck made upfront payments of \$4.0 billion and will make two one-time continuation payments of \$750 million each to Daiichi Sankyo. Additionally, Daiichi Sankyo is eligible to receive future contingent sales-based milestone payments. Merck recorded an aggregate pretax charge of \$5.5 billion to *Research and development* expenses, or \$1.69 per share, in 2023 related to the transaction.

In June 2023, Merck acquired Prometheus, a clinical-stage biotechnology company pioneering a precision medicine approach for the discovery, development, and commercialization of novel therapeutic and companion diagnostic products for the treatment of immune-mediated diseases. Total consideration paid of \$11.0 billion included \$1.2 billion of costs to settle share-based equity awards (including \$700 million to settle unvested equity awards). Prometheus' lead candidate, tulisokibart, MK-7240 (formerly PRA023), is a humanized monoclonal antibody directed to tumor necrosis factor-like ligand 1A, a target associated with both intestinal inflammation and fibrosis. Tulisokibart is being developed for the treatment of immune-mediated diseases including ulcerative colitis, Crohn's disease, and other autoimmune conditions. A Phase 3 clinical trial evaluating tulisokibart for ulcerative colitis commenced in 2023. The transaction was accounted for as an acquisition of an asset. Merck recorded net assets of \$877 million, as well as a charge of \$10.2 billion to *Research and development* expenses, or \$4.00 per share, in 2023 related to the transaction. There are no future contingent payments associated with the acquisition.

In February 2023, Merck and Kelun-Biotech closed a license and collaboration agreement expanding their relationship in which Merck gained exclusive rights for the research, development, manufacture and commercialization of up to seven investigational preclinical ADCs for the treatment of cancer. Kelun-Biotech retained the right to research, develop, manufacture and commercialize certain licensed and option ADCs for Chinese mainland, Hong Kong and Macau. Merck made an upfront payment of \$175 million, which was recorded in *Research and development* expenses in 2023. In October 2023, Merck notified Kelun-Biotech it was terminating two of the seven candidates under the agreement. Kelun-Biotech remains eligible to receive future contingent milestone payments and tiered royalties on future net sales for any commercialized ADC product. Also, in connection with the agreement, Merck invested \$100 million in Kelun-Biotech shares in January 2023.

In January 2023, Merck acquired Imago, a clinical-stage biopharmaceutical company developing new medicines for the treatment of myeloproliferative neoplasms and other bone marrow diseases, for \$1.35 billion (including payments to settle share-based equity awards) and also incurred approximately \$60 million of transaction costs. Imago's lead candidate bomedemstat, MK-3543 (formerly IMG-7289), is an investigational orally available lysine-specific demethylase 1 inhibitor currently being evaluated in multiple clinical trials for the treatment of essential thrombocythemia, myelofibrosis, and polycythemia vera, in addition to other indications. A Phase 3 clinical trial evaluating bomedemstat for the treatment of certain patients with essential thrombocythemia is underway. The transaction was accounted for as an acquisition of an asset. Merck recorded net assets of \$219 million, as well as a charge of \$1.2 billion to *Research and development* expenses in 2023 related to the transaction. There are no future contingent payments associated with the acquisition.

Acquired In-Process Research and Development

In connection with business combinations, the Company records the fair value of in-process research projects which, at the time of acquisition, had not yet reached technological feasibility. At December 31, 2023, the balance of in-process research and development (IPR&D) was \$6.8 billion, primarily consisting of MK-7962 (sotatercept), \$6.4 billion and MK-1026 (nemtabrutinib), \$418 million. Sotatercept is under review in the U.S. and the EU. Nemtabrutinib is in Phase 3 clinical development.

The IPR&D projects that remain in development are subject to the inherent risks and uncertainties in drug development and it is possible that the Company will not be able to successfully develop and complete the IPR&D programs and profitably commercialize the underlying product candidates. The time periods to receive approvals from the FDA and other regulatory agencies are subject to uncertainty. Significant delays in the approval process, or the Company's failure to obtain approval at all, would delay or prevent the Company from realizing revenues from these products. Additionally, if the IPR&D programs require additional clinical trial data than previously anticipated, or if the programs fail or are abandoned during development, then the Company will not recover the fair value of the IPR&D recorded as an asset as of the acquisition date. If such circumstances were to occur, the Company's future operating results could be adversely affected and the Company may recognize impairment charges, which could be material.

In 2023, 2022, and 2021 the Company recorded IPR&D impairment charges within *Research and development* expenses of \$779 million, \$1.6 billion and \$275 million, respectively (see Note 9 to the consolidated financial statements).

Additional research and development will be required before any of the remaining programs reach technological feasibility. The costs to complete the research projects will depend on whether the projects are brought to their final stages of development and are ultimately submitted to the FDA or other regulatory agencies for approval.

Capital Expenditures

Capital expenditures were \$3.9 billion in 2023, \$4.4 billion in 2022 and \$4.4 billion in 2021. Expenditures in the U.S. were \$2.5 billion in 2023, \$2.7 billion in 2022 and \$2.8 billion in 2021. The Company invested more than \$19 billion in capital expenditures from 2018-2022, more than half of which related to expenditures in the U.S. The Company plans to invest approximately \$18 billion in capital projects from 2023-2027, more than \$10 billion of which relates to investments in the U.S., including expanding manufacturing capacity for oncology, vaccine and animal health products.

Depreciation expense was \$1.8 billion in 2023, \$1.8 billion in 2022 and \$1.6 billion in 2021, of which \$1.2 billion in 2023, \$1.3 billion in 2022 and \$1.1 billion in 2021, related to locations in the U.S. Total depreciation expense in 2023, 2022 and 2021 included accelerated depreciation of \$140 million, \$120 million and \$91 million, respectively, associated with restructuring activities (see Note 6 to the consolidated financial statements).

Analysis of Liquidity and Capital Resources

Merck's strong financial profile enables it to fund research and development, finance acquisitions and external alliances, support in-line products and maximize upcoming launches while providing significant cash returns to shareholders.

<i>Selected Data</i>			
(\$ in millions)	2023	2022	2021
Working capital	\$ 6,474	\$ 11,483	\$ 6,394
Total debt to total liabilities and equity	32.9 %	28.1 %	31.3 %
Cash provided by operating activities of continuing operations to total debt	0.4:1	0.6:1	0.4:1

The decline in working capital in 2023 compared with 2022 primarily reflects the use of cash and investments to fund business development activity, partially offset by strong operating performance and cash proceeds from the issuance of long-term debt.

Cash provided by operating activities of continuing operations was \$13.0 billion in 2023 compared with \$19.1 billion in 2022. Cash provided by operating activities of continuing operations was reduced by upfront, milestone and option payments related to certain collaborations of \$4.2 billion in 2023 (including payments related to the formation of a collaboration with Daiichi Sankyo) compared with \$2.0 billion in 2022. Cash provided by operating activities of continuing operations in 2023 was also reduced by payment of \$572.5 million for the previously disclosed Zetia antitrust settlement. Cash provided by operating activities of continuing operations continues to be the Company's primary source of funds to finance operating needs, with excess cash serving as the primary source of funds to finance business development transactions, capital expenditures, dividends paid to shareholders and treasury stock purchases. The mandatory change in R&D capitalization rules that became effective for tax years beginning after December 31, 2021 (related to the Tax Cuts and Jobs Act of 2017 (TCJA)), increased the amount of taxes the Company pays in the U.S. beginning in 2022.

Cash used in investing activities of continuing operations was \$14.1 billion in 2023 compared with \$5.0 billion in 2022. The higher use of cash in investing activities of continuing operations was primarily due to the acquisitions of Prometheus and Imago, partially offset by higher proceeds from sales of securities and other investments, including proceeds from the sale of Seagen Inc. common stock, lower capital expenditures and lower purchases of securities and other investments.

Cash used in financing activities of continuing operations was \$4.8 billion in 2023 compared with \$9.1 billion in 2022. The lower use of cash in financing activities from continuing operations was primarily due to proceeds from the issuance debt (see below) and lower payments on long-term debt (see below), partially offset by treasury stock purchases, higher dividends paid to shareholders and lower proceeds from the exercise of stock options.

In May 2023, the Company issued \$6.0 billion principal amount of senior unsecured notes. The Company used a portion of the \$5.9 billion net proceeds from this offering to fund a portion of the cash consideration paid for the acquisition of Prometheus, including related fees and expenses, and used the remaining net proceeds for general corporate purposes including to repay commercial paper borrowings and other indebtedness with upcoming maturities.

In December 2021, the Company issued \$8.0 billion principal amount of senior unsecured notes. Merck used a portion the net proceeds from the offering for general corporate purposes, including the repayment of outstanding commercial paper borrowings (including commercial paper borrowings in connection with Merck's acquisition of Acceleron), and other indebtedness, and also used an allocated amount to finance or refinance, in whole or in part, projects and partnerships in the Company's priority environmental, social and governance (ESG) areas.

In May 2023, the Company's \$1.75 billion, 2.80% notes matured in accordance with their terms and were repaid. In 2022, the Company's \$1.25 billion, 2.35% notes and the Company's \$1.0 billion, 2.40% notes matured in accordance with their terms and were repaid. In 2021, the Company's \$1.15 billion, 3.875% notes and the Company's €1.0 billion, 1.125% notes matured in accordance with their terms and were repaid.

The Company has a \$6.0 billion credit facility that matures in May 2028. The facility provides backup liquidity for the Company's commercial paper borrowing facility and is to be used for general corporate purposes. The Company has not drawn funding from this facility.

In March 2021, the Company filed a securities registration statement with the U.S. Securities and Exchange Commission (SEC) under the automatic shelf registration process available to "well-known seasoned issuers" which is effective for three years.

Effective as of November 3, 2009, the Company executed a full and unconditional guarantee of the then existing debt of its subsidiary Merck Sharp & Dohme Corp. (MSD) and MSD executed a full and unconditional guarantee of the then existing debt of the Company (excluding commercial paper), including for payments of principal and interest. These guarantees do not extend to debt issued subsequent to that date.

In November 2023, Merck's Board of Directors increased the quarterly dividend, declaring a quarterly dividend of \$0.77 per share on the Company's outstanding common stock for the first quarter of 2024 that was paid in January 2024. In January 2024, the Board of Directors declared a quarterly dividend of \$0.77 per share on the Company's outstanding common stock for the second quarter of 2024 payable in April 2024.

In 2018, Merck's Board of Directors authorized purchases of up to \$10 billion of Merck's common stock for its treasury. The treasury stock purchase authorization has no time limit and will be made over time in open-market transactions, block transactions on or off an exchange, or in privately negotiated transactions. In 2023, the Company purchased \$1.3 billion (approximately 13 million shares) of its common stock for its treasury under this program. As of December 31, 2023, the Company's remaining share repurchase authorization was \$3.7 billion. The Company did not purchase any shares of its common stock under this program in 2022. The Company purchased \$840 million of its common stock during 2021 under the authorized share repurchase program.

The Company believes it maintains a conservative financial profile. The Company places its cash and investments in instruments that meet high credit quality standards, as specified in its investment policy guidelines. These guidelines also limit the amount of credit exposure to any one issuer. The Company does not participate in any off-balance sheet arrangements involving unconsolidated subsidiaries that provide financing or potentially expose the Company to unrecorded financial obligations.

The Company expects foreseeable liquidity and capital resource requirements to be met through existing cash and cash equivalents and anticipated cash flows from operations, as well as commercial paper borrowings and long-term borrowings if needed. Merck believes that its sources of financing will be adequate to meet its future requirements. The Company's material cash requirements arising in the normal course of business primarily include:

Debt Obligations and Interest Payments — See Note 10 to the consolidated financial statements for further detail of the Company's debt obligations and the timing of expected future principal and interest payments.

Tax Liabilities — In connection with the enactment of the TCJA, the Company is required to pay a one-time transition tax, which the Company has elected to pay over a period of eight years through 2025 as permitted under the TCJA. Additionally, the Company has liabilities for unrecognized tax benefits, including interest and penalties. See Note 16 to the consolidated financial statements for further information pertaining to the transition tax and liabilities for unrecognized tax benefits.

Operating Leases — See Note 10 to consolidated financial statements for further details of the Company's lease obligations and the timing of expected future lease payments.

Collaboration-Related Payments — The Company has accrued liabilities for contingent sales-based milestone payments related to collaborations with AstraZeneca and Eisai where payment has been deemed probable by the Company but remains subject to the achievement of the related sales-based milestone. Additionally, the

Company has accrued liabilities for future continuation payments related to a collaboration with Daiichi Sankyo. See Note 4 to the consolidated financial statements for additional information related to these future payments.

Purchase Obligations — Purchase obligations are enforceable and legally binding obligations for purchases of goods and services including minimum inventory contracts, research and development and advertising. Purchase obligations also include future inventory purchases the Company has committed to in connection with certain divestitures. As of December 31, 2023, the Company had total purchase obligations of \$5.8 billion, of which \$2.0 billion is estimated to be payable in 2024.

Financial Instruments Market Risk Disclosures

The Company manages the impact of foreign exchange rate movements and interest rate movements on its earnings, cash flows and fair values of assets and liabilities through operational means and through the use of various financial instruments, including derivative instruments.

A significant portion of the Company's revenues and earnings in foreign affiliates is exposed to changes in foreign exchange rates. The objectives of and accounting related to the Company's foreign currency risk management program, as well as its interest rate risk management activities are discussed below.

Foreign Currency Risk Management

The Company has established revenue hedging, balance sheet risk management, and net investment hedging programs to protect against volatility of future foreign currency cash flows and changes in fair value caused by changes in foreign exchange rates.

The objective of the revenue hedging program is to reduce the variability caused by changes in foreign exchange rates that would affect the U.S. dollar value of future cash flows derived from foreign currency denominated sales, primarily the euro, Japanese yen and Chinese renminbi. To achieve this objective, the Company will hedge a portion of its forecasted foreign currency denominated third-party and intercompany distributor entity sales (forecasted sales) that are expected to occur over its planning cycle, typically no more than two years into the future. The Company will layer in hedges over time, increasing the portion of forecasted sales hedged as it gets closer to the expected date of the forecasted sales. The portion of forecasted sales hedged is based on assessments of cost-benefit profiles that consider natural offsetting exposures, revenue and exchange rate volatilities and correlations, and the cost of hedging instruments. The Company manages its anticipated transaction exposure principally with purchased local currency put options, forward contracts, and purchased collar options.

The fair values of these derivative contracts are recorded as either assets (gain positions) or liabilities (loss positions) in the Consolidated Balance Sheet. Changes in the fair value of derivative contracts are recorded each period in either current earnings or *Other Comprehensive Income (Loss) (OCI)*, depending on whether the derivative is designated as part of a hedge transaction and, if so, the type of hedge transaction. For derivatives that are designated as cash flow hedges, the unrealized gains or losses on these contracts are recorded in *Accumulated Other Comprehensive Loss (AOCL)* and reclassified into *Sales* when the hedged anticipated revenue is recognized. For those derivatives which are not designated as cash flow hedges, but serve as economic hedges of forecasted sales, unrealized gains or losses are recorded in *Sales* each period. The cash flows from both designated and non-designated contracts are reported as operating activities in the Consolidated Statement of Cash Flows. The Company does not enter into derivatives for trading or speculative purposes.

Because Merck principally sells foreign currency in its revenue hedging program, a uniform weakening of the U.S. dollar would yield the largest overall potential loss in the market value of these hedge instruments. The market value of Merck's hedges would have declined by an estimated \$754 million and \$647 million at December 31, 2023 and 2022, respectively, from a uniform 10% weakening of the U.S. dollar. The market value was determined using a foreign exchange option pricing model and holding all factors except exchange rates constant. Although not predictive in nature, the Company believes that a 10% threshold reflects reasonably possible near-term changes in Merck's major foreign currency exposures relative to the U.S. dollar.

The Company manages operating activities and net asset positions at each local subsidiary in order to mitigate the effects of exchange on monetary assets and liabilities. Monetary assets and liabilities denominated in a currency other than the functional currency of a given subsidiary are remeasured at spot rates in effect on the balance sheet date with the effects of changes in spot rates reported in *Other (income) expense, net*. The Company also uses a balance sheet risk management program to mitigate the exposure of such assets and liabilities from the effects of volatility in foreign exchange. Merck principally utilizes forward exchange contracts to offset the effects of exchange on exposures when it is deemed economical to do so based on a cost-benefit analysis that considers the magnitude of the exposure, the volatility of the exchange rate and the cost of the hedging instrument (primarily the euro, Swiss franc, Japanese yen, and Chinese renminbi). The forward contracts are not designated as hedges and are marked to market through *Other (income) expense, net*. Accordingly, fair value changes in the forward contracts

help mitigate the changes in the value of the remeasured assets and liabilities attributable to changes in foreign currency exchange rates, except to the extent of the spot-forward differences. These differences are not significant due to the short-term nature of the contracts, which typically have average maturities at inception of less than six months. The cash flows from these contracts are reported as operating activities in the Consolidated Statement of Cash Flows.

A sensitivity analysis to changes in the value of the U.S. dollar on foreign currency denominated derivatives, investments and monetary assets and liabilities indicated that if the U.S. dollar uniformly weakened by 10% against all currency exposures of the Company at December 31, 2023 and 2022, *Income from Continuing Operations Before Taxes* would have declined by approximately \$221 million and \$190 million in 2023 and 2022, respectively. Because the Company was in a net short (payable) position relative to its major foreign currencies after consideration of forward contracts, a uniform weakening of the U.S. dollar will yield the largest overall potential net loss in earnings due to exchange. This measurement assumes that a change in one foreign currency relative to the U.S. dollar would not affect other foreign currencies relative to the U.S. dollar. Although not predictive in nature, the Company believes that a 10% threshold reflects reasonably possible near-term changes in Merck's major foreign currency exposures relative to the U.S. dollar. The cash flows from these contracts are reported as operating activities in the Consolidated Statement of Cash Flows.

The Company also uses forward exchange contracts to hedge a portion of its net investment in foreign operations against movements in exchange rates. The forward contracts are designated as hedges of the net investment in a foreign operation. The unrealized gains or losses on these contracts are recorded in foreign currency translation adjustment within *OCI* and remain in *AOCL* until either the sale or complete or substantially complete liquidation of the subsidiary. The Company excludes certain portions of the change in fair value of its derivative instruments from the assessment of hedge effectiveness (excluded components). Changes in fair value of the excluded components are recognized in *OCI*. The Company recognizes in earnings the initial value of the excluded components on a straight-line basis over the life of the derivative instrument, rather than using the mark-to-market approach. The cash flows from these contracts are reported as investing activities in the Consolidated Statement of Cash Flows.

Foreign exchange risk is also managed through the use of foreign currency debt. The Company's senior unsecured euro-denominated notes have been designated as, and are effective as, economic hedges of the net investment in a foreign operation. Accordingly, foreign currency transaction gains or losses due to spot rate fluctuations on the euro-denominated debt instruments are included in foreign currency translation adjustment within *OCI*.

Interest Rate Risk Management

The Company may use interest rate swap contracts on certain investing and borrowing transactions to manage its net exposure to interest rate changes and to reduce its overall cost of borrowing. The Company does not use leveraged swaps and, in general, does not leverage any of its investment activities that would put principal at risk.

At December 31, 2023, the Company was a party to four pay-floating, receive-fixed interest rate swap contracts designated as fair value hedges of a portion of fixed-rate notes as detailed in the table below.

<i>(\$ in millions)</i>		2023		
Debt Instrument	Par Value of Debt	Number of Interest Rate Swaps Held	Total Swap Notional Amount	
4.50% notes due 2033	\$ 1,500	4	\$ 1,000	

The Company's investment portfolio includes cash equivalents and short-term investments, the market values of which are not significantly affected by changes in interest rates. The market value of the Company's medium- to long-term fixed-rate investments is modestly affected by changes in U.S. interest rates. Changes in medium- to long-term U.S. interest rates have a more significant impact on the market value of the Company's fixed-rate borrowings, which generally have longer maturities. A sensitivity analysis to measure potential changes in the market value of Merck's investments and debt from a change in interest rates indicated that a one percentage point increase in interest rates at December 31, 2023 and 2022 would have positively affected the net aggregate market value of these instruments by \$2.5 billion and \$2.0 billion, respectively. A one percentage point decrease at December 31, 2023 and 2022 would have negatively affected the net aggregate market value by \$3.0 billion and \$2.4 billion, respectively. The fair value of Merck's debt was determined using pricing models reflecting one percentage point shifts in the appropriate yield curves. The fair values of Merck's investments were determined using a combination of pricing and duration models.

Critical Accounting Estimates

The Company's consolidated financial statements are prepared in conformity with GAAP and, accordingly, include certain amounts that are based on management's best estimates and judgments. Estimates are used when accounting for amounts recorded in connection with acquisitions, including initial fair value determinations of assets and liabilities in a business combination (primarily IPR&D, other intangible assets and contingent consideration), as well as subsequent fair value measurements. Additionally, estimates are used in determining such items as provisions for sales discounts, rebates and returns, depreciable and amortizable lives, recoverability of inventories, including those produced in preparation for product launches, amounts recorded for contingencies, environmental liabilities, accruals for contingent sales-based milestone payments and other reserves, pension and other postretirement benefit plan assumptions, share-based compensation assumptions, restructuring costs, impairments of long-lived assets (including intangible assets and goodwill) and investments, and taxes on income. Because of the uncertainty inherent in such estimates, actual results may differ from these estimates. Application of the following accounting policies result in accounting estimates having the potential for the most significant impact on the financial statements.

Acquisitions and Dispositions

To determine whether transactions should be accounted for as acquisitions (or disposals) of assets or businesses, the Company makes certain judgments, which include assessment of the inputs, processes, and outputs associated with the acquired set of activities. If the Company determines that substantially all of the fair value of gross assets included in a transaction is concentrated in a single asset (or a group of similar assets), the assets would not represent a business. To be considered a business, the assets in a transaction need to include an input and a substantive process that together significantly contribute to the ability to create outputs.

In a business combination, the acquisition method of accounting requires that the assets acquired and liabilities assumed be recorded as of the date of the acquisition at their respective fair values with limited exceptions. The fair values of intangible assets are determined utilizing information available near the acquisition date based on expectations and assumptions that are deemed reasonable by management. Given the considerable judgment involved in determining fair values, the Company typically obtains assistance from third-party valuation specialists for significant items. Assets acquired and liabilities assumed in a business combination that arise from contingencies are generally recognized at fair value. If fair value cannot be determined, the asset or liability is recognized if probable and reasonably estimable; if these criteria are not met, no asset or liability is recognized. Fair value is defined as the exchange price that would be received for an asset or paid to transfer a liability (an exit price) in the principal or most advantageous market for the asset or liability in an orderly transaction between market participants on the measurement date. Accordingly, the Company may be required to value assets at fair value measures that do not reflect the Company's intended use of those assets. Any excess of the purchase price (consideration transferred) over the estimated fair values of net assets acquired is recorded as goodwill. Transaction costs and costs to restructure the acquired company are expensed as incurred. The operating results of the acquired business are reflected in the Company's consolidated financial statements after the date of the acquisition.

The judgments made in determining estimated fair values assigned to assets acquired and liabilities assumed in a business combination, as well as asset lives, can materially affect the Company's results of operations.

The fair values of identifiable intangible assets related to currently marketed products are primarily determined by using an income approach through which fair value is estimated based on each asset's discounted projected net cash flows. The Company's estimates of market participant net cash flows consider historical and projected pricing, margins and expense levels; the performance of competing products where applicable; relevant industry and therapeutic area growth drivers and factors; current and expected trends in technology and product life cycles; the time and investment that will be required to develop products and technologies; the ability to obtain additional marketing and regulatory approvals; the ability to manufacture and commercialize the products; the extent and timing of potential new product introductions by the Company's competitors; and the life of each asset's underlying patent and related patent term extension, if any. The net cash flows are then probability-adjusted where appropriate to consider the uncertainties associated with the underlying assumptions, as well as the risk profile of the net cash flows utilized in the valuation. The probability-adjusted future net cash flows of each product are then discounted to present value utilizing an appropriate discount rate.

The fair values of identifiable intangible assets related to IPR&D are also determined using an income approach, through which fair value is estimated based on each asset's probability-adjusted future net cash flows, which reflect the different stages of development of each product and the associated probability of successful completion. The net cash flows are then discounted to present value using an appropriate discount rate. Amounts allocated to acquired IPR&D are capitalized and accounted for as indefinite-lived intangible assets, subject to impairment testing until completion or abandonment of the projects. Upon successful completion of each IPR&D

project, Merck will make a determination as to the then-useful life of the intangible asset, generally determined by the period in which the substantial majority of the cash flows are expected to be generated, and begin amortization.

Certain of the Company's business combinations involve the potential for future payment of consideration that is contingent upon the achievement of performance milestones, including product development milestones and royalty payments on future product sales. The fair value of contingent consideration liabilities is determined at the acquisition date using unobservable inputs. These inputs include the estimated amount and timing of projected cash flows, the probability of success (achievement of the contingent event) and the risk-adjusted discount rate used to present value the probability-weighted cash flows. Subsequent to the acquisition date, at each reporting period until the contingency is resolved, the contingent consideration liability is remeasured at current fair value with changes (either expense or income) recorded in earnings. Changes in any of the inputs may result in a significantly different fair value adjustment.

If the Company determines the transaction will not be accounted for as an acquisition of a business, the transaction will be accounted for as an asset acquisition rather than a business combination and, therefore, no goodwill will be recorded. In an asset acquisition, acquired IPR&D with no alternative future use is charged to expense and contingent consideration is not recognized at the acquisition date.

Contingent Sales-Based Milestones

The terms of certain collaborative arrangements require the Company to make payments contingent upon the achievement of sales-based milestones. Sales-based milestones payable by Merck to collaborative partners are accrued and capitalized, subject to cumulative amortization catch-up, when determined to be probable of being achieved by the Company based on future sales forecasts. The amortization catch-up is calculated either from the time of the first regulatory approval for indications that were unapproved at the time the collaboration was formed, or from the time of the formation of the collaboration for approved products. The related intangible asset that is recognized is amortized over its remaining useful life, subject to impairment testing.

Revenue Recognition

Recognition of revenue requires evidence of a contract, probable collection of sales proceeds and completion of substantially all performance obligations. Merck acts as the principal in substantially all of its customer arrangements and therefore records revenue on a gross basis. The majority of the Company's contracts related to the Pharmaceutical and Animal Health segments have a single performance obligation - the promise to transfer goods. Shipping is considered immaterial in the context of the overall customer arrangement and damages or loss of goods in transit are rare. Therefore, shipping is not deemed a separately recognized performance obligation.

The vast majority of revenues from sales of products are recognized at a point in time when control of the goods is transferred to the customer, which the Company has determined is when title and risks and rewards of ownership transfer to the customer and the Company is entitled to payment. For certain services in the Animal Health segment, revenue is recognized over time, generally ratably over the contract term as services are provided. These service revenues are not material.

The nature of the Company's business gives rise to several types of variable consideration including discounts and returns, which are estimated at the time of sale generally using the expected value method, although the most likely amount method is used for prompt pay discounts.

In the U.S., sales discounts are issued to customers at the point-of-sale, through an intermediary wholesaler (known as chargebacks), or in the form of rebates. Additionally, sales are generally made with a limited right of return under certain conditions. Revenues are recorded net of provisions for sales discounts and returns, which are established at the time of sale. In addition, if collection of accounts receivable is expected to be in excess of one year, sales are recorded net of time value of money discounts, which have not been material.

The U.S. provision for aggregate customer discounts covers chargebacks and rebates. Chargebacks are discounts that occur when a contracted customer purchases through an intermediary wholesaler. The wholesaler then charges the Company back for the difference between the price initially paid by the wholesaler and the contract price agreed to between Merck and the customer. The provision for chargebacks is based on expected sell-through levels by the Company's wholesale customers to contracted customers, as well as estimated wholesaler inventory levels. Rebates are amounts owed based upon definitive contractual agreements or legal requirements with private sector and public sector (Medicaid and Medicare Part D) benefit providers after the final dispensing of the product to a benefit plan participant. The provision for rebates is based on expected patient usage, as well as inventory levels in the distribution channel to determine the contractual obligation to the benefit providers. The Company uses historical customer segment utilization mix, sales forecasts, changes to product mix and price, inventory levels in the distribution channel, government pricing calculations and prior payment history in order to estimate the expected

provision. Amounts accrued for aggregate customer discounts are evaluated on a quarterly basis through comparison of information provided by the wholesalers, health maintenance organizations, pharmacy benefit managers, federal and state agencies, and other customers to the amounts accrued. Merck remains committed to the 340B Program and to providing 340B discounts to eligible covered entities. See Note 11 to the consolidated financial statements for information regarding 340B legal proceedings.

Summarized information about changes in the aggregate customer discount accrual related to U.S. sales is as follows:

<i>(\$ in millions)</i>	2023	2022
Balance January 1	\$ 2,918	\$ 2,844
Current provision	12,540	12,408
Adjustments to prior years	(70)	(155)
Payments	(12,902)	(12,179)
Balance December 31	\$ 2,486	\$ 2,918

Accruals for chargebacks are reflected as a direct reduction to accounts receivable and accruals for rebates as current liabilities. The accrued balances relative to these provisions included in *Accounts receivable* and *Accrued and other current liabilities* were \$188 million and \$2.3 billion, respectively, at December 31, 2023 and were \$178 million and \$2.7 billion, respectively, at December 31, 2022.

Outside of the U.S., variable consideration in the form of discounts and rebates are a combination of commercially-driven discounts in highly competitive product classes, discounts required to gain or maintain reimbursement, or legislatively mandated rebates. In certain European countries, legislatively mandated rebates are calculated based on an estimate of the government's total unbudgeted spending and the Company's specific payback obligation. Rebates may also be required based on specific product sales thresholds. The Company applies an estimated factor against its actual invoiced sales to represent the expected level of future discount or rebate obligations associated with the sale.

The Company maintains a returns policy that allows its U.S. pharmaceutical customers to return product within a specified period prior to and subsequent to the expiration date (generally, three to six months before and 12 months after product expiration). The estimate of the provision for returns is based upon historical experience with actual returns. Additionally, the Company considers factors such as levels of inventory in the distribution channel, product dating and expiration period, whether products have been discontinued, entrance in the market of generic or other competition, changes in formularies or launch of over-the-counter products, among others. The product returns provision for U.S. pharmaceutical sales as a percentage of U.S. net pharmaceutical sales was 1.0% in 2023, 1.1% in 2022 and 0.9% in 2021. Outside of the U.S., returns are only allowed in certain countries on a limited basis.

Merck's payment terms for U.S. pharmaceutical customers are typically 36 days from receipt of invoice and for U.S. animal health customers are typically 30 days from receipt of invoice; however, certain products have longer payment terms, including *Keytruda*, which has payment terms of 90 days. Payment terms for vaccines sales in the U.S. typically range from 30 to 60 days. Outside of the U.S., payment terms are typically 30 days to 90 days, although certain markets have longer payment terms.

Through its distribution programs with U.S. wholesalers, the Company encourages wholesalers to align purchases with underlying demand and maintain inventories below specified levels. The terms of the programs allow the wholesalers to earn fees upon providing visibility into their inventory levels, as well as by achieving certain performance parameters such as inventory management, customer service levels, reducing shortage claims and reducing product returns. Information provided through the wholesaler distribution programs includes items such as sales trends, inventory on-hand, on-order quantity and product returns.

Inventories Produced in Preparation for Product Launches

The Company capitalizes inventories produced in preparation for product launches sufficient to support estimated initial market demand. Typically, capitalization of such inventory does not begin until regulatory approval is considered by the Company to be probable. The Company monitors the status of each respective product during the research and regulatory approval process. If the Company is aware of any specific risks or contingencies other than the normal regulatory approval process or if there are any specific issues identified during the research process relating to safety, efficacy, manufacturing, marketing or labeling, the related inventory would generally not be capitalized. Expiry dates of the inventory are affected by the stage of completion. The Company manages the levels of inventory at each stage to optimize the shelf life of the inventory in relation to anticipated market demand in order to avoid product expiry issues. For inventories that are capitalized, anticipated future sales and shelf lives support the

realization of the inventory value as the inventory shelf life is sufficient to meet initial product launch requirements. Inventories produced in preparation for product launches capitalized at December 31, 2023 and 2022 were \$790 million and \$516 million, respectively.

Contingencies and Environmental Liabilities

The Company is involved in various claims and legal proceedings of a nature considered normal to its business, including product liability, intellectual property and commercial litigation, as well as certain additional matters including governmental and environmental matters (see Note 11 to the consolidated financial statements). The Company records accruals for contingencies when it is probable that a liability has been incurred and the amount can be reasonably estimated. These accruals are adjusted periodically as assessments change or additional information becomes available. For product liability claims, a portion of the overall accrual is actuarially determined and considers such factors as past experience, number of claims reported and estimates of claims incurred but not yet reported. Individually significant contingent losses are accrued when probable and reasonably estimable.

Legal defense costs expected to be incurred in connection with a loss contingency are accrued when probable and reasonably estimable. Some of the significant factors considered in the review of these legal defense reserves are as follows: the actual costs incurred by the Company; the development of the Company's legal defense strategy and structure in light of the scope of its litigation; the number of cases being brought against the Company; the costs and outcomes of completed trials and the most current information regarding anticipated timing, progression, and related costs of pre-trial activities and trials in the associated litigation. The amount of legal defense reserves as of December 31, 2023 and 2022 of approximately \$210 million and \$230 million, respectively, represents the Company's best estimate of the minimum amount of defense costs to be incurred in connection with its outstanding litigation; however, events such as additional trials and other events that could arise in the course of its litigation could affect the ultimate amount of legal defense costs to be incurred by the Company. The Company will continue to monitor its legal defense costs and review the adequacy of the associated reserves and may determine to increase the reserves at any time in the future if, based upon the factors set forth, it believes it would be appropriate to do so.

The Company and its subsidiaries are parties to a number of proceedings brought under the Comprehensive Environmental Response, Compensation and Liability Act, commonly known as Superfund, and other federal and state equivalents. When a legitimate claim for contribution is asserted, a liability is initially accrued based upon the estimated transaction costs to manage the site. Accruals are adjusted as site investigations, feasibility studies and related cost assessments of remedial techniques are completed, and as the extent to which other potentially responsible parties who may be jointly and severally liable can be expected to contribute is determined.

The Company is also remediating environmental contamination resulting from past industrial activity at certain of its sites and takes an active role in identifying and accruing for these costs. In the past, Merck performed a worldwide survey to assess all sites for potential contamination resulting from past industrial activities. Where assessment indicated that physical investigation was warranted, such investigation was performed, providing a better evaluation of the need for remedial action. Where such need was identified, remedial action was then initiated. As definitive information became available during the course of investigations and/or remedial efforts at each site, estimates were refined and accruals were established or adjusted accordingly. These estimates and related accruals continue to be refined annually.

The Company believes that there are no compliance issues associated with applicable environmental laws and regulations that would have a material adverse effect on the Company. Expenditures for remediation and environmental liabilities were \$6 million in 2023 and are estimated to be \$27 million in the aggregate for the years 2024 through 2028. In management's opinion, the liabilities for all environmental matters that are probable and reasonably estimable have been accrued and totaled \$42 million and \$39 million at December 31, 2023 and 2022, respectively. These liabilities are undiscounted, do not consider potential recoveries from other parties and will be paid out over the periods of remediation for the applicable sites, which are expected to occur primarily over the next 15 years. Although it is not possible to predict with certainty the outcome of these matters, or the ultimate costs of remediation, management does not believe that any reasonably possible expenditures that may be incurred in excess of the liabilities accrued should exceed approximately \$40 million in the aggregate. Management also does not believe that these expenditures should result in a material adverse effect on the Company's financial condition, results of operations or liquidity for any year.

Share-Based Compensation

The Company expenses all share-based payment awards to employees, including grants of stock options, over the requisite service period based on the grant date fair value of the awards. The Company determines the fair value of certain share-based awards using the Black-Scholes option-pricing model which uses both historical and current market data to estimate the fair value. This method incorporates various assumptions such as the risk-free interest rate, expected volatility, expected dividend yield and expected life of the options. Total pretax share-based compensation expense from continuing operations was \$645 million in 2023, \$541 million in 2022 and \$479 million in 2021. At December 31, 2023, there was \$990 million of total pretax unrecognized compensation expense related to nonvested stock option, restricted stock unit and performance share unit awards which will be recognized over a weighted-average period of 1.9 years. For segment reporting, share-based compensation costs are unallocated expenses.

Pensions and Other Postretirement Benefit Plans

Net periodic benefit cost for pension plans totaled \$126 million in 2023, \$554 million in 2022 and \$748 million in 2021. Net periodic benefit credit for other postretirement benefit plans was \$61 million in 2023, \$93 million in 2022 and \$83 million in 2021. Pension and other postretirement benefit plan information for financial reporting purposes is calculated using actuarial assumptions including a discount rate for plan benefit obligations and an expected rate of return on plan assets. The changes in net periodic benefit cost year over year for pension plans are primarily attributable to lower settlement charges incurred by certain plans in 2023 compared with 2022 and 2021, as well as changes in expected returns and the discount rates.

The Company reassesses its benefit plan assumptions on a regular basis. For both the pension and other postretirement benefit plans, the discount rate is evaluated on measurement dates and modified to reflect the prevailing market rate of a portfolio of high-quality fixed-income debt instruments that would provide the future cash flows needed to pay the benefits included in the benefit obligation as they come due. The discount rates for the Company's U.S. pension and other postretirement benefit plans ranged from 5.25% to 5.45% at December 31, 2023, compared with a range of 5.50% to 5.90% at December 31, 2022.

The expected rate of return for both the pension and other postretirement benefit plans represents the average rate of return to be earned on plan assets over the period the benefits included in the benefit obligation are to be paid. In developing the expected rate of return, the Company considers long-term compound annualized returns of historical market data, current market conditions and actual returns on the Company's plan assets. Using this reference information, the Company develops forward-looking return expectations for each asset category and a weighted-average expected long-term rate of return for a target portfolio allocated across these investment categories. The expected portfolio performance reflects the contribution of active management as appropriate. For 2024, the expected rate of return for the Company's U.S. pension and other postretirement benefit plans will be 7.75% compared with 7.00% in 2023.

The Company has established investment guidelines for its U.S. pension and other postretirement plans to create an asset allocation that is expected to deliver a rate of return sufficient to meet the long-term obligation of each plan, given an acceptable level of risk. The target investment portfolio of the Company's U.S. pension and other postretirement benefit plans is allocated 25% to 40% in U.S. equities, 10% to 20% in international equities, 35% to 45% in fixed-income investments, and up to 8% in cash and other investments. The portfolio's equity weighting is consistent with the long-term nature of the plans' benefit obligations. The expected annual standard deviation of returns of the target portfolio, which approximates 11%, reflects both the equity allocation and the diversification benefits among the asset classes in which the portfolio invests. For international pension plans, the targeted investment portfolio varies based on the duration of pension liabilities and local government rules and regulations. Although a significant percentage of plan assets are invested in U.S. equities, concentration risk is mitigated through the use of strategies that are diversified within management guidelines.

Actuarial assumptions are based upon management's best estimates and judgment. A reasonably possible change of plus (minus) 25 basis points in the discount rate assumption, with other assumptions held constant, would have had an estimated \$20 million favorable (unfavorable) impact on the Company's net periodic benefit cost in 2023. A reasonably possible change of plus (minus) 25 basis points in the expected rate of return assumption, with other assumptions held constant, would have had an estimated \$55 million favorable (unfavorable) impact on Merck's net periodic benefit cost in 2023. Required funding obligations for 2024 relating to the Company's pension and other postretirement benefit plans are not expected to be material. The preceding hypothetical changes in the discount rate and expected rate of return assumptions would not impact the Company's funding requirements.

Net gain/loss amounts, which primarily reflect differences between expected and actual returns on plan assets as well as the effects of changes in actuarial assumptions, are recorded as a component of AOCL. Expected returns for pension plans are based on a calculated market-related value of assets. Net gain/loss amounts in AOCL in

excess of certain thresholds are amortized into net periodic benefit cost over the average remaining service life of employees.

Restructuring Costs

Restructuring costs have been recorded in connection with restructuring program activities. As a result, the Company has made estimates and judgments regarding its future plans, including future employee termination costs to be incurred in conjunction with involuntary separations when such separations are probable and estimable. When accruing termination costs, the Company will recognize the amount within a range of costs that is the best estimate within the range. When no amount within the range is a better estimate than any other amount, the Company recognizes the minimum amount within the range. In connection with these actions, management also assesses the recoverability of long-lived assets employed in the business. In certain instances, asset lives have been shortened based on changes in the expected useful lives of the affected assets. Severance and employee-related costs, as well as other costs, such as facility shut-down costs, are reflected within *Restructuring costs*. Asset-related charges are reflected within *Cost of sales, Selling, general and administrative expenses* and *Research and development* expenses depending upon the nature of the asset.

Impairments of Long-Lived Assets

The Company assesses changes in economic, regulatory and legal conditions and makes assumptions regarding estimated future cash flows in evaluating the value of the Company's property, plant and equipment, goodwill and other intangible assets.

The Company periodically evaluates whether current facts or circumstances indicate that the carrying values of its long-lived assets to be held and used may not be recoverable. If such circumstances are determined to exist, an estimate of the undiscounted future cash flows of these assets, or appropriate asset groupings, is compared to the carrying value to determine whether an impairment exists. If the asset is determined to be impaired, the loss is measured based on the difference between the asset's fair value and its carrying value. If quoted market prices are not available, the Company will estimate fair value using a discounted value of estimated future cash flows approach.

Goodwill represents the excess of the consideration transferred over the fair value of net assets of businesses acquired. Goodwill is assigned to reporting units and evaluated for impairment on at least an annual basis, or more frequently if impairment indicators exist, by first assessing qualitative factors to determine whether it is more likely than not that the fair value of a reporting unit is less than its carrying amount. Some of the factors considered in the assessment include general macroeconomic conditions, conditions specific to the industry and market, cost factors which could have a significant effect on earnings or cash flows, the overall financial performance of the reporting unit, and whether there have been sustained declines in the Company's share price. If the Company concludes it is more likely than not that the fair value of a reporting unit is less than its carrying amount, a quantitative fair value test is performed. If the carrying value of a reporting unit is greater than its fair value, a goodwill impairment charge will be recorded for the difference (up to the carrying value of goodwill).

Other acquired intangible assets (excluding IPR&D) are initially recorded at fair value, assigned an estimated useful life, and amortized primarily on a straight-line basis over their estimated useful lives. When events or circumstances warrant a review, the Company will assess recoverability from future operations using pretax undiscounted cash flows derived from the lowest appropriate asset groupings. Impairments are recognized in operating results to the extent that the carrying value of the intangible asset exceeds its fair value, which is determined based on the net present value of estimated future cash flows.

IPR&D that the Company acquires in conjunction with a business combination represents the fair value assigned to incomplete research projects which, at the time of acquisition, have not reached technological feasibility. The amounts are capitalized and accounted for as indefinite-lived intangible assets, subject to impairment testing until completion or abandonment of the projects. The Company evaluates IPR&D for impairment at least annually, or more frequently if impairment indicators exist (such as unfavorable clinical trial data, changes in the commercial landscape or delays in the clinical development program and related regulatory filing and approval timelines), by performing a quantitative test that compares the fair value of the IPR&D intangible asset with its carrying value. For impairment testing purposes, the Company may combine separately recorded IPR&D intangible assets into one unit of account based on the relevant facts and circumstances. Generally, the Company will combine IPR&D intangible assets for testing purposes if they operate as a single asset and are essentially inseparable. If the fair value is less than the carrying amount, an impairment loss is recognized in operating results.

The judgments made in evaluating impairment of long-lived intangibles can materially affect the Company's results of operations.

Taxes on Income

The Company's effective tax rate is based on pretax income, statutory tax rates and tax planning opportunities available in the various jurisdictions in which the Company operates. An estimated effective tax rate for a year is applied to the Company's quarterly operating results. In the event that there is a significant unusual or one-time item recognized, or expected to be recognized, in the Company's quarterly operating results, the tax attributable to that item would be separately calculated and recorded at the same time as the unusual or one-time item. The Company considers the resolution of prior year tax matters to be such items. Significant judgment is required in determining the Company's tax provision and in evaluating its tax positions. The recognition and measurement of a tax position is based on management's best judgment given the facts, circumstances and information available at the reporting date. The Company evaluates tax positions to determine whether the benefits of tax positions are more likely than not of being sustained upon audit based on the technical merits of the tax position. For tax positions that are more likely than not of being sustained upon audit, the Company recognizes the amount of the benefit that is greater than 50% likely of being realized upon ultimate settlement in the financial statements. For tax positions that are not more likely than not of being sustained upon audit, the Company does not recognize any portion of the benefit in the financial statements. If the more likely than not threshold is not met in the period for which a tax position is taken, the Company may subsequently recognize the benefit of that tax position if the tax matter is effectively settled, the statute of limitations expires, or if the more likely than not threshold is met in a subsequent period (see Note 16 to the consolidated financial statements).

Tax regulations require items to be included in the tax return at different times than the items are reflected in the financial statements. Timing differences create deferred tax assets and liabilities. Deferred tax assets generally represent items that can be used as a tax deduction or credit in the tax return in future years for which the Company has already recorded the tax benefit in the financial statements. The Company establishes valuation allowances for its deferred tax assets when the amount of expected future taxable income is not likely to support the use of the deduction or credit. Deferred tax liabilities generally represent tax expense recognized in the financial statements for which payment has been deferred or expense for which the Company has already taken a deduction on the tax return, but has not yet recognized as expense in the financial statements.

Recently Issued Accounting Standards

For a discussion of recently issued accounting standards, see Note 2 to the consolidated financial statements.

Cautionary Factors That May Affect Future Results

This report and other written reports and oral statements made from time to time by the Company may contain so-called "forward-looking statements," all of which are based on management's current expectations and are subject to risks and uncertainties which may cause results to differ materially from those set forth in the statements. One can identify these forward-looking statements by their use of words such as "anticipates," "expects," "plans," "will," "estimates," "forecasts," "projects" and other words of similar meaning, or negative variations of any of the foregoing. One can also identify them by the fact that they do not relate strictly to historical or current facts. These statements are likely to address the Company's growth strategy, financial results, product approvals, product potential, development programs, environmental or other sustainability initiatives. One must carefully consider any such statement and should understand that many factors could cause actual results to differ materially from the Company's forward-looking statements. These factors include inaccurate assumptions and a broad variety of other risks and uncertainties, including some that are known and some that are not. No forward-looking statement can be guaranteed and actual future results may vary materially.

The Company does not assume the obligation to update any forward-looking statement. One should carefully evaluate such statements in light of factors, including risk factors, described in the Company's filings with the Securities and Exchange Commission, especially on this Form 10-K and Forms 10-Q and 8-K. In Item 1A. "Risk Factors" of this annual report on Form 10-K the Company discusses in more detail various important risk factors that could cause actual results to differ from expected or historic results. The Company notes these factors for investors as permitted by the Private Securities Litigation Reform Act of 1995. One should understand that it is not possible to predict or identify all such factors. Consequently, the reader should not consider any such list to be a complete statement of all potential risks or uncertainties.

Item 7A. Quantitative and Qualitative Disclosures about Market Risk.

The information required by this Item is incorporated by reference to the discussion under "Financial Instruments Market Risk Disclosures" in Item 7. "Management's Discussion and Analysis of Financial Condition and Results of Operations."

Item 8. Financial Statements and Supplementary Data.**(a) Financial Statements**

The consolidated balance sheet of Merck & Co., Inc. and subsidiaries as of December 31, 2023 and 2022, and the related consolidated statements of income, of comprehensive (loss) income, of equity and of cash flows for each of the three years in the period ended December 31, 2023, the notes to consolidated financial statements, and the report dated February 26, 2024 of PricewaterhouseCoopers LLP, independent registered public accounting firm, are as follows:

Consolidated Statement of Income

Merck & Co., Inc. and Subsidiaries

Years Ended December 31

(\$ in millions except per share amounts)

	2023	2022	2021
Sales	\$ 60,115	\$ 59,283	\$ 48,704
Costs, Expenses and Other			
Cost of sales	16,126	17,411	13,626
Selling, general and administrative	10,504	10,042	9,634
Research and development	30,531	13,548	12,245
Restructuring costs	599	337	661
Other (income) expense, net	466	1,501	(1,341)
	58,226	42,839	34,825
Income from Continuing Operations Before Taxes	1,889	16,444	13,879
Taxes on Income from Continuing Operations	1,512	1,918	1,521
Net Income from Continuing Operations	377	14,526	12,358
Less: Net Income Attributable to Noncontrolling Interests	12	7	13
Net Income from Continuing Operations Attributable to Merck & Co., Inc.	365	14,519	12,345
Income from Discontinued Operations, Net of Taxes and Amounts Attributable to Noncontrolling Interests	—	—	704
Net Income Attributable to Merck & Co., Inc.	\$ 365	\$ 14,519	\$ 13,049
Basic Earnings per Common Share Attributable to Merck & Co., Inc. Common Shareholders			
Income from Continuing Operations	\$ 0.14	\$ 5.73	\$ 4.88
Income from Discontinued Operations	—	—	0.28
Net Income	\$ 0.14	\$ 5.73	\$ 5.16
Earnings per Common Share Assuming Dilution Attributable to Merck & Co., Inc. Common Shareholders			
Income from Continuing Operations	\$ 0.14	\$ 5.71	\$ 4.86
Income from Discontinued Operations	—	—	0.28
Net Income	\$ 0.14	\$ 5.71	\$ 5.14

Consolidated Statement of Comprehensive (Loss) Income

Merck & Co., Inc. and Subsidiaries

Years Ended December 31

(\$ in millions)

	2023	2022	2021
Net Income Attributable to Merck & Co., Inc.	\$ 365	\$ 14,519	\$ 13,049
Other Comprehensive (Loss) Income Net of Taxes:			
Net unrealized (loss) gain on derivatives, net of reclassifications	(97)	(71)	410
Benefit plan net (loss) gain and prior service (cost) credit, net of amortization	(385)	335	1,769
Cumulative translation adjustment	89	(603)	(423)
	(393)	(339)	1,756
Comprehensive (Loss) Income Attributable to Merck & Co., Inc.	\$ (28)	\$ 14,180	\$ 14,805

The accompanying notes are an integral part of these consolidated financial statements.

Consolidated Balance Sheet

Merck & Co., Inc. and Subsidiaries

December 31

(\$ in millions except per share amounts)

	2023	2022
Assets		
Current Assets		
Cash and cash equivalents	\$ 6,841	\$ 12,694
Short-term investments	252	498
Accounts receivable (net of allowance for doubtful accounts of \$88 in 2023 and \$72 in 2022)	10,349	9,450
Inventories (excludes inventories of \$3,348 in 2023 and \$2,938 in 2022 classified in Other assets - see Note 8)	6,358	5,911
Other current assets	8,368	7,169
Total current assets	32,168	35,722
Investments	252	1,015
Property, Plant and Equipment (at cost)		
Land	326	295
Buildings	14,966	13,166
Machinery, equipment and office furnishings	17,763	16,760
Construction in progress	8,262	9,186
	41,317	39,407
Less: accumulated depreciation	18,266	17,985
	23,051	21,422
Goodwill	21,197	21,204
Other Intangibles, Net	18,011	20,269
Other Assets	11,996	9,528
	\$ 106,675	\$ 109,160
Liabilities and Equity		
Current Liabilities		
Loans payable and current portion of long-term debt	\$ 1,372	\$ 1,946
Trade accounts payable	3,922	4,264
Accrued and other current liabilities	15,766	14,159
Income taxes payable	2,649	1,986
Dividends payable	1,985	1,884
Total current liabilities	25,694	24,239
Long-Term Debt	33,683	28,745
Deferred Income Taxes	871	1,795
Other Noncurrent Liabilities	8,792	8,323
Merck & Co., Inc. Stockholders' Equity		
Common stock, \$0.50 par value		
Authorized - 6,500,000,000 shares		
Issued - 3,577,103,522 shares in 2023 and 2022	1,788	1,788
Other paid-in capital	44,509	44,379
Retained earnings	53,895	61,081
Accumulated other comprehensive loss	(5,161)	(4,768)
	95,031	102,480
Less treasury stock, at cost: 1,045,470,249 shares in 2023 and 1,039,269,638 shares in 2022	57,450	56,489
Total Merck & Co., Inc. stockholders' equity	37,581	45,991
Noncontrolling Interests	54	67
Total equity	37,635	46,058
	\$ 106,675	\$ 109,160

The accompanying notes are an integral part of this consolidated financial statement.

Consolidated Statement of Equity

Merck & Co., Inc. and Subsidiaries

Years Ended December 31

(\$ in millions except per share amounts)

	Common Stock	Other Paid-In Capital	Retained Earnings	Accumulated Other Comprehensive Loss	Treasury Stock	Non- controlling Interests	Total
Balance January 1, 2021	\$ 1,788	\$39,588	\$ 47,362	\$ (6,634)	\$(56,787)	\$ 87	\$25,404
Net income attributable to Merck & Co., Inc.	—	—	13,049	—	—	—	13,049
Other comprehensive income, net of taxes	—	—	—	1,756	—	—	1,756
Cash dividends declared on common stock (\$2.64 per share)	—	—	(6,715)	—	—	—	(6,715)
Treasury stock shares purchased	—	—	—	—	(840)	—	(840)
Spin-off of Organon & Co.	—	4,643	—	449	—	(1)	5,091
Net income attributable to noncontrolling interests	—	—	—	—	—	16	16
Distributions attributable to noncontrolling interests	—	—	—	—	—	(29)	(29)
Share-based compensation plans and other	—	7	—	—	518	—	525
Balance December 31, 2021	1,788	44,238	53,696	(4,429)	(57,109)	73	38,257
Net income attributable to Merck & Co., Inc.	—	—	14,519	—	—	—	14,519
Other comprehensive loss, net of taxes	—	—	—	(339)	—	—	(339)
Cash dividends declared on common stock (\$2.80 per share)	—	—	(7,134)	—	—	—	(7,134)
Net income attributable to noncontrolling interests	—	—	—	—	—	7	7
Distributions attributable to noncontrolling interests	—	—	—	—	—	(13)	(13)
Share-based compensation plans and other	—	141	—	—	620	—	761
Balance December 31, 2022	1,788	44,379	61,081	(4,768)	(56,489)	67	46,058
Net income attributable to Merck & Co., Inc.	—	—	365	—	—	—	365
Other comprehensive loss, net of taxes	—	—	—	(393)	—	—	(393)
Cash dividends declared on common stock (\$2.96 per share)	—	—	(7,551)	—	—	—	(7,551)
Treasury stock shares purchased	—	—	—	—	(1,346)	—	(1,346)
Net income attributable to noncontrolling interests	—	—	—	—	—	12	12
Distributions attributable to noncontrolling interests	—	—	—	—	—	(25)	(25)
Share-based compensation plans and other	—	130	—	—	385	—	515
Balance December 31, 2023	\$ 1,788	\$44,509	\$ 53,895	\$ (5,161)	\$(57,450)	\$ 54	\$37,635

The accompanying notes are an integral part of this consolidated financial statement.

Consolidated Statement of Cash Flows

Merck & Co., Inc. and Subsidiaries

Years Ended December 31

(\$ in millions)

	2023	2022	2021
Cash Flows from Operating Activities of Continuing Operations			
Net income from continuing operations	\$ 377	\$ 14,526	\$ 12,358
Adjustments to reconcile net income from continuing operations to net cash provided by operating activities of continuing operations:			
Amortization	2,044	2,085	1,636
Depreciation	1,828	1,824	1,578
Intangible asset impairment charges	792	1,749	302
(Income) loss from investments in equity securities, net	(340)	1,419	(1,940)
Charge for the acquisition of Prometheus Biosciences, Inc.	10,217	—	—
Charge for the acquisition of Imago BioSciences, Inc.	1,192	—	—
Charge for the acquisition of Pandion Therapeutics, Inc.	—	—	1,556
Deferred income taxes	(1,899)	(1,568)	187
Share-based compensation	645	541	479
Other	355	1,301	805
Net changes in assets and liabilities:			
Accounts receivable	(1,148)	(644)	(2,033)
Inventories	(816)	(161)	(674)
Trade accounts payable	(380)	(289)	405
Accrued and other current liabilities	1,783	(50)	277
Income taxes payable	214	380	(540)
Noncurrent liabilities	456	(545)	484
Other	(2,314)	(1,473)	(1,758)
Net Cash Provided by Operating Activities of Continuing Operations	13,006	19,095	13,122
Cash Flows from Investing Activities of Continuing Operations			
Capital expenditures	(3,863)	(4,388)	(4,448)
Purchases of securities and other investments	(955)	(1,204)	(1)
Proceeds from sale of Seagen Inc. common stock	1,145	—	—
Proceeds from sales of securities and other investments	1,658	721	1,026
Acquisition of Prometheus Biosciences, Inc., net of cash acquired	(10,705)	—	—
Acquisition of Imago BioSciences Inc., net of cash acquired	(1,327)	—	—
Acquisition of Acceleron Pharma Inc., net of cash acquired	—	—	(11,174)
Acquisition of Pandion Therapeutics, Inc., net of cash acquired	—	—	(1,554)
Other acquisitions, net of cash acquired	—	(121)	(179)
Other	(36)	32	(91)
Net Cash Used in Investing Activities of Continuing Operations	(14,083)	(4,960)	(16,421)
Cash Flows from Financing Activities of Continuing Operations			
Net change in short-term borrowings	—	—	(3,986)
Payments on debt	(1,755)	(2,251)	(2,319)
Proceeds from issuance of debt	5,939	—	7,936
Distribution from Organon & Co.	—	—	9,000
Purchases of treasury stock	(1,346)	—	(840)
Dividends paid to stockholders	(7,445)	(7,012)	(6,610)
Proceeds from exercise of stock options	125	384	202
Other	(328)	(240)	(286)
Net Cash (Used in) Provided by Financing Activities of Continuing Operations	(4,810)	(9,119)	3,097
Cash Flows from Discontinued Operations			
Net cash provided by operating activities	—	—	987
Net cash used in investing activities	—	—	(134)
Net cash used in financing activities	—	—	(504)
Net Cash Flows Provided by Discontinued Operations	—	—	349
Effect of Exchange Rate Changes on Cash, Cash Equivalents and Restricted Cash	23	(410)	(133)
Net (Decrease) Increase in Cash, Cash Equivalents and Restricted Cash	(5,864)	4,606	14
Cash, Cash Equivalents and Restricted Cash at Beginning of Year (includes \$79, \$71 and \$103 of restricted cash at January 1, 2023, 2022 and 2021, respectively, included in <i>Other current assets</i>)	12,773	8,167	8,153
Cash, Cash Equivalents and Restricted Cash at End of Year (includes \$68, \$79 and \$71 of restricted cash at December 31, 2023, 2022 and 2021, respectively, included in <i>Other current assets</i>)	\$ 6,909	\$ 12,773	\$ 8,167

The accompanying notes are an integral part of this consolidated financial statement.

Notes to Consolidated Financial Statements

Merck & Co., Inc. and Subsidiaries

(\$ in millions except per share amounts)

1. Nature of Operations

Merck & Co., Inc. (Merck or the Company) is a global health care company that delivers innovative health solutions through its prescription medicines, including biologic therapies, vaccines and animal health products. The Company's operations are principally managed on a product basis and include two operating segments, Pharmaceutical and Animal Health, both of which are reportable segments.

The Pharmaceutical segment includes human health pharmaceutical and vaccine products. Human health pharmaceutical products consist of therapeutic and preventive agents, generally sold by prescription, for the treatment of human disorders. The Company sells these human health pharmaceutical products primarily to drug wholesalers and retailers, hospitals, government agencies and managed health care providers such as health maintenance organizations, pharmacy benefit managers and other institutions. Human health vaccine products consist of preventive pediatric, adolescent and adult vaccines. The Company sells these human health vaccines primarily to physicians, wholesalers, distributors and government entities.

The Animal Health segment discovers, develops, manufactures and markets a wide range of veterinary pharmaceutical and vaccine products, as well as health management solutions and services, for the prevention, treatment and control of disease in all major livestock and companion animal species. The Company also offers an extensive suite of digitally connected identification, traceability and monitoring products. The Company sells its products to veterinarians, distributors, animal producers, farmers and pet owners.

Spin-Off of Organon & Co.

On June 2, 2021, Merck completed the spin-off of products from its women's health, biosimilars and established brands businesses into a new, independent, publicly traded company named Organon & Co. (Organon) through a distribution of Organon's publicly traded stock to Company shareholders. The established brands included in the transaction consisted of dermatology, non-opioid pain management, respiratory, select cardiovascular products, as well as the rest of Merck's diversified brands franchise. The historical results of the businesses that were contributed to Organon in the spin-off have been reflected as discontinued operations in the Company's consolidated financial statements through the date of the spin-off (see Note 5).

2. Summary of Accounting Policies

Principles of Consolidation — The consolidated financial statements include the accounts of the Company and all of its subsidiaries in which a controlling interest is maintained. Intercompany balances and transactions are eliminated. Controlling interest is determined by majority ownership interest and the absence of substantive third-party participating rights or, in the case of variable interest entities, by majority exposure to expected losses, residual returns or both. For those consolidated subsidiaries where Merck ownership is less than 100%, the outside shareholders' interests are shown as *Noncontrolling interests* in equity. Investments in affiliates over which the Company has significant influence but not a controlling interest, such as interests in entities owned equally by the Company and a third party that are under shared control, are carried on the equity method basis.

Acquisitions — In a business combination, the acquisition method of accounting requires that the assets acquired and liabilities assumed be recorded as of the date of the acquisition at their respective fair values with limited exceptions. Assets acquired and liabilities assumed in a business combination that arise from contingencies are generally recognized at fair value. If fair value cannot be determined, the asset or liability is recognized if probable and reasonably estimable; if these criteria are not met, no asset or liability is recognized. Fair value is defined as the exchange price that would be received for an asset or paid to transfer a liability (an exit price) in the principal or most advantageous market for the asset or liability in an orderly transaction between market participants on the measurement date. Accordingly, the Company may be required to value assets at fair value measures that do not reflect the Company's intended use of those assets. Any excess of the purchase price (consideration transferred) over the estimated fair values of net assets acquired is recorded as goodwill. Transaction costs and costs to restructure the acquired company are expensed as incurred. The operating results of the acquired business are reflected in the Company's consolidated financial statements after the date of the acquisition. If the Company determines the assets acquired do not meet the definition of a business under the acquisition method of accounting, the transaction will be accounted for as an acquisition of assets rather than a business combination and, therefore, no goodwill will be recorded. In an asset acquisition, acquired in-process research and development (IPR&D) with no alternative future use is charged to expense and contingent consideration is not recognized at the acquisition date.

Foreign Currency Translation — The net assets of international subsidiaries where the local currencies have been determined to be the functional currencies are translated into U.S. dollars using current exchange rates and results of operations are translated at average exchange rates. The U.S. dollar effects that arise from translating the net assets of these subsidiaries at changing rates are recorded in *Other Comprehensive Income (OCI)* and remain in *Accumulated other comprehensive loss (AOCL)* until either the sale or complete or substantially complete liquidation of the subsidiary. For those subsidiaries that operate in highly inflationary economies and for those subsidiaries where the U.S. dollar has been determined to be the functional currency, non-monetary foreign currency assets and liabilities are translated using historical rates, while monetary assets and liabilities are translated at current rates, with the U.S. dollar effects of rate changes included in *Other (income) expense, net*.

Cash Equivalents — Cash equivalents are comprised of certain highly liquid investments with original maturities of less than three months.

Inventories — Inventories are valued at the lower of cost or net realizable value. The cost of a substantial majority of U.S. human health inventories is determined using the last-in, first-out (LIFO) method for both financial reporting and tax purposes. The cost of all other inventories is determined using the first-in, first-out (FIFO) method. Inventories consist of currently marketed products, as well as certain inventories produced in preparation for product launches that are considered by the Company to be probable of obtaining regulatory approval. In evaluating the recoverability of inventories produced in preparation for product launches, the Company considers the likelihood that revenue will be obtained from the future sale of the related inventory together with the status of the product during the research and regulatory approval process.

Investments — Investments in marketable debt securities classified as available-for-sale are reported at fair value. Fair values of the Company's investments in marketable debt securities are determined using quoted market prices in active markets for identical assets or quoted prices for similar assets or other inputs that are observable or can be corroborated by observable market data for substantially the full term of the assets or liabilities. Changes in fair value that are not impairment related are reported net of taxes in *OCI*. The Company considers available evidence in evaluating potential impairments of its investments in marketable debt securities, including the extent to which fair value is less than cost, whether an allowance for credit loss is required, as well as adverse factors that could affect the value of the securities. An impairment has occurred if the Company does not expect to recover the entire amortized cost basis of the marketable debt security. If the Company does not intend to sell the impaired debt security, and it is not more likely than not it will be required to sell the debt security before the recovery of its amortized cost basis, the amount of the impairment recognized in earnings, recorded in *Other (income) expense, net* is limited to the portion attributed to credit loss. The remaining portion of the impairment related to other factors is recognized in *OCI*. Realized gains and losses for debt securities are included in *Other (income) expense, net*.

Investments in publicly traded equity securities are reported at fair value determined using quoted market prices in active markets for identical assets or quoted prices for similar assets or other inputs that are observable or can be corroborated by observable market data. Changes in fair value are included in *Other (income) expense, net*. Unrealized gains and losses from investments that are directly owned are determined at the end of the reporting period. Gains and losses from ownership interests in investment funds, which are accounted for as equity method investments, are reported on a one quarter lag. Investments in equity securities without readily determinable fair values are recorded at cost, plus or minus subsequent observable price changes in orderly transactions for identical or similar investments, minus impairments. Such adjustments are recognized in *Other (income) expense, net*. Realized gains and losses for equity securities are included in *Other (income) expense, net*.

Revenue Recognition — Recognition of revenue requires evidence of a contract, probable collection of sales proceeds and completion of substantially all performance obligations. Merck acts as the principal in substantially all of its customer arrangements and therefore records revenue on a gross basis. The majority of the Company's contracts related to the Pharmaceutical and Animal Health segments have a single performance obligation - the promise to transfer goods. Shipping is considered immaterial in the context of the overall customer arrangement and damages or loss of goods in transit are rare. Therefore, shipping is not deemed a separately recognized performance obligation.

The vast majority of revenues from sales of products are recognized at a point in time when control of the goods is transferred to the customer, which the Company has determined is when title and risks and rewards of ownership transfer to the customer and the Company is entitled to payment. The Company recognizes revenue from the sales of vaccines to the Federal government for placement into vaccine stockpiles in accordance with Securities and Exchange Commission (SEC) Interpretation, *Commission Guidance Regarding Accounting for Sales of Vaccines and BioTerror Countermeasures to the Federal Government for Placement into the Pediatric Vaccine Stockpile or the Strategic National Stockpile*. This interpretation allows companies to recognize revenue for sales of vaccines into U.S. government stockpiles even though these sales might not meet the criteria for revenue recognition under other

accounting guidance. For certain services in the Animal Health segment, revenue is recognized over time, generally ratably over the contract term as services are provided. These service revenues are not material.

The nature of the Company's business gives rise to several types of variable consideration including discounts and returns, which are estimated at the time of sale generally using the expected value method, although the most likely amount method is used for prompt pay discounts.

In the U.S., sales discounts are issued to customers at the point-of-sale, through an intermediary wholesaler (known as chargebacks), or in the form of rebates. Additionally, sales are generally made with a limited right of return under certain conditions. Revenues are recorded net of provisions for sales discounts and returns, which are established at the time of sale. In addition, if collection of accounts receivable is expected to be in excess of one year, sales are recorded net of time value of money discounts, which have not been material.

The U.S. provision for aggregate customer discounts covering chargebacks and rebates was \$12.5 billion in 2023, \$12.3 billion in 2022 and \$12.3 billion in 2021. Chargebacks are discounts that occur when a contracted customer purchases through an intermediary wholesaler. The wholesaler then charges the Company back for the difference between the price initially paid by the wholesaler and the contract price agreed to between Merck and the customer. The provision for chargebacks is based on expected sell-through levels by the Company's wholesale customers to contracted customers, as well as estimated wholesaler inventory levels. Rebates are amounts owed based upon definitive contractual agreements or legal requirements with private sector and public sector (Medicaid and Medicare Part D) benefit providers after the final dispensing of the product to a benefit plan participant. The provision for rebates is based on expected patient usage, as well as inventory levels in the distribution channel to determine the contractual obligation to the benefit providers. The Company uses historical customer segment utilization mix, sales forecasts, changes to product mix and price, inventory levels in the distribution channel, government pricing calculations and prior payment history in order to estimate the expected provision. Amounts accrued for aggregate customer discounts are evaluated on a quarterly basis through comparison of information provided by the wholesalers, health maintenance organizations, pharmacy benefit managers, federal and state agencies, and other customers to the amounts accrued. The accrued balances relative to the provisions for chargebacks and rebates included in *Accounts receivable* and *Accrued and other current liabilities* were \$188 million and \$2.3 billion, respectively, at December 31, 2023 and were \$178 million and \$2.7 billion, respectively, at December 31, 2022.

Outside of the U.S., variable consideration in the form of discounts and rebates are a combination of commercially-driven discounts in highly competitive product classes, discounts required to gain or maintain reimbursement, or legislatively mandated rebates. In certain European countries, legislatively mandated rebates are calculated based on an estimate of the government's total unbudgeted spending and the Company's specific payback obligation. Rebates may also be required based on specific product sales thresholds. The Company applies an estimated factor against its actual invoiced sales to represent the expected level of future discount or rebate obligations associated with the sale.

The Company maintains a returns policy that allows its U.S. pharmaceutical customers to return product within a specified period prior to and subsequent to the expiration date (generally, three to six months before and 12 months after product expiration). The estimate of the provision for returns is based upon historical experience with actual returns. Additionally, the Company considers factors such as levels of inventory in the distribution channel, product dating and expiration period, whether products have been discontinued, entrance in the market of generic or other competition, changes in formularies or launch of over-the-counter products, among others. Outside of the U.S., returns are only allowed in certain countries on a limited basis.

Merck's payment terms for U.S. pharmaceutical customers are typically 36 days from receipt of invoice and for U.S. animal health customers are typically 30 days from receipt of invoice; however, certain products have longer payment terms, including *Keytruda*, which has payment terms of 90 days. Payment terms for vaccines sales in the U.S. typically range from 30 to 60 days. Outside of the U.S., payment terms are typically 30 days to 90 days, although certain markets have longer payment terms.

See Note 19 for disaggregated revenue disclosures.

Depreciation — Depreciation is provided over the estimated useful lives of the assets, principally using the straight-line method. For tax purposes, accelerated tax methods are used. The estimated useful lives primarily range from 25 to 45 years for *Buildings*, and from 3 to 15 years for *Machinery, equipment and office furnishings*. Depreciation expense was \$1.8 billion in 2023, \$1.8 billion in 2022 and \$1.6 billion in 2021.

Advertising and Promotion Costs — Advertising and promotion costs are expensed as incurred. The Company recorded advertising and promotion expenses of \$2.3 billion in 2023, \$2.2 billion in 2022 and \$2.0 billion in 2021.

Software Capitalization — The Company capitalizes certain costs incurred in connection with obtaining or developing internal-use software including external direct costs of material and services, and payroll costs for employees directly involved with the software development. These costs are included in *Property, plant and equipment*. In addition, the Company capitalizes certain costs incurred to implement a cloud computing arrangement that is considered a service agreement, which are included in *Other Assets*. Capitalized software costs are being amortized over periods ranging from 2 to 10 years, with the longer lives generally associated with enterprise-wide projects implemented over multiple years. Costs incurred during the preliminary project stage and post-implementation stage, as well as maintenance and training costs, are expensed as incurred.

Goodwill — Goodwill represents the excess of the consideration transferred over the fair value of net assets of businesses acquired. Goodwill is assigned to reporting units and evaluated for impairment at least annually, or more frequently if impairment indicators exist, by first assessing qualitative factors to determine whether it is more likely than not that the fair value of a reporting unit is less than its carrying amount. If the Company concludes it is more likely than not that the fair value of a reporting unit is less than its carrying amount, a quantitative fair value test is performed. If the carrying value of a reporting unit is greater than its fair value, a goodwill impairment charge will be recorded for the difference (up to the carrying value of goodwill).

Acquired Intangibles — Intangibles acquired in a business combination include product rights, trade names and patents, licenses and other, which are initially recorded at fair value, assigned an estimated useful life, and amortized primarily on a straight-line basis over their estimated useful lives ranging from 2 to 24 years. The Company periodically evaluates whether current facts or circumstances indicate that the carrying values of its acquired intangibles may not be recoverable. If such circumstances are determined to exist, an estimate of the undiscounted future cash flows of these assets, or appropriate asset groupings, is compared to the carrying value to determine whether an impairment exists. If the asset is determined to be impaired, the loss is measured based on the difference between the carrying value of the intangible asset and its fair value, which is determined based on the net present value of estimated future cash flows.

Acquired In-Process Research and Development — IPR&D that the Company acquires in conjunction with the acquisition of a business represents the fair value assigned to incomplete research projects which, at the time of acquisition, have not reached technological feasibility. The amounts are capitalized and are accounted for as indefinite-lived intangible assets, subject to impairment testing until completion or abandonment of the projects. Upon successful completion of each IPR&D project, Merck will make a determination as to the then-useful life of the intangible asset, generally determined by the period in which the substantial majority of the cash flows are expected to be generated, and begin amortization. The Company evaluates IPR&D for impairment at least annually, or more frequently if impairment indicators exist, by performing a quantitative test that compares the fair value of the IPR&D intangible asset with its carrying value. If the fair value is less than the carrying amount, an impairment loss is recognized in operating results.

Contingent Consideration — Certain of the Company's acquisitions involve the potential for future payment of consideration that is contingent upon the achievement of performance milestones, including product development milestones and royalty payments on future product sales. If the transaction is accounted for as a business combination, the fair value of contingent consideration liabilities is determined at the acquisition date using unobservable inputs. These inputs include the estimated amount and timing of projected cash flows, the probability of success (achievement of the contingent event) and the risk-adjusted discount rate used to present value the probability-weighted cash flows. Subsequent to the acquisition date, at each reporting period until the contingency is resolved, the contingent consideration liability is remeasured at current fair value with changes (either expense or income) recorded in earnings. Significant events that increase or decrease the probability of achieving development and regulatory milestones or that increase or decrease projected cash flows will result in corresponding increases or decreases in the fair values of the related contingent consideration obligations.

Research and Development — Research and development is expensed as incurred. Nonrefundable advance payments for goods and services that will be used in future research and development activities are expensed when the activity has been performed or when the goods have been received rather than when the payment is made. Research and development expenses include restructuring costs and IPR&D impairment charges. In addition, research and development expenses include expense or income related to changes in the estimated fair value measurement of liabilities for contingent consideration associated with IPR&D assets. Research and

development expenses also include upfront and milestone payments related to asset acquisitions and licensing transactions involving clinical development programs that have not yet received regulatory approval.

Collaborative Arrangements — Merck has entered into collaborative arrangements that provide the Company with varying rights to develop, produce and market products together with its collaborative partners. When Merck is the principal on sales transactions with third parties, the Company recognizes sales, cost of sales and selling, general and administrative expenses on a gross basis. Profit sharing amounts it pays to its collaborative partners are recorded within *Cost of sales*. When the collaborative partner is the principal on sales transactions with third parties, the Company records profit sharing amounts received from its collaborative partners as alliance revenue (within *Sales*). Alliance revenue is recorded net of cost of sales and includes an adjustment to share commercialization costs between the partners in accordance with the collaboration agreement. The adjustment is determined by comparing the commercialization costs Merck has incurred directly and reported within *Selling, general and administrative* expenses with the costs the collaborative partner has incurred. Research and development costs Merck incurs related to collaborations are recorded within *Research and development* expenses. Cost reimbursements to the collaborative partner or payments received from the collaborative partner to share these costs pursuant to the terms of the collaboration agreements are recorded as increases or decreases to *Research and development* expenses.

In addition, the terms of the collaboration agreements may require the Company to make payments based upon the achievement of certain developmental, regulatory approval or commercial milestones. Upfront and milestone payments payable by Merck to collaborative partners prior to regulatory approval are expensed as incurred and included in *Research and development* expenses. Payments due to collaborative partners upon or subsequent to regulatory approval are capitalized and amortized to *Cost of sales* over the estimated useful life of the corresponding intangible asset, provided that future cash flows support the amounts capitalized. Sales-based milestones payable by Merck to collaborative partners are accrued and capitalized, subject to cumulative amortization catch-up, when determined to be probable of being achieved by the Company. The amortization catch-up is calculated either from the time of the first regulatory approval for indications that were unapproved at the time the collaboration was formed, or from the time of the formation of the collaboration for approved products. The related intangible asset that is recognized is amortized to *Cost of sales* over its remaining useful life, subject to impairment testing.

Share-Based Compensation — The Company expenses all share-based payments to employees over the requisite service period based on the grant-date fair value of the awards.

Restructuring Costs — The Company records liabilities for costs associated with exit or disposal activities in the period in which the liability is incurred. In accordance with existing benefit arrangements, future employee termination costs to be incurred in conjunction with involuntary separations are accrued when such separations are probable and estimable. When accruing these costs, the Company will recognize the amount within a range of costs that is the best estimate within the range. When no amount within the range is a better estimate than any other amount, the Company recognizes the minimum amount within the range. Costs for one-time termination benefits in which the employee is required to render service until termination in order to receive the benefits are recognized ratably over the future service period.

Contingencies and Legal Defense Costs — The Company records accruals for contingencies and legal defense costs expected to be incurred in connection with a loss contingency when it is probable that a liability has been incurred and the amount can be reasonably estimated.

Taxes on Income — Deferred taxes are recognized for the future tax effects of temporary differences between financial and income tax reporting based on enacted tax laws and rates. The Company evaluates tax positions to determine whether the benefits of tax positions are more likely than not of being sustained upon audit based on the technical merits of the tax position. For tax positions that are more likely than not of being sustained upon audit, the Company recognizes the amount of the benefit that is greater than 50% likely of being realized upon ultimate settlement in the financial statements. For tax positions that are not more likely than not of being sustained upon audit, the Company does not recognize any portion of the benefit in the financial statements. The Company recognizes interest and penalties associated with uncertain tax positions as a component of *Taxes on Income from Continuing Operations*. The Company accounts for the tax effects of the tax on global intangible low-taxed income (GILTI) of certain foreign subsidiaries in the income tax provision in the period the tax arises. The Company's policy for releasing disproportionate income tax effects from AOCL is to utilize the item-by-item approach.

Reclassifications — Certain reclassifications have been made to prior year amounts to conform to the current year presentation.

Use of Estimates — The consolidated financial statements are prepared in conformity with accounting principles generally accepted in the U.S. (GAAP) and, accordingly, include certain amounts that are based on management's best estimates and judgments. Estimates are used when accounting for amounts recorded in connection with acquisitions, including initial fair value determinations of assets and liabilities in a business combination (primarily IPR&D, other intangible assets and contingent consideration), as well as subsequent fair value measurements. Additionally, estimates are used in determining such items as provisions for sales discounts, rebates and returns, depreciable and amortizable lives, recoverability of inventories, including those produced in preparation for product launches, amounts recorded for contingencies, environmental liabilities, accruals for contingent sales-based milestone payments and other reserves, pension and other postretirement benefit plan assumptions, share-based compensation assumptions, restructuring costs, impairments of long-lived assets (including intangible assets and goodwill) and investments, and taxes on income. Because of the uncertainty inherent in such estimates, actual results may differ from these estimates.

Recently Adopted Accounting Standards — In October 2021, the Financial Accounting Standards Board (FASB) issued amended guidance that requires acquiring entities to recognize and measure contract assets and liabilities in a business combination in accordance with existing revenue recognition guidance. The Company adopted the guidance effective January 1, 2023. The adoption of this guidance did not have an impact on the Company's consolidated financial statements for prior acquisitions; however, the impact in future periods will be dependent upon the contract assets and contract liabilities acquired in future business combinations.

In June 2022, the FASB issued guidance related to the fair value measurement of an equity security subject to contractual restrictions that prohibit the sale of the equity security. The new guidance also introduces new disclosure requirements for equity securities subject to contractual sale restrictions that are measured at fair value. The Company adopted the guidance effective July 1, 2023. There was no impact to the Company's consolidated financial statements upon adoption.

Recently Issued Accounting Standards Not Yet Adopted — In August 2023, the FASB issued amended guidance that requires a newly formed joint venture to recognize and initially measure its assets and liabilities at fair value upon formation. The amended guidance includes exceptions to fair value measurement that are consistent with the accounting for business combinations guidance. The amended guidance is effective prospectively for all joint ventures with a formation date on or after January 1, 2025, however existing joint ventures have the option to apply the guidance retrospectively. Early adoption is permitted for both interim and annual periods. The Company anticipates there will be no impact to its consolidated financial statements upon adoption.

In November 2023, the FASB issued guidance intended to improve reportable segment disclosure requirements, primarily through expanded disclosures for significant segment expenses. The guidance is effective for annual periods beginning in 2024, and interim periods beginning in 2025. Early adoption is permitted. The guidance will result in incremental disclosures to the Company's segment reporting disclosures.

In December 2023, the FASB issued guidance intended to improve the transparency of income tax disclosures by requiring consistent categories and disaggregation of information in the effective income tax rate reconciliation and income taxes paid disclosures by jurisdiction. The guidance also includes other amendments to improve the effectiveness of income tax disclosures by removing certain previously required disclosures. The guidance is effective for 2025 annual reporting. Early adoption is permitted. The Company is currently evaluating the impact of adoption on the disclosures within its consolidated financial statements.

3. Acquisitions, Research Collaborations and Licensing Agreements

The Company continues to pursue acquisitions and the establishment of external alliances such as research collaborations and licensing agreements to complement its internal research capabilities. These arrangements often include upfront payments; expense reimbursements or payments to the third party; milestone, royalty or profit share arrangements contingent upon the occurrence of certain future events linked to the success of the asset in development; and can also include option and continuation payments. The Company also reviews its marketed products and pipeline to examine candidates which may provide more value through out-licensing and, as part of its portfolio assessment process, may also divest certain assets. Pro forma financial information for acquired businesses is not presented if the historical financial results of the acquired entity are not significant when compared with the Company's financial results.

Recent Transactions

In February 2024, Merck entered into a definitive agreement to acquire the aqua business of Elanco Animal Health Incorporated (Elanco) for \$1.3 billion in cash. The Elanco aqua business to be acquired consists of an

innovative portfolio of medicines and vaccines, nutritionals and supplements for aquatic species; two related aqua manufacturing facilities in Canada and Vietnam; as well as a research facility in Chile. Upon closing, the acquisition will broaden Merck Animal Health's aqua portfolio with products, such as Clynav, a new generation DNA-based vaccine that protects Atlantic salmon against pancreas disease, and Imvixa, an anti-parasitic sea lice treatment. This acquisition also brings a portfolio of water treatment products for warm water production, complementing Merck Animal Health's warm water vaccine portfolio. In addition to these products, the DNA-based vaccine technology that is a part of the business has the potential to accelerate the development of novel vaccines to address the unmet needs of the aqua industry. The acquisition is expected to be completed by mid-2024, subject to approvals from regulatory authorities and other customary closing conditions. The transaction will be accounted for as an acquisition of a business.

In January 2024, Merck entered into an agreement to acquire Harpoon Therapeutics, Inc. (Harpoon), a clinical-stage immunotherapy company developing a novel class of T-cell engagers designed to harness the power of the body's immune system to treat patients suffering from cancer and other diseases. Under the terms of the agreement, Merck will acquire all outstanding shares of Harpoon for \$23 per share in cash, for an approximate total equity value of \$680 million. Harpoon's lead candidate, HPN328, is a T-cell engager targeting delta-like ligand 3 (DLL3), an inhibitory canonical Notch ligand that is expressed at high levels in small-cell lung cancer and neuroendocrine tumors. HPN328 is currently being evaluated in a Phase 1/2 clinical trial as a monotherapy in patients with advanced cancers associated with expression of DLL3 and also in combination with atezolizumab in patients with certain types of small-cell lung cancer. Closing of the acquisition is expected in the first half of 2024, but is subject to certain conditions, including approval of the merger by Harpoon's stockholders, the expiration of the waiting period under the Hart-Scott-Rodino Antitrust Improvements Act, and other customary conditions. If the proposed transaction closes, the Company anticipates it will be accounted for as an acquisition of an asset since HPN328 accounts for substantially all of the fair value of the gross assets to be acquired (excluding cash and deferred income taxes). The Company expects to record a charge of approximately \$650 million to *Research and development* expenses upon closing.

2023 Transactions

In October 2023, Merck and Daiichi Sankyo entered into a global development and commercialization agreement for three of Daiichi Sankyo's deruxtecan (DXd) antibody drug conjugate (ADC) candidates: patritumab deruxtecan (HER3-DXd) (MK-1022), ifinatamab deruxtecan (I-DXd) (MK-2400) and raludotatug deruxtecan (R-DXd) (MK-5909). See Note 4 for additional information related to this collaboration.

In June 2023, Merck acquired Prometheus Biosciences, Inc. (Prometheus), a clinical-stage biotechnology company pioneering a precision medicine approach for the discovery, development, and commercialization of novel therapeutic and companion diagnostic products for the treatment of immune-mediated diseases. Total consideration paid of \$11.0 billion included \$1.2 billion of costs to settle share-based equity awards (including \$700 million to settle unvested equity awards). Prometheus' lead candidate, tulisokibart, MK-7240 (formerly PRA023), is a humanized monoclonal antibody directed to tumor necrosis factor-like ligand 1A, a target associated with both intestinal inflammation and fibrosis. Tulisokibart is being developed for the treatment of immune-mediated diseases including ulcerative colitis, Crohn's disease, and other autoimmune conditions. A Phase 3 clinical trial evaluating tulisokibart for ulcerative colitis commenced in 2023. The transaction was accounted for as an acquisition of an asset since tulisokibart accounted for substantially all of the fair value of the gross assets acquired (excluding cash and deferred income taxes). Merck recorded net assets of \$877 million, including cash of \$368 million, investments of \$296 million, deferred tax assets of \$218 million and other net liabilities of \$5 million, as well as a charge of \$10.2 billion to *Research and development* expenses in 2023 related to the transaction. There are no future contingent payments associated with the acquisition.

In February 2023, Merck and Kelun-Biotech (a holding subsidiary of Sichuan Kelun Pharmaceutical Co., Ltd.) closed a license and collaboration agreement expanding their relationship in which Merck gained exclusive rights for the research, development, manufacture and commercialization of up to seven investigational preclinical ADCs for the treatment of cancer. Kelun-Biotech retained the right to research, develop, manufacture and commercialize certain licensed and option ADCs for Chinese mainland, Hong Kong and Macau. Merck made an upfront payment of \$175 million, which was recorded in *Research and development* expenses in 2023. In October 2023, Merck notified Kelun-Biotech it was terminating two of the seven candidates under the agreement. Kelun-Biotech remains eligible to receive future contingent payments aggregating up to \$725 million in development-related payments, \$1.95 billion in regulatory milestones, and \$3.9 billion in sales-based milestones if Kelun-Biotech does not retain Chinese mainland, Hong Kong and Macau rights for the option ADCs and all remaining candidates achieve regulatory approval. In addition, Kelun-Biotech is eligible to receive tiered royalties ranging from a mid-single-digit rate to a low-double-digit rate on future net sales for any commercialized ADC product. Also, in connection with the agreement, Merck invested \$100 million in Kelun-Biotech shares in January 2023.

In January 2023, Merck acquired Imago BioSciences, Inc. (Imago), a clinical-stage biopharmaceutical company developing new medicines for the treatment of myeloproliferative neoplasms and other bone marrow diseases, for \$1.35 billion (including payments to settle share-based equity awards) and also incurred approximately \$60 million of transaction costs. Imago's lead candidate, bomedemstat, MK-3543 (formerly IMG-7289), is an investigational orally available lysine-specific demethylase 1 inhibitor currently being evaluated in multiple clinical trials for the treatment of essential thrombocythemia, myelofibrosis, and polycythemia vera, in addition to other indications. A Phase 3 clinical trial evaluating bomedemstat for the treatment of certain patients with essential thrombocythemia is underway. The transaction was accounted for as an acquisition of an asset since bomedemstat represented substantially all of the fair value of the gross assets acquired (excluding cash and deferred income taxes). Merck recorded net assets of \$219 million, as well as a charge of \$1.2 billion to *Research and development* expenses in 2023 related to the transaction. There are no future contingent payments associated with the acquisition.

2022 Transactions

In October 2022, Merck and Royalty Pharma plc (Royalty Pharma) entered into a funding arrangement under which Royalty Pharma paid Merck \$50 million to co-fund Merck's development costs for a Phase 2b trial of MK-8189, an investigational oral phosphodiesterase 10A (PDE10A) inhibitor, which is being evaluated for the treatment of schizophrenia. As Royalty Pharma is sharing the risk of technical and regulatory success with Merck, the development funding was recognized by Merck as an obligation to perform contractual services. Accordingly, the payment received is being recognized by Merck as a reduction to *Research and development* expenses ratably over the estimated Phase 2b research period. Under the agreement, Royalty Pharma has no rights to MK-8189 and has no decision-making authority over the program. If Merck elects to advance MK-8189 into a Phase 3 study, Royalty Pharma has the option to provide additional funding of 50% of the development costs up to \$375 million. Royalty Pharma is eligible to receive royalties on future sales. If Royalty Pharma elects to provide the additional funding noted above, Royalty Pharma becomes eligible to receive future regulatory milestone payments contingent upon certain marketing approvals, as well as a higher royalty rate. Merck will record the milestone payments as an expense within *Other (income) expense, net* upon receipt of the related approvals.

In September 2022, Merck exercised its option to jointly develop and commercialize V940 (mRNA-4157), an investigational individualized neoantigen therapy, pursuant to the terms of an existing collaboration and license agreement with Moderna, Inc. (Moderna). See Note 4 for additional information related to this collaboration.

In August 2022, Merck and Orna Therapeutics (Orna), a biotechnology company pioneering a new investigational class of engineered circular RNA (oRNA) therapies, entered into a collaboration agreement to discover, develop, and commercialize multiple programs, including vaccines and therapeutics in the areas of infectious disease and oncology. Under the terms of the agreement, Merck made an upfront payment to Orna of \$150 million, which was recorded in *Research and development* expenses in 2022. In addition, Orna is eligible to receive future contingent payments aggregating up to \$440 million in development-related payments, \$675 million in regulatory milestones, and \$2.4 billion in sales-based milestones associated with the progress of the multiple vaccine and therapeutic programs, as well as royalties ranging from a high-single-digit rate to a low-double-digit rate on any approved products derived from the collaboration. Merck also invested \$100 million in Orna's Series B preferred shares in 2022.

In July 2022, Merck and Orion Corporation (Orion) announced a global co-development and co-commercialization agreement for Orion's investigational candidate ODM-208 (MK-5684) and other drugs targeting cytochrome P450 11A1 (CYP11A1), an enzyme important in steroid production. MK-5684 is an oral, non-steroidal inhibitor of CYP11A1 currently being evaluated in a Phase 3 clinical trial for the treatment of patients with metastatic castration-resistant prostate cancer. Merck made an upfront payment to Orion of \$290 million, which was recorded in *Research and development* expenses in 2022. Orion is responsible for the manufacture of clinical and commercial supply of MK-5684. In addition, the contract provides both parties with an option to convert the initial co-development and co-commercialization agreement into a global exclusive license to Merck. If the option is exercised, Merck would assume full responsibility for all past development and commercialization expenses associated with the program since inception of the agreement, as well as all future development and commercialization expenses. In addition, Orion would be eligible to receive milestone payments associated with progress in the development and commercialization of MK-5684, as well as tiered double-digit royalties on sales if the product is approved.

Also in July 2022, Merck and Kelun-Biotech closed a license and collaboration agreement in which Merck gained exclusive worldwide rights for the development, manufacture and commercialization of an investigational ADC (MK-1200) for the treatment of solid tumors. Under the terms of the agreement, Merck and Kelun-Biotech will collaborate on the early clinical development of the investigational ADC. Merck made an upfront payment of \$35 million, which was recorded in *Research and development* expenses in 2022. Kelun-Biotech is also eligible to receive future contingent milestone payments aggregating up to \$82 million in developmental milestones, \$334 million

in regulatory milestones, and \$485 million in sales-based milestones. The agreement also provides for Merck to pay tiered royalties ranging from a mid-single-digit rate to a low-double-digit rate on future net sales.

In May 2022, in connection with an existing arrangement, Merck exercised its option to obtain an exclusive license outside of Chinese mainland, Hong Kong, Macau and Taiwan for the development, manufacture and commercialization of Kelun-Biotech's trophoblast antigen 2 (TROP2)-targeting ADC programs, including its lead compound, SKB-264 (MK-2870), which is currently in Phase 3 clinical development. Under the terms of the agreement, Merck and Kelun-Biotech will collaborate on certain early clinical development plans, including evaluating the potential of MK-2870 as a monotherapy and in combination with *Keytruda* for advanced solid tumors. Upon option exercise, Merck made a payment of \$30 million, which was recorded in *Research and development* expenses in 2022. Additionally, Merck made an additional payment of \$25 million upon technology transfer in 2023. Merck also agreed to make quarterly payments in 2022 and 2023 aggregating up to \$111 million to fund Kelun-Biotech's ongoing research and development activities, of which \$95 million has been paid through December 31, 2023. In addition, Kelun-Biotech is eligible to receive future contingent milestone payments (which include all program compounds) aggregating up to \$90 million in developmental milestones, \$290 million in first commercial sale milestones, and \$780 million in sales-based milestones. The agreement also provides for Merck to pay tiered royalties ranging from a mid-single-digit rate to a low-double-digit rate on future net sales.

2021 Transactions

In November 2021, Merck acquired Acceleron Pharma Inc. (Acceleron), a publicly traded biopharmaceutical company, for total consideration of \$11.5 billion. Acceleron's development work focused on evaluating the transforming growth factor (TGF)-beta superfamily of proteins that is known to play a central role in the regulation of cell growth, differentiation and repair. Acceleron's lead therapeutic candidate, sotatercept (MK-7962), has a novel mechanism of action with the potential to improve short-term and/or long-term clinical outcomes in patients with pulmonary arterial hypertension (PAH). Sotatercept is under priority review in the U.S. and is also under review in the European Union (EU) for the treatment of certain adult patients with PAH. Under a previous agreement assumed by Merck, Bristol-Myers Squibb Company (BMS) was granted an exclusive license to develop and commercialize sotatercept outside of the pulmonary hypertension (PH) field (for which Merck would be eligible to receive contingent milestones and royalty payments), however, Merck retains the worldwide exclusive rights to develop and commercialize sotatercept in the PH field. The agreement provides for Merck to pay 22% royalties on future sales of sotatercept in the PH field to BMS. In addition to sotatercept, Acceleron's portfolio included Reblozyl (luspaterecept), which is being developed and commercialized through a global collaboration with BMS. See Note 4 for additional information related to this collaboration.

The transaction was accounted for as a business combination. The Company incurred \$280 million of costs directly related to the acquisition of Acceleron, consisting primarily of share-based compensation payments to settle non-vested equity awards attributable to postcombination service, severance, as well as investment banking and legal fees. These costs were included in *Selling, general and administrative* expenses and *Research and development* costs in 2021.

The estimated fair value of assets acquired and liabilities assumed from Acceleron (inclusive of measurement period adjustments) is as follows:

	November 19, 2021
Cash and cash equivalents	\$ 340
Investments	285
Identifiable intangible assets: ⁽¹⁾	
IPR&D - sotatercept	6,380
Product rights - Reblozyl (12 year useful life)	3,830
Deferred income tax liabilities, net	(1,814)
Other assets and liabilities, net	82
Total identifiable net assets	9,103
Goodwill ⁽²⁾	2,411
Consideration transferred	\$ 11,514

⁽¹⁾ The estimated fair value of the identifiable intangible assets related to sotatercept and Reblozyl were determined using an income approach, specifically the multi-period excess earnings method. The future probability-weighted net cash flows were discounted to present value utilizing a discount rate of 7.5% for sotatercept and 6.0% for Reblozyl. Actual cash flows are likely to be different than those assumed.

⁽²⁾ The goodwill recognized is largely attributable to anticipated synergies expected to arise after the acquisition and was allocated to the Pharmaceutical segment. The goodwill is not deductible for tax purposes.

In April 2021, Merck acquired Pandion Therapeutics, Inc. (Pandion), a clinical-stage biotechnology company developing novel therapeutics designed to address the unmet needs of patients living with autoimmune diseases. Pandion's development work focused on advancing a pipeline of precision immune modulators targeting critical immune control nodes. Total consideration paid of \$1.9 billion included \$147 million of costs primarily comprised of share-based compensation payments to settle equity awards. The transaction was accounted for as an acquisition of an asset. Merck recorded net assets of \$156 million (primarily cash) and a charge of \$1.7 billion to *Research and development* expenses in 2021 related to the transaction. There are no future contingent payments associated with the acquisition.

In March 2021, Merck and Gilead Sciences, Inc. (Gilead) entered into an agreement to jointly develop and commercialize long-acting treatments in HIV that combine Merck's investigational nucleoside reverse transcriptase translocation inhibitor, islatravir, and Gilead's investigational capsid inhibitor, lenacapavir. There was no upfront payment made by either party upon entering into the agreement. The initial focus of the collaboration has been on long-acting oral formulations and long-acting injectable formulations of these combination products, with other formulations potentially added to the collaboration as mutually agreed. The parties continue to study a long-acting oral formulation of these combination products but have terminated the studies of long-acting injectable formulations of these combination products. Furthermore, Merck and Gilead subsequently amended the agreement to include the joint development and commercialization of a long-acting injectable formulation of lenacapavir with GS-1614, a development candidate resulting from a collaboration between Scripps Research and Gilead that is a novel prodrug of islatravir.

Under the terms of the agreement, Merck and Gilead will share operational responsibilities, as well as development, commercialization and marketing costs, and any future revenues. Global development and commercialization costs will be shared 60% Gilead and 40% Merck across the oral and injectable formulation programs. For long-acting oral products, Gilead will lead commercialization in the U.S. and Merck will lead commercialization in the EU and the rest of the world. For long-acting injectable products, Merck will lead commercialization in the U.S. and Gilead will lead commercialization in the EU and the rest of the world. Gilead and Merck will co-promote in the U.S. and certain other major markets. Merck and Gilead will share global product revenues equally until product revenues surpass certain pre-agreed per formulation revenue tiers. Upon passing \$2.0 billion a year in net product sales for the oral combination, the revenue split will adjust to 65% Gilead and 35% Merck for any revenues above the threshold. Upon passing \$3.5 billion a year in net product sales for the injectable combination, the revenue split will adjust to 65% Gilead and 35% Merck for any revenues above the threshold.

Beyond the potential combinations of investigational lenacapavir and investigational islatravir, Gilead will have the option to license certain of Merck's investigational oral integrase inhibitors to develop in combination with lenacapavir. Reciprocally, Merck will have the option to license certain of Gilead's investigational oral integrase inhibitors to develop in combination with islatravir. Each company may exercise its option for an investigational oral integrase inhibitor of the other company following completion of the first Phase 1 clinical trial of that integrase inhibitor. Upon exercise of an option, the companies will split development costs and revenues, unless the non-exercising company decides to opt-out.

In December 2021, the U.S. Food and Drug Administration (FDA) placed full or partial clinical holds on investigational new drug applications for certain oral, implant and injectable formulations of islatravir based on observations of decreases in total lymphocyte and CD4+ T-cell counts in some participants receiving islatravir in clinical studies. In 2023, the Phase 2 clinical trial evaluating an oral once-weekly combination of a lower dose of islatravir and lenacapavir in virologically suppressed adults completed enrollment. The investigational new drug application for the islatravir + lenacapavir once-weekly treatment regimen remains under a partial clinical hold for any studies that would use islatravir doses higher than the doses considered for the revised clinical program. The Company remains committed to developing compounds for long-acting HIV prevention and believes in the potential of the nucleoside reverse transcriptase translocation inhibitor (NRTTI) mechanism.

4. Collaborative Arrangements

Merck has entered into collaborative arrangements that provide the Company with varying rights to develop, produce and market products together with its collaborative partners. Both parties in these arrangements are active participants and exposed to significant risks and rewards dependent on the commercial success of the activities of the collaboration. Merck's more significant collaborative arrangements are discussed below.

AstraZeneca PLC

In 2017, Merck and AstraZeneca PLC (AstraZeneca) entered into a global strategic oncology collaboration to co-develop and co-commercialize AstraZeneca's Lynparza (olaparib) for multiple cancer types. Independently, Merck and AstraZeneca will develop and commercialize Lynparza in combinations with their respective PD-1 and PD-L1 medicines, *Keytruda* and *Imfinzi*. The companies are also jointly developing and commercializing AstraZeneca's Koselugo (selumetinib) for multiple indications. Under the terms of the agreement, AstraZeneca and Merck will share the development and commercialization costs for Lynparza and Koselugo monotherapy and non-PD-L1/PD-1 combination therapy opportunities.

Profits from Lynparza and Koselugo product sales generated through monotherapies or combination therapies are shared equally. AstraZeneca is the principal on Lynparza and Koselugo sales transactions. Merck records its share of Lynparza and Koselugo product sales, net of cost of sales and commercialization costs, as alliance revenue, and its share of development costs associated with the collaboration as part of *Research and development* expenses. Reimbursements received from AstraZeneca for research and development expenses are recognized as reductions to *Research and development* costs.

As part of the agreement, Merck made an upfront payment to AstraZeneca and also made payments over a multi-year period for certain license options. In addition, the agreement provides for contingent payments from Merck to AstraZeneca related to the successful achievement of sales-based and regulatory milestones.

Merck made a sales-based milestone payment to AstraZeneca of \$400 million in 2022 (which had been previously accrued for). Additionally, in 2022, Merck determined it was probable that sales of Lynparza in the future would trigger a \$600 million sales-based milestone payment from Merck to AstraZeneca. Accordingly, Merck recorded a \$600 million liability (which remained accrued at December 31, 2023) and a corresponding increase to the intangible asset related to Lynparza. Merck also recognized \$250 million of cumulative amortization catch-up expense related to the recognition of this milestone in 2022. Potential future sales-based milestone payments of \$2.1 billion have not yet been accrued as they are not deemed by the Company to be probable at this time.

Lynparza received regulatory approvals triggering capitalized milestone payments of \$105 million and \$250 million in 2023 and 2022, respectively, from Merck to AstraZeneca. In January 2024, Merck made an additional \$245 million regulatory milestone payment to AstraZeneca. Potential future regulatory milestone payments of \$850 million remain under the agreement.

The intangible asset balance related to Lynparza (which includes capitalized sales-based and regulatory milestone payments) was \$1.5 billion at December 31, 2023 and is included in *Other Intangibles, Net*. The amount is being amortized over its estimated useful life through 2028 as supported by projected future cash flows, subject to impairment testing.

Summarized financial information related to this collaboration is as follows:

<i>Years Ended December 31</i>	2023	2022	2021
Alliance revenue - Lynparza	\$ 1,199	\$ 1,116	\$ 989
Alliance revenue - Koselugo	97	54	29
Total alliance revenue	\$ 1,296	\$ 1,170	\$ 1,018
Cost of sales ⁽¹⁾	311	492	167
Selling, general and administrative	192	185	178
Research and development	79	106	120
<i>December 31</i>	2023	2022	
Receivables from AstraZeneca included in <i>Other current assets</i>	\$ 341	\$ 303	
Payables to AstraZeneca included in <i>Accrued and other current liabilities</i> ⁽²⁾	256	123	
Payables to AstraZeneca included in <i>Other Noncurrent Liabilities</i> ⁽²⁾	600	600	

⁽¹⁾ Represents amortization of capitalized milestone payments. Amount in 2022 includes \$250 million of cumulative amortization catch-up expense as noted above.

⁽²⁾ Includes accrued milestone payments.

Eisai Co., Ltd.

In 2018, Merck and Eisai Co., Ltd. (Eisai) announced a strategic collaboration for the worldwide co-development and co-commercialization of Lenvima (lenvatinib), an orally available tyrosine kinase inhibitor

discovered by Eisai. Under the agreement, Merck and Eisai will develop and commercialize Lenvima jointly, both as monotherapy and in combination with *Keytruda*. Eisai records Lenvima product sales globally (Eisai is the principal on Lenvima sales transactions) and Merck and Eisai share applicable profits equally. Merck records its share of Lenvima product sales, net of cost of sales and commercialization costs, as alliance revenue. Expenses incurred during co-development are shared by the two companies in accordance with the collaboration agreement and reflected in *Research and development* expenses. Certain expenses incurred solely by Merck or Eisai are not shareable under the collaboration agreement, including costs incurred in excess of agreed upon caps and costs related to certain combination studies of *Keytruda* and Lenvima.

Under the agreement, Merck made an upfront payment to Eisai and also made payments over a multi-year period for certain option rights. In addition, the agreement provides for contingent payments from Merck to Eisai related to the successful achievement of sales-based and regulatory milestones.

Merck made sales-based milestone payments to Eisai aggregating \$125 million, \$600 million and \$200 million in 2023, 2022 and 2021, respectively. In 2023, Merck determined it was probable that sales of Lenvima in the future would trigger \$250 million of sales-based milestone payments from Merck to Eisai. Accordingly, Merck recorded \$250 million of liabilities (of which \$125 million was subsequently paid in 2023 as noted above and \$125 million remained accrued at December 31, 2023) and corresponding increases to the intangible asset related to Lenvima. Merck also recognized \$154 million of cumulative amortization catch-up expense related to the recognition of these milestones in 2023. Potential future sales-based milestone payments of \$2.3 billion have not yet been accrued as they are not deemed by the Company to be probable at this time.

In 2022 and 2021, Lenvima received regulatory approvals triggering capitalized milestone payments of \$50 million and \$75 million, respectively, from Merck to Eisai. There are no regulatory milestone payments remaining under the agreement.

The intangible asset balance related to Lenvima (which includes capitalized sales-based and regulatory milestone payments) was \$683 million at December 31, 2023 and is included in *Other Intangibles, Net*. The amount is being amortized over its estimated useful life through 2026 as supported by projected future cash flows, subject to impairment testing.

Summarized financial information related to this collaboration is as follows:

<i>Years Ended December 31</i>	2023	2022	2021
Alliance revenue - Lenvima	\$ 960	\$ 876	\$ 704
Cost of sales ⁽¹⁾	381	212	195
Selling, general and administrative	189	158	127
Research and development	66	136	173
<hr/>			
<i>December 31</i>	2023	2022	
Receivables from Eisai included in <i>Other current assets</i>	\$ 226	\$ 214	
Payables to Eisai included in <i>Accrued and other current liabilities</i> ⁽²⁾	125	—	

⁽¹⁾ Represents amortization of capitalized milestone payments. Amount in 2023 includes \$154 million of cumulative amortization catch-up expense as noted above.

⁽²⁾ Represents an accrued milestone payment.

Bayer AG

In 2014, the Company entered into a worldwide clinical development collaboration with Bayer AG (Bayer) to market and develop soluble guanylate cyclase (sGC) modulators including Bayer's Adempas (riociguat). The two companies have implemented a joint development and commercialization strategy. The collaboration also includes development of Bayer's Verquvo (vericiguat), which was approved in the U.S., the EU and Japan in 2021 and has since been approved in several other markets. Under the agreement, Bayer commercializes Adempas in the Americas, while Merck commercializes in the rest of the world. For Verquvo, Merck commercializes in the U.S. and Bayer commercializes in the rest of the world. Both companies share in development costs and profits on sales. Merck records sales of Adempas and Verquvo in its marketing territories, as well as alliance revenue. Alliance revenue represents Merck's share of profits from sales of Adempas and Verquvo in Bayer's marketing territories, which are product sales net of cost of sales and commercialization costs. Cost of sales includes Bayer's share of profits from sales in Merck's marketing territories.

In addition, the agreement provided for contingent payments from Merck to Bayer related to the successful achievement of sales-based milestones. In 2022, Merck made the final \$400 million sales-based milestone payment under this collaboration to Bayer.

The intangible asset balances related to Adempas (which includes the acquired intangible asset balance, as well as capitalized sales-based milestone payments attributed to Adempas) and Verquvo (which reflects the portion of the final sales-based milestone payment that was attributed to Verquvo) were \$526 million and \$52 million, respectively, at December 31, 2023 and are included in *Other Intangibles, Net*. The assets are being amortized over their estimated useful lives (through 2027 for Adempas and through 2031 for Verquvo) as supported by projected future cash flows, subject to impairment testing.

Summarized financial information related to this collaboration is as follows:

<i>Years Ended December 31</i>	2023	2022	2021
Alliance revenue - Adempas/Verquvo	\$ 367	\$ 341	\$ 342
Net sales of Adempas recorded by Merck	255	238	252
Net sales of Verquvo recorded by Merck	36	22	7
Total sales	\$ 658	\$ 601	\$ 601
Cost of sales ⁽¹⁾	224	210	424
Selling, general and administrative	131	153	126
Research and development	90	75	53
<i>December 31</i>	2023	2022	
Receivables from Bayer included in <i>Other current assets</i>	\$ 156	\$ 143	
Payables to Bayer included in <i>Accrued and other current liabilities</i>	80	80	

⁽¹⁾ Includes amortization of intangible assets. Amount in 2021 includes \$153 million of cumulative amortization catch-up expense.

Ridgeback Biotherapeutics LP

In 2020, Merck and Ridgeback Biotherapeutics LP (Ridgeback), a closely held biotechnology company, entered into a collaboration agreement to develop *Lagevrio* (molnupiravir), an investigational orally available antiviral candidate for the treatment of patients with COVID-19. Merck gained exclusive worldwide rights to develop and commercialize *Lagevrio* and related molecules. Following initial authorizations in certain markets in the fourth quarter of 2021, *Lagevrio* has since received multiple additional authorizations.

Under the terms of the agreement, Ridgeback received an upfront payment and is eligible to receive future contingent payments dependent upon the achievement of certain developmental and regulatory approval milestones. The agreement also provides for Merck to reimburse Ridgeback for a portion of certain third-party contingent milestone payments and royalties on net sales, which is part of the profit-sharing calculation. Merck is the principal on sales transactions, recognizing sales and related costs, with profit-sharing amounts recorded within *Cost of sales*. Profits from the collaboration are split equally between the partners. Reimbursements from Ridgeback for its share of research and development costs (deducted from Ridgeback's share of profits) are reflected as decreases to *Research and development expenses*.

Summarized financial information related to this collaboration is as follows:

<i>Years Ended December 31</i>	2023	2022	2021
Net sales of <i>Lagevrio</i> recorded by Merck	\$ 1,428	\$ 5,684	\$ 952
Cost of sales ⁽¹⁾	852	3,038	502
Selling, general and administrative	97	147	37
Research and development	60	88	137
<i>December 31</i>	2023	2022	
Payables to Ridgeback included in <i>Accrued and other current liabilities</i> ⁽²⁾	\$ 113	\$ 348	

⁽¹⁾ Includes royalty expense, amortization of capitalized milestone payments and inventory reserves.

⁽²⁾ Includes accrued royalties. Amount at December 31, 2022 also includes an accrued milestone payment.

Bristol-Myers Squibb Company

Reblozyl (luspatercept-aamt) is a first-in-class erythroid maturation recombinant fusion protein obtained as part of Merck's November 2021 acquisition of Acceleron that is being commercialized through a global collaboration with BMS. Reblozyl is approved in the U.S., Europe, and certain other markets for the treatment of anemia in certain rare blood disorders and is also being evaluated for additional indications for hematology therapies. BMS is the principal on sales transactions for Reblozyl; however, Merck co-promotes Reblozyl (and will co-promote all future products approved under this collaboration) in North America, which is reimbursed by BMS. Merck receives a 20% sales royalty from BMS which could increase to a maximum of 24% based on sales levels. This royalty will be reduced by 50% upon the earlier of patent expiry or generic entry on an indication-by-indication basis in each market. Additionally, Merck is eligible to receive future contingent sales-based milestone payments of up to \$80 million. Alliance revenue related to this collaboration (recorded within *Sales*) consists of royalties and, for 2022, also includes the receipt of a regulatory approval milestone payment of \$20 million. Merck recorded alliance revenue related to this collaboration of \$212 million in 2023, \$166 million in 2022 and \$17 million in 2021.

Moderna, Inc.

In September 2022, Merck exercised its option to jointly develop and commercialize V940 (mRNA-4157), an investigational individualized neoantigen therapy, pursuant to the terms of an existing collaboration and license agreement with Moderna, which resulted in a \$250 million payment that was charged to *Research and development* expenses in 2022. V940 (mRNA-4157) is currently being evaluated in combination with *Keytruda* in multiple Phase 3 clinical trials. Merck and Moderna will share costs and any profits equally under this worldwide collaboration. Merck records its share of development costs associated with the collaboration as part of *Research and development* expenses. Any reimbursements received from Moderna for research and development expenses will be recognized as reductions to *Research and development* costs.

Summarized financial information related to this collaboration is as follows:

<i>Years Ended December 31</i>	2023	2022
Selling, general and administrative	\$ 5	\$ —
Research and development ⁽¹⁾	218	288
<hr/>		
<i>December 31</i>	2023	2022
Payables to Moderna included in <i>Accrued and other current liabilities</i>	\$ 63	\$ 7

⁽¹⁾ Expenses in 2022 include the \$250 million option payment noted above.

Daiichi Sankyo

In October 2023, Merck and Daiichi Sankyo entered into a global development and commercialization agreement for three of Daiichi Sankyo's DXd ADC candidates: patritumab deruxtecan (HER3-DXd) (MK-1022), ifinatamab deruxtecan (I-DXd) (MK-2400) and raludotatug deruxtecan (R-DXd) (MK-5909). All three potentially first-in-class DXd ADCs are in various stages of clinical development for the treatment of multiple solid tumors both as monotherapy and/or in combination with other treatments. The companies will jointly develop and potentially commercialize these ADC candidates worldwide, except in Japan where Daiichi Sankyo will maintain exclusive rights. Daiichi Sankyo will be solely responsible for manufacturing and supply.

Under the terms of the agreement, Merck made payments to Daiichi Sankyo totaling \$4.0 billion. These payments included \$1.0 billion (\$500 million each for patritumab deruxtecan and ifinatamab deruxtecan) which may be refundable on a pro-rated basis in the event of early termination of development with respect to either program. In addition, the agreement provides for a continuation payment of \$750 million related to patritumab deruxtecan due from Merck in October 2024 and a continuation payment of \$750 million related to raludotatug deruxtecan due from Merck in October 2025. If Merck does not make the continuation payments on the dates noted for either patritumab deruxtecan or raludotatug deruxtecan, the rights for the applicable program will revert to Daiichi Sankyo and the non-refundable upfront payments already paid will be retained by Daiichi Sankyo. The agreement also provides for contingent payments from Merck to Daiichi Sankyo of up to an additional \$5.5 billion for each DXd ADC upon the successful achievement of certain sales-based milestones.

Following regulatory approval, Daiichi Sankyo will generally record sales worldwide (Daiichi Sankyo will be the principal on sales transactions) and the companies will equally share expenses as well as profits worldwide except for Japan where Daiichi Sankyo retains exclusive rights and Merck will receive a 5% sales-based royalty. Merck will record its share of product sales, net of cost of sales and commercialization costs, as alliance revenue. For raludotatug deruxtecan, Merck will be responsible for 75% of the first \$2.0 billion of research and development expenses and 50% of excess allowable research and development expenses; the companies will share equally all

other expenses as well as profits worldwide. Merck will include its share of development costs associated with the collaboration as part of *Research and development* expenses.

In conjunction with this transaction, Merck recorded an aggregate pretax charge of \$5.5 billion to *Research and development* expenses in 2023 for the \$4.0 billion of upfront payments and the \$1.5 billion of continuation payments. Merck determined it was appropriate to expense the \$1.0 billion refundable portion of the consideration because the significant number of clinical studies currently underway and planned in the near future, as well as certain studies in advanced stages, makes it highly likely that the programs will continue to progress and incur substantial expenses, and therefore the likelihood of the programs terminating before the end of the refundable period is remote. Merck also determined that it was appropriate to expense the continuation payments upon execution of the agreement because such payments do not result in the Company gaining any additional intellectual property rights. In addition, the significant number of ongoing and planned clinical studies and the short-term nature of the option period makes the likelihood of Merck not making these payments remote.

5. Spin-Off of Organon & Co.

On June 2, 2021, Merck completed the spin-off of Organon through a distribution of Organon's publicly traded stock to Company shareholders. In connection with the spin-off, each Merck shareholder received one-tenth of a share of Organon's common stock for each share of Merck common stock held by such shareholder. The distribution has been treated as tax free to Merck and its shareholders for U.S. federal income tax purposes. Indebtedness of \$9.5 billion principal amount, consisting of term loans and senior notes, was issued in 2021 in connection with the spin-off and assumed by Organon. Merck is no longer the obligor of any Organon debt or financing arrangements. Cash proceeds of \$9.0 billion were distributed by Organon to Merck in connection with the spin-off.

Also in connection with the spin-off, Merck and Organon entered into a separation and distribution agreement and also entered into various other agreements to effect the spin-off and provide a framework for the relationship between Merck and Organon after the spin-off, including a transition services agreement (TSA), manufacturing and supply agreements (MSAs), trademark license agreements, intellectual property license agreements, an employee matters agreement, a tax matters agreement and certain other commercial agreements. Under the TSA, Merck is providing Organon various services and, similarly, Organon is providing Merck various services. A majority of the services provided under the TSA terminated within 25 months following the spin-off; a majority of the remaining services will terminate within 35 months following the spin-off. Merck and Organon also entered into a series of interim operating agreements pursuant to which in various jurisdictions where Merck held licenses, permits and other rights in connection with marketing, import and/or distribution of Organon products prior to the separation, Merck continued to market, import and distribute such products until such time as the relevant licenses and permits transferred to Organon. Under such interim operating agreements and in accordance with the separation and distribution agreement, Merck continued operations in the affected markets on behalf of Organon, with Organon receiving all of the economic benefits and burdens of such activities. As of December 31, 2023, only one jurisdiction remains under an interim operating agreement. Additionally, Merck and Organon entered into a number of MSAs pursuant to which Merck is (a) manufacturing and supplying certain active pharmaceutical ingredients for Organon, (b) manufacturing and supplying certain formulated pharmaceutical products for Organon, and (c) packaging and labeling certain finished pharmaceutical products for Organon. Similarly, Organon and Merck entered into a number of MSAs pursuant to which Organon is (a) manufacturing and supplying certain formulated pharmaceutical products for Merck, and (b) packaging and labeling certain finished pharmaceutical products for Merck. The terms of the MSAs range in initial duration from four years to ten years.

The amounts included in the consolidated statement of income for the above MSAs include sales of \$394 million, \$383 million and \$219 million in 2023, 2022 and 2021, respectively, and related cost of sales of \$422 million, \$404 million and \$195 million in 2023, 2022 and 2021, respectively. Amounts included in the consolidated statement of income for the TSAs were immaterial in 2023, 2022 and 2021. The amounts due from Organon under all of the above agreements were \$632 million and \$511 million at December 31, 2023 and 2022, respectively, and are reflected in *Other current assets*. The amounts due to Organon under these agreements were \$598 million and \$345 million at December 31, 2023 and 2022, respectively, and are included in *Accrued and other current liabilities*.

The results of the women's health, biosimilars and established brands businesses (previously included in the Pharmaceutical segment) that were contributed to Organon in the spin-off, as well as interest expense related to the debt issuance in 2021, have been reflected as discontinued operations in the Company's consolidated statement of income as *Income from Discontinued Operations, Net of Taxes and Amounts Attributable to Noncontrolling Interests* for periods prior to the spin-off on June 2, 2021. Merck incurred separation costs of \$556 million in 2021 related to the spin-off of Organon, which are also included in *Income from Discontinued Operations, Net of Taxes and*

Amounts Attributable to Noncontrolling Interests. These costs primarily relate to professional fees for separation activities within finance, tax, legal and information technology functions, as well as investment banking fees.

Details of *Income from Discontinued Operations, Net of Taxes and Amounts Attributable to Noncontrolling Interests* are as follows:

<i>Year Ended December 31</i>	<i>2021⁽¹⁾</i>
Sales	\$ 2,512
Costs, Expenses and Other	
Cost of sales	789
Selling, general and administrative	877
Research and development	103
Restructuring costs	1
Other (income) expense, net	(15)
	1,755
Income from discontinued operations before taxes	757
Tax provision	50
Income from discontinued operations, net of taxes	707
Less: Income of discontinued operations attributable to noncontrolling interests	3
	\$ 704

⁽¹⁾ Reflects amounts through the June 2, 2021 spin-off date.

6. Restructuring

2024 Restructuring Program

In January 2024, the Company approved a new restructuring program (2024 Restructuring Program) intended to continue the optimization of the Company's Human Health global manufacturing network as the future pipeline shifts to new modalities and also optimize the Animal Health global manufacturing network to improve supply reliability and increase efficiency. The actions contemplated under the 2024 Restructuring Program are expected to be substantially completed by the end of 2031, with the cumulative pretax costs to be incurred by the Company to implement the program estimated to be approximately \$4.0 billion. Approximately 60% of the cumulative pretax costs will be non-cash, relating primarily to the accelerated depreciation of facilities to be closed or divested. The remainder of the costs will result in cash outlays, relating primarily to facility shut-down costs. The Company recorded total pretax costs of \$190 million in 2023 related to the 2024 Restructuring Program.

2019 Restructuring Program

In 2019, Merck approved a global restructuring program (2019 Restructuring Program) as part of a worldwide initiative focused on optimizing the Company's manufacturing and supply network, as well as reducing its global real estate footprint. The Company recorded total pretax costs of \$743 million in 2023, \$666 million in 2022 and \$868 million in 2021 related to the 2019 Restructuring Program. Since inception of the 2019 Restructuring Program through December 31, 2023, Merck recorded total pretax accumulated costs of approximately \$4.1 billion. Approximately 70% of the cumulative pretax costs were cash outlays, primarily related to employee separation expense and facility shut-down costs. Approximately 30% of the cumulative pretax costs were non-cash, relating primarily to the accelerated depreciation of facilities to be closed or divested. The actions under the 2019 Restructuring Program are substantially complete.

For segment reporting, restructuring charges are unallocated expenses.

The following table summarizes the charges related to the restructuring programs by type of cost:

	Separation Costs	Accelerated Depreciation	Other Exit Costs	Total
Year Ended December 31, 2023				
2024 Restructuring Program				
Cost of sales	\$ —	\$ —	\$ 62	\$ 62
Restructuring costs	115	—	13	128
	115	—	75	190
2019 Restructuring Program				
Cost of sales	—	131	18	149
Selling, general and administrative	—	9	113	122
Research and development	—	—	1	1
Restructuring costs	339	—	132	471
	339	140	264	743
	\$ 454	\$ 140	\$ 339	\$ 933
Year Ended December 31, 2022				
2019 Restructuring Program				
Cost of sales	\$ —	\$ 72	\$ 133	\$ 205
Selling, general and administrative	—	19	75	94
Research and development	—	29	1	30
Restructuring costs	212	—	125	337
	\$ 212	\$ 120	\$ 334	\$ 666
Year Ended December 31, 2021				
2019 Restructuring Program				
Cost of sales	\$ —	\$ 52	\$ 108	\$ 160
Selling, general and administrative	—	12	7	19
Research and development	—	27	1	28
Restructuring costs	451	—	210	661
	\$ 451	\$ 91	\$ 326	\$ 868

Separation costs are associated with actual headcount reductions, as well as involuntary headcount reductions which were probable and could be reasonably estimated.

Accelerated depreciation costs primarily relate to manufacturing, research and administrative facilities and equipment to be sold or closed as part of the programs. Accelerated depreciation costs represent the difference between the depreciation expense to be recognized over the revised useful life of the asset, based upon the anticipated date the site will be closed or divested or the equipment disposed of, and depreciation expense as determined utilizing the useful life prior to the restructuring actions. All the sites have and will continue to operate up through the respective closure dates and, since future undiscounted cash flows are sufficient to recover the respective book values, Merck is recording accelerated depreciation over the revised useful life of the site assets. Anticipated site closure dates, particularly related to manufacturing locations, have been and may continue to be adjusted to reflect changes resulting from regulatory or other factors.

Other exit costs in 2023, 2022 and 2021 include asset abandonment, facility shut-down and other related costs, as well as pretax gains and losses resulting from the sales of facilities and related assets. Additionally, other activity includes certain employee-related costs associated with pension and other postretirement benefit plans (see Note 14) and share-based compensation.

The following table summarizes the charges and spending relating to restructuring program activities by program:

	Separation Costs	Accelerated Depreciation	Other Exit Costs	Total
2024 Restructuring Program				
Restructuring reserves January 1, 2023	\$ —	\$ —	\$ —	\$ —
Expenses	115	—	75	190
(Payments) receipts, net	—	—	(13)	(13)
Non-cash activity	—	—	(62)	(62)
Restructuring reserves December 31, 2023	\$ 115	\$ —	\$ —	\$ 115
2019 Restructuring Program				
Restructuring reserves January 1, 2022	\$ 596	\$ —	\$ 41	\$ 637
Expenses	212	120	334	666
(Payments) receipts, net	(329)	—	(120)	(449)
Non-cash activity	—	(120)	(221)	(341)
Restructuring reserves December 31, 2022	479	—	34	513
Expenses	339	140	264	743
(Payments) receipts, net	(252)	—	(145)	(397)
Non-cash activity	—	(140)	(122)	(262)
Restructuring reserves December 31, 2023	\$ 566	\$ —	\$ 31	\$ 597

7. Financial Instruments

Derivative Instruments and Hedging Activities

The Company manages the impact of foreign exchange rate movements and interest rate movements on its earnings, cash flows and fair values of assets and liabilities through operational means and through the use of various financial instruments, including derivative instruments.

A significant portion of the Company's revenues and earnings in foreign affiliates is exposed to changes in foreign exchange rates. The objectives of and accounting related to the Company's foreign currency risk management program, as well as its interest rate risk management activities are discussed below.

Foreign Currency Risk Management

The Company has established revenue hedging, balance sheet risk management and net investment hedging programs to protect against volatility of future foreign currency cash flows and changes in fair value caused by changes in foreign exchange rates.

The objective of the revenue hedging program is to reduce the variability caused by changes in foreign exchange rates that would affect the U.S. dollar value of future cash flows derived from foreign currency denominated sales, primarily the euro, Japanese yen and Chinese renminbi. To achieve this objective, the Company will hedge a portion of its forecasted foreign currency denominated third-party and intercompany distributor entity sales (forecasted sales) that are expected to occur over its planning cycle, typically no more than two years into the future. The Company will layer in hedges over time, increasing the portion of forecasted sales hedged as it gets closer to the expected date of the forecasted sales. The portion of forecasted sales hedged is based on assessments of cost-benefit profiles that consider natural offsetting exposures, revenue and exchange rate volatilities and correlations, and the cost of hedging instruments. The Company manages its anticipated transaction exposure principally with purchased local currency put options, forward contracts, and purchased collar options.

The fair values of these derivative contracts are recorded as either assets (gain positions) or liabilities (loss positions) in the Consolidated Balance Sheet. Changes in the fair value of derivative contracts are recorded each period in either current earnings or OCI depending on whether the derivative is designated as part of a hedge transaction and, if so, the type of hedge transaction. For derivatives that are designated as cash flow hedges, the unrealized gains or losses on these contracts are recorded in AOCL and reclassified into Sales when the hedged anticipated revenue is recognized. For those derivatives which are not designated as cash flow hedges, but serve as economic hedges of forecasted sales, unrealized gains or losses are recorded in Sales each period. The cash flows from both designated and non-designated contracts are reported as operating activities in the Consolidated Statement of Cash Flows. The Company does not enter into derivatives for trading or speculative purposes.

The Company manages operating activities and net asset positions at each local subsidiary in order to mitigate the effects of exchange on monetary assets and liabilities. Monetary assets and liabilities denominated in a currency other than the functional currency of a given subsidiary are remeasured at spot rates in effect on the balance sheet date with the effects of changes in spot rates reported in *Other (income) expense, net*. The Company also uses a balance sheet risk management program to mitigate the exposure of such assets and liabilities from the effects of volatility in foreign exchange. Merck principally utilizes forward exchange contracts to offset the effects of exchange on exposures when it is deemed economical to do so based on a cost-benefit analysis that considers the magnitude of the exposure, the volatility of the exchange rate and the cost of the hedging instrument (primarily the euro, Swiss franc, Japanese yen, and Chinese renminbi). The forward contracts are not designated as hedges and are marked to market through *Other (income) expense, net*. Accordingly, fair value changes in the forward contracts help mitigate the changes in the value of the remeasured assets and liabilities attributable to changes in foreign currency exchange rates, except to the extent of the spot-forward differences. These differences are not significant due to the short-term nature of the contracts, which typically have average maturities at inception of less than six months. The cash flows from these contracts are reported as operating activities in the Consolidated Statement of Cash Flows.

The Company also uses forward exchange contracts to hedge a portion of its net investment in foreign operations against movements in exchange rates. The forward contracts are designated as hedges of the net investment in a foreign operation. The unrealized gains or losses on these contracts are recorded in foreign currency translation adjustment within *OCI*, and remain in *AOCL* until either the sale or complete or substantially complete liquidation of the subsidiary. The Company excludes certain portions of the change in fair value of its derivative instruments from the assessment of hedge effectiveness (excluded components). Changes in fair value of the excluded components are recognized in *OCI*. The Company recognizes in earnings the initial value of the excluded components on a straight-line basis over the life of the derivative instrument, rather than using the mark-to-market approach. The cash flows from these contracts are reported as investing activities in the Consolidated Statement of Cash Flows.

Foreign exchange risk is also managed through the use of foreign currency debt. The Company's senior unsecured euro-denominated notes have been designated as, and are effective as, economic hedges of the net investment in a foreign operation. Accordingly, foreign currency transaction gains or losses due to spot rate fluctuations on the euro-denominated debt instruments are included in foreign currency translation adjustment within *OCI*.

The effects of the Company's net investment hedges on *OCI* and the Consolidated Statement of Income are shown below:

Years Ended December 31	Amount of Pretax (Gain) Loss Recognized in Other Comprehensive Income ⁽¹⁾			Amount of Pretax (Gain) Loss Recognized in <i>Other (income) expense, net</i> for Amounts Excluded from Effectiveness Testing		
	2023	2022	2021	2023	2022	2021
<i>Net Investment Hedging Relationships</i>						
Foreign exchange contracts	\$ —	\$ (48)	\$ (49)	\$ 1	\$ (1)	\$ (13)
Euro-denominated notes	105	(162)	(296)	—	—	—

⁽¹⁾ No amounts were reclassified from *AOCL* into income related to the sale of a subsidiary.

Interest Rate Risk Management

The Company may use interest rate swap contracts on certain investing and borrowing transactions to manage its net exposure to interest rate changes and to reduce its overall cost of borrowing. The Company does not use leveraged swaps and, in general, does not leverage any of its investment activities that would put principal at risk.

At December 31, 2023, the Company was a party to four pay-floating, receive-fixed interest rate swap contracts designated as fair value hedges of a portion of fixed-rate notes as detailed in the table below.

	Par Value of Debt	Number of Interest Rate Swaps Held	Total Swap Notional Amount
4.50% notes due 2033	\$ 1,500	4	\$ 1,000

The interest rate swap contracts are designated hedges of the fair value changes in the notes attributable to changes in the benchmark Secured Overnight Financing Rate (SOFR) swap rate. The fair value changes in the notes attributable to changes in the SOFR swap rate are recorded in interest expense along with the offsetting fair

value changes in the swap contracts. The cash flows from these contracts are reported as operating activities in the Consolidated Statement of Cash Flows.

The table below presents the location of amounts recorded in the Consolidated Balance Sheet related to cumulative basis adjustments for fair value hedges as of December 31:

	Carrying Amount of Hedged Liabilities		Cumulative Amount of Fair Value Hedging Adjustment Increase (Decrease) Included in the Carrying Amount	
	2023	2022	2023	2022
<i>Balance Sheet Caption</i>				
Long-Term Debt	\$ 1,056	\$ —	\$ 56	\$ —

Presented in the table below is the fair value of derivatives on a gross basis segregated between those derivatives that are designated as hedging instruments and those that are not designated as hedging instruments as of December 31:

	<i>Balance Sheet Caption</i>	2023			2022		
		Fair Value of Derivative		U.S. Dollar Notional	Fair Value of Derivative		U.S. Dollar Notional
		Asset	Liability		Asset	Liability	
<i>Derivatives Designated as Hedging Instruments</i>							
Interest rate swap contracts	Other Noncurrent Assets	\$ 57	\$ —	\$ 1,000	\$ —	\$ —	\$ —
Foreign exchange contracts	Other current assets	106	—	6,138	220	—	4,824
Foreign exchange contracts	Other Assets	26	—	1,929	27	—	1,609
Foreign exchange contracts	Accrued and other current liabilities	—	76	3,680	—	101	2,691
Foreign exchange contracts	Other Noncurrent Liabilities	—	1	7	—	1	91
		\$ 189	\$ 77	\$ 12,754	\$ 247	\$ 102	\$ 9,215
<i>Derivatives Not Designated as Hedging Instruments</i>							
Foreign exchange contracts	Other current assets	\$ 153	\$ —	\$ 9,693	\$ 186	\$ —	\$ 8,540
Foreign exchange contracts	Accrued and other current liabilities	—	162	8,104	—	307	10,926
		\$ 153	\$ 162	\$ 17,797	\$ 186	\$ 307	\$ 19,466
		\$ 342	\$ 239	\$ 30,551	\$ 433	\$ 409	\$ 28,681

As noted above, the Company records its derivatives on a gross basis in the Consolidated Balance Sheet. The Company has master netting agreements with several of its financial institution counterparties (see *Concentrations of Credit Risk* below). The following table provides information on the Company's derivative positions subject to these master netting arrangements as if they were presented on a net basis, allowing for the right of offset by counterparty and cash collateral exchanged per the master agreements and related credit support annexes at December 31:

	2023		2022	
	Asset	Liability	Asset	Liability
Gross amounts recognized in the consolidated balance sheet	\$ 342	\$ 239	\$ 433	\$ 409
Gross amounts subject to offset in master netting arrangements not offset in the consolidated balance sheet	(215)	(215)	(220)	(220)
Cash collateral received/posted	(3)	—	(66)	(19)
Net amounts	\$ 124	\$ 24	\$ 147	\$ 170

The table below provides information regarding the location and amount of pretax gains and losses of derivatives designated in fair value or cash flow hedging relationships:

Years Ended December 31	2023	2022	2021	2023	2022	2021	2023	2022	2021
Financial Statement Caption in which Effects of Fair Value or Cash Flow Hedges are Recorded	Sales			Other (income) expense, net ⁽¹⁾			Other comprehensive income (loss)		
	\$ 60,115	\$ 59,283	\$ 48,704	\$ 466	\$ 1,501	\$ (1,341)	\$ (393)	\$ (339)	\$ 1,756
Loss (gain) on fair value hedging relationships:									
Interest rate swap contracts									
Hedged items	—	—	—	56	(13)	(40)	—	—	—
Derivatives designated as hedging instruments	—	—	—	(57)	4	1	—	—	—
Impact of cash flow hedging relationships:									
Foreign exchange contracts									
Amount of gain recognized in OCI on derivatives	—	—	—	—	—	—	114	684	333
Increase (decrease) in Sales as a result of AOCL reclassifications	249	773	(194)	—	—	—	(249)	(773)	194
Interest rate contracts									
Amount of gain recognized in Other (income) expense, net on derivatives	—	—	—	(1)	(2)	(2)	—	—	—
Amount of gain (loss) recognized in OCI on derivatives	—	—	—	—	—	—	13	(2)	(2)

⁽¹⁾ Interest expense is a component of Other (income) expense, net.

The table below provides information regarding the income statement effects of derivatives not designated as hedging instruments:

Years Ended December 31	Derivatives Not Designated as Hedging Instruments	Income Statement Caption	Amount of Derivative Pretax (Gain) Loss Recognized in Income		
			2023	2022	2021
	Foreign exchange contracts ⁽¹⁾	Other (income) expense, net	\$ (6)	\$ (49)	\$ 313
	Foreign exchange contracts ⁽²⁾	Sales	5	(37)	9

⁽¹⁾ These derivative contracts primarily mitigate changes in the value of remeasured foreign currency denominated monetary assets and liabilities attributable to changes in foreign currency exchange rates. Amount in 2021 includes a loss on forward exchange contracts entered into in conjunction with the spin-off of Organon.

⁽²⁾ These derivative contracts serve as economic hedges of forecasted transactions.

At December 31, 2023, the Company estimates \$40 million of pretax net unrealized losses on derivatives maturing within the next 12 months that hedge foreign currency denominated sales over that same period will be reclassified from AOCL to Sales. The amount ultimately reclassified to Sales may differ as foreign exchange rates change. Realized gains and losses are ultimately determined by actual exchange rates at maturity.

Investments in Debt and Equity Securities

Information on investments in debt and equity securities at December 31 is as follows:

	2023				2022			
	Amortized Cost	Gross Unrealized		Fair Value	Amortized Cost	Gross Unrealized		Fair Value
		Gains	Losses			Gains	Losses	
Commercial paper	\$ 252	\$ —	\$ —	\$ 252	\$ 498	\$ —	\$ —	\$ 498
U.S. government and agency securities	72	—	—	72	68	—	—	68
Corporate notes and bonds	13	—	—	13	3	—	—	3
Total debt securities	\$ 337	\$ —	\$ —	\$ 337	\$ 569	\$ —	\$ —	\$ 569
Publicly traded equity securities ⁽¹⁾				764				1,284
Total debt and publicly traded equity securities				\$ 1,101				\$ 1,853

⁽¹⁾ Unrealized net gains of \$411 million were recorded in Other (income) expense, net in 2023 on equity securities still held at December 31, 2023. Unrealized net losses of \$462 million were recorded in Other (income) expense, net in 2022 on equity securities still held at December 31, 2022.

At both December 31, 2023 and 2022, the Company also had \$832 million of equity investments without readily determinable fair values included in *Other Assets*. The Company records unrealized gains on these equity investments based on favorable observable price changes from transactions involving similar investments of the same investee and records unrealized losses based on unfavorable observable price changes, which are included in *Other (income) expense, net*. During 2023, the Company recorded unrealized gains of \$10 million and unrealized losses of \$61 million related to certain of these equity investments still held at December 31, 2023. During 2022, the Company recorded unrealized gains of \$56 million and unrealized losses of \$12 million related to certain of these equity investments still held at December 31, 2022. Cumulative unrealized gains and cumulative unrealized losses based on observable price changes for investments in equity investments without readily determinable fair values still held at December 31, 2023 were \$299 million and \$80 million, respectively.

At December 31, 2023, 2022 and 2021, the Company also had \$417 million, \$598 million and \$1.7 billion, respectively, recorded in *Other Assets* for equity securities held through ownership interests in investment funds. Losses (gains) recorded in *Other (income) expense, net* relating to these investment funds were \$106 million, \$1.0 billion and \$(1.4) billion for the years ended December 31, 2023, 2022 and 2021, respectively.

Fair Value Measurements

Fair value is defined as the exchange price that would be received for an asset or paid to transfer a liability (an exit price) in the principal or most advantageous market for the asset or liability in an orderly transaction between market participants on the measurement date. The Company uses a fair value hierarchy which maximizes the use of observable inputs and minimizes the use of unobservable inputs when measuring fair value. There are three levels of inputs used to measure fair value with Level 1 having the highest priority and Level 3 having the lowest:

Level 1 — Quoted prices (unadjusted) in active markets for identical assets or liabilities.

Level 2 — Observable inputs other than Level 1 prices, such as quoted prices for similar assets or liabilities, or other inputs that are observable or can be corroborated by observable market data for substantially the full term of the assets or liabilities.

Level 3 — Unobservable inputs that are supported by little or no market activity. Level 3 assets or liabilities are those whose values are determined using pricing models, discounted cash flow methodologies, or similar techniques with significant unobservable inputs, as well as assets or liabilities for which the determination of fair value requires significant judgment or estimation.

If the inputs used to measure the financial assets and liabilities fall within more than one level described above, the categorization is based on the lowest level input that is significant to the fair value measurement of the instrument.

Financial Assets and Liabilities Measured at Fair Value on a Recurring Basis

Financial assets and liabilities measured at fair value on a recurring basis at December 31 are summarized below:

	Fair Value Measurements Using				Fair Value Measurements Using			
	Level 1	Level 2	Level 3	Total	Level 1	Level 2	Level 3	Total
	2023				2022			
Assets								
<i>Investments</i>								
Commercial paper	\$ —	\$ 252	\$ —	\$ 252	\$ —	\$ 498	\$ —	\$ 498
Publicly traded equity securities	252	—	—	252	1,015	—	—	1,015
	252	252	—	504	1,015	498	—	1,513
<i>Other assets ⁽¹⁾</i>								
U.S. government and agency securities	72	—	—	72	68	—	—	68
Corporate notes and bonds	13	—	—	13	3	—	—	3
Publicly traded equity securities ⁽²⁾	512	—	—	512	269	—	—	269
	597	—	—	597	340	—	—	340
<i>Derivative assets ⁽³⁾</i>								
Forward exchange contracts	—	202	—	202	—	218	—	218
Purchased currency options	—	83	—	83	—	215	—	215
Interest rate swaps	—	57	—	57	—	—	—	—
	—	342	—	342	—	433	—	433
Total assets	\$ 849	\$ 594	\$ —	\$ 1,443	\$ 1,355	\$ 931	\$ —	\$ 2,286
Liabilities								
<i>Other liabilities</i>								
Contingent consideration	\$ —	\$ —	\$ 354	\$ 354	\$ —	\$ —	\$ 456	\$ 456
<i>Derivative liabilities ⁽³⁾</i>								
Forward exchange contracts	—	239	—	239	—	402	—	402
Written currency options	—	—	—	—	—	7	—	7
	—	239	—	239	—	409	—	409
Total liabilities	\$ —	\$ 239	\$ 354	\$ 593	\$ —	\$ 409	\$ 456	\$ 865

⁽¹⁾ Investments included in other assets are restricted as to use, including for the payment of benefits under employee benefit plans.

⁽²⁾ Balance at December 31, 2023 includes securities with a total fair value of \$177 million, which are subject to a contractual sale restriction that expires in July 2024.

⁽³⁾ The fair value determination of derivatives includes the impact of the credit risk of counterparties to the derivatives and the Company's own credit risk, the effects of which were not significant.

As of December 31, 2023 and 2022, Cash and cash equivalents included \$6.0 billion and \$11.3 billion of cash equivalents, respectively, (which would be considered Level 2 in the fair value hierarchy).

Contingent Consideration

Summarized information about the changes in the fair value of liabilities for contingent consideration associated with business combinations is as follows:

	2023	2022
Fair value January 1	\$ 456	\$ 777
Changes in estimated fair value ⁽¹⁾	15	(146)
Payments	(117)	(119)
Other	—	(56)
Fair value December 31 ⁽²⁾	\$ 354	\$ 456

⁽¹⁾ Recorded in Cost of sales, Research and development expenses, and Other (income) expense, net. Includes cumulative translation adjustments.

⁽²⁾ At December 31, 2023 and 2022, \$263 million and \$368 million, respectively, of the liabilities relate to the termination of the Sanofi Pasteur MSD joint venture in 2016. As part of the termination, Merck recorded a liability for contingent future royalty payments of 11.5% on net sales of all Merck products that were previously sold by the joint venture through December 31, 2024. The fair value of this liability is determined utilizing the estimated amount and timing of projected cash flows using a risk-adjusted discount rate to present value the cash flows. Balance at December 31, 2023 includes \$128 million recorded as a current liability for amounts expected to be paid within the next 12 months.

The payments of contingent consideration in both years relate to the Sanofi Pasteur MSD liabilities described above.

Other Fair Value Measurements

Some of the Company's financial instruments, such as cash and cash equivalents, receivables and payables, are reflected in the balance sheet at carrying value, which approximates fair value due to their short-term nature.

The estimated fair value of loans payable and long-term debt (including current portion) at December 31, 2023, was \$32.0 billion compared with a carrying value of \$35.1 billion and at December 31, 2022, was \$26.7 billion compared with a carrying value of \$30.7 billion. Fair value was estimated using recent observable market prices and would be considered Level 2 in the fair value hierarchy.

Concentrations of Credit Risk

On an ongoing basis, the Company monitors concentrations of credit risk associated with corporate and government issuers of securities and financial institutions with which it conducts business. Credit exposure limits are established to limit a concentration with any single issuer or institution. Cash and investments are placed in instruments that meet high credit quality standards, as specified in the Company's investment policy guidelines.

The majority of the Company's accounts receivable arise from product sales in the U.S., Europe and China and are primarily due from drug wholesalers, distributors and retailers, hospitals and government agencies. The Company monitors the financial performance and creditworthiness of its customers so that it can properly assess and respond to changes in their credit profile. The Company also continues to monitor global economic conditions, including the volatility associated with international sovereign economies, and associated impacts on the financial markets and its business.

The Company's customers with the largest accounts receivable balances are: McKesson Corporation, Cencora, Inc. and Cardinal Health, Inc., which represented approximately 21%, 20% and 14%, respectively, of total accounts receivable at December 31, 2023. The accounts receivable balance at December 31, 2023 for Chongqing Zhifei Biological Products Co., Ltd. (Zhifei), the sole distributor for the Company's vaccines products in China, is not significant as China is part of the Company's factoring program discussed below; however, vaccine sales distributed by Zhifei represent a substantial portion of total sales in China. The Company monitors the creditworthiness of its customers to which it grants credit terms in the normal course of business. Bad debts have been minimal. The Company does not normally require collateral or other security to support credit sales.

The Company has accounts receivable factoring agreements with financial institutions in certain countries to sell accounts receivable. The Company factored \$3.0 billion and \$2.5 billion of accounts receivable as of December 31, 2023 and 2022, respectively, under these factoring arrangements, which reduced outstanding accounts receivable. The cash received from the financial institutions is reported within operating activities in the Consolidated Statement of Cash Flows. In certain of these factoring arrangements, for ease of administration, the Company will collect customer payments related to the factored receivables, which it then remits to the financial institutions, generally within thirty days after receipt. At December 31, 2023 and 2022, the Company had collected \$44 million and \$67 million, respectively, on behalf of the financial institutions, which is reflected as restricted cash in *Other current assets* and the related obligation to remit the cash within *Accrued and other current liabilities*. The net cash flows related to these collections are reported as financing activities in the Consolidated Statement of Cash Flows. The cost of factoring such accounts receivable was *de minimis*.

Derivative financial instruments are executed under International Swaps and Derivatives Association master agreements. The master agreements with several of the Company's financial institution counterparties also include credit support annexes. These annexes contain provisions that require collateral to be exchanged depending on the value of the derivative assets and liabilities, the Company's credit rating, and the credit rating of the counterparty. Cash collateral received by the Company from various counterparties was \$3 million and \$66 million at December 31, 2023 and 2022, respectively. The obligation to return such collateral is recorded in *Accrued and other current liabilities*. Cash collateral advanced by the Company to various counterparties was \$19 million at December 31, 2022.

8. Inventories

Inventories at December 31 consisted of:

	2023	2022
Finished goods	\$ 1,954	\$ 1,841
Raw materials and work in process	8,037	7,063
Supplies	277	238
	10,268	9,142
Decrease to LIFO cost	(562)	(293)
	\$ 9,706	\$ 8,849
Recognized as:		
Inventories	\$ 6,358	\$ 5,911
Other Assets	3,348	2,938

Inventories valued under the LIFO method comprised approximately \$3.1 billion at both December 31, 2023 and 2022, after reflecting the decrease to LIFO cost. Amounts recognized as *Other Assets* are comprised almost entirely of raw materials and work in process inventories. At December 31, 2023 and 2022, these amounts included \$2.6 billion and \$2.4 billion, respectively, of inventories not expected to be sold within one year. In addition, these amounts included \$790 million and \$516 million at December 31, 2023 and 2022, respectively, of inventories produced in preparation for product launches.

9. Goodwill and Other Intangibles

The following table summarizes goodwill activity by segment:

	Pharmaceutical	Animal Health	Total
Balance January 1, 2022	\$ 17,997	\$ 3,267	\$ 21,264
Other ⁽¹⁾	(61)	1	(60)
Balance December 31, 2022 ⁽²⁾	17,936	3,268	21,204
Other ⁽¹⁾	(14)	7	(7)
Balance December 31, 2023 ⁽²⁾	\$ 17,922	\$ 3,275	\$ 21,197

⁽¹⁾ Includes cumulative translation adjustments on goodwill balances.

⁽²⁾ Accumulated goodwill impairment losses were \$531 million at both December 31, 2023 and 2022.

Other acquired intangibles at December 31 consisted of:

	2023			2022		
	Gross Carrying Amount	Accumulated Amortization	Net	Gross Carrying Amount	Accumulated Amortization	Net
Product rights	\$ 23,643	\$ 17,765	\$ 5,878	\$ 23,555	\$ 16,745	\$ 6,810
IPR&D	6,816	—	6,816	7,661	—	7,661
Trade names	2,881	776	2,105	2,879	635	2,244
Licenses and other	8,263	5,051	3,212	7,651	4,097	3,554
	\$ 41,603	\$ 23,592	\$ 18,011	\$ 41,746	\$ 21,477	\$ 20,269

Some of the more significant acquired intangibles included in product rights, on a net basis, related to human health marketed products at December 31, 2023 were Reblozyl, \$3.2 billion; *Zerbaxa*, \$333 million; and *Sivextro*, \$106 million. Additionally, the Company had \$4.2 billion of net acquired intangibles related to animal health at December 31, 2023, of which \$2.0 billion related to product rights and \$2.1 billion was attributable to trade names, primarily related to Allflex. At December 31, 2023, IPR&D primarily relates to MK-7962 (sotatercept), \$6.4 billion, obtained through the acquisition of Acceleron in 2021 (see Note 3) and MK-1026 (nemtabutrinib), \$418 million, obtained through the acquisition of ArQule, Inc. (ArQule) in 2020 (see below). Some of the more significant net intangible assets included in licenses and other above at December 31, 2023 include Lynparza, \$1.5 billion, related to a collaboration with AstraZeneca; Lenvima, \$683 million, related to a collaboration with Eisai; and Adempas, \$526 million, related to a collaboration with Bayer. See Note 4 for additional information related to the intangible assets associated with these collaborations.

IPR&D that the Company acquires through business combinations represents the fair value assigned to incomplete research projects which, at the time of acquisition, have not reached technological feasibility. Amounts capitalized as IPR&D are accounted for as indefinite-lived intangible assets, subject to impairment testing until completion or abandonment of the projects. Upon successful completion of each IPR&D project, the Company will make a separate determination as to the then-useful life of the asset and begin amortization.

In 2023, the Company recorded a \$779 million IPR&D impairment charge within *Research and development* expenses related to MK-7264, gefapixant, a non-narcotic, oral selective P2X3 receptor antagonist, in development for the treatment of refractory chronic cough or unexplained chronic cough in adults. In December 2023, the FDA issued a Complete Response Letter (CRL) regarding the resubmission of Merck's New Drug Application (NDA) for gefapixant. In the CRL, the FDA concluded that Merck's application did not meet substantial evidence of effectiveness for treating refractory chronic cough and unexplained chronic cough. The CRL was not related to the safety of gefapixant. The marketing application for gefapixant was based on results from the COUGH-1 and COUGH-2 clinical trials. In January 2022, the FDA issued a CRL regarding Merck's original NDA for gefapixant. In that CRL, the FDA requested additional information related to the cough counting system that was used to assess efficacy. Receipt of the second CRL from the FDA constituted a triggering event that required the evaluation of the gefapixant intangible asset for impairment. The Company estimated the current fair value of gefapixant utilizing an income approach, which calculates the present value of projected future cash flows. The market participant assumptions used to derive the forecasted cash flows were updated to reflect revised market launch plans, resulting in a reduction in the estimated fair value. The revised estimated fair value of gefapixant when compared with its related carrying value resulted in the impairment charge noted above. The remaining intangible asset balance related to *Lyfnua* (gefapixant) of \$53 million is now included in product rights in the table above as of December 31, 2023 and will be amortized over its expected useful life as supported by projected future cash flows in the markets where it is approved including Japan and the EU.

In 2022, the Company recorded \$1.7 billion of intangible asset impairment charges within *Research and development* expenses, of which \$1.6 billion represents IPR&D impairment charges related to nemtabrutinib (MK-1026), an oral, reversible, non-covalent Bruton's tyrosine kinase (BTK) inhibitor currently being evaluated for the treatment of hematological malignancies that was obtained through the 2020 acquisition of ArQule. Following discussions with regulatory authorities in the third quarter, the development period for nemtabrutinib was extended, which constituted a triggering event that required the evaluation of the nemtabrutinib intangible asset for impairment. The Company estimated the current fair value of nemtabrutinib utilizing an income approach which calculates the present value of projected future cash flows. The market participant assumptions used to derive the forecasted cash flows were updated to reflect a delay in the anticipated launch date for nemtabrutinib, which resulted in lower cumulative revenue forecasts and a reduction in the estimated fair value. The revised estimated fair value of nemtabrutinib when compared with its related carrying value resulted in a \$807 million impairment charge recorded in the third quarter of 2022. In December 2022, regulatory authorities provided additional feedback with respect to clinical study design that led to a further reassessment of the development plan for nemtabrutinib, which was expected to result in changes to the clinical study design, and corresponding delays in the anticipated approval and launch timelines, which constituted a triggering event. Utilizing an income approach, the forecasted cash flows were updated to reflect a decline in forecasted revenue coupled with an increase in development cost forecasts, which reduced projected cash flows lowering the estimated current fair value of nemtabrutinib. The revised estimated fair value of nemtabrutinib when compared with its then-related carrying value resulted in a \$780 million impairment charge. The remaining IPR&D intangible asset related to nemtabrutinib is \$418 million. If the assumptions used to estimate the fair value of nemtabrutinib prove to be incorrect and the development of nemtabrutinib does not progress as anticipated thereby adversely affecting projected future cash flows, the Company may record an additional impairment charge in the future and such charge could be material. The Company also recorded an \$80 million intangible asset impairment charge in 2022 related to derazantinib resulting from the termination of the out-licensing agreement and the decision by Merck not to pursue development of derazantinib.

In 2021, the Company recorded a \$275 million IPR&D impairment charge within *Research and development* expenses related to nemtabrutinib. As part of Merck's annual impairment assessment of IPR&D intangible assets, the Company estimated the current fair value of nemtabrutinib utilizing projected future cash flows. The market participant assumptions used to derive the forecasted cash flows were updated to reflect the current competitive landscape for nemtabrutinib, including increased expected development costs for additional clinical trial data needed to develop nemtabrutinib, as well as a delay in the anticipated launch date for nemtabrutinib, which collectively reduced the projected future cash flows and estimated fair value. Additionally, the discount rate utilized to determine the current fair value of the asset was reduced to 8.5% to reflect the current risk profile of the asset. The revised estimated fair value of nemtabrutinib when compared with its related carrying value resulted in the IPR&D impairment charge noted above.

The IPR&D projects that remain in development are subject to the inherent risks and uncertainties in drug development and it is possible that the Company will not be able to successfully develop and complete the IPR&D programs and profitably commercialize the underlying product candidates.

The Company may recognize additional non-cash impairment charges in the future related to marketed products or pipeline programs and such charges could be material.

Aggregate amortization expense primarily recorded within *Cost of sales* was \$2.0 billion in 2023, \$2.1 billion in 2022 and \$1.6 billion in 2021. The estimated aggregate amortization expense for each of the next five years is as follows: 2024, \$1.8 billion; 2025, \$1.7 billion; 2026, \$1.6 billion; 2027, \$1.4 billion; 2028, \$1.1 billion.

10. Loans Payable, Long-Term Debt and Leases

Loans Payable

Loans payable at December 31, 2023 included \$1.3 billion of notes due in 2024 and \$69 million of long-dated notes that are subject to repayment at the option of the holders. Loans payable at December 31, 2022 included \$1.7 billion of notes due in 2023 and \$197 million of long-dated notes that are subject to repayment at the option of the holders. The weighted-average interest rate of commercial paper borrowings was 5.14% and 0.65% for the years ended December 31, 2023 and 2022, respectively.

Long-Term Debt

Long-term debt at December 31 consisted of:

	2023	2022
2.75% notes due 2025	\$ 2,498	\$ 2,496
2.15% notes due 2031	1,988	1,986
2.75% notes due 2051	1,980	1,979
3.70% notes due 2045	1,979	1,978
3.40% notes due 2029	1,740	1,738
4.50% notes due 2033	1,547	—
1.70% notes due 2027	1,495	1,494
2.90% notes due 2061	1,484	1,483
5.00% notes due 2053	1,481	—
4.00% notes due 2049	1,473	1,471
4.15% notes due 2043	1,240	1,239
1.45% notes due 2030	1,238	1,237
2.45% notes due 2050	1,214	1,213
1.875% euro-denominated notes due 2026	1,103	1,060
0.75% notes due 2026	996	995
1.90% notes due 2028	995	994
5.15% notes due 2063	987	—
3.90% notes due 2039	986	985
2.35% notes due 2040	985	984
4.30% notes due 2030	745	—
4.90% notes due 2044	740	—
6.50% notes due 2033	707	711
1.375% euro-denominated notes due 2036	548	527
2.50% euro-denominated notes due 2034	548	526
4.05% notes due 2028	497	—
3.60% notes due 2042	492	492
6.55% notes due 2037	406	408
5.75% notes due 2036	339	339
5.95% debentures due 2028	307	307
5.85% notes due 2039	271	271
6.40% debentures due 2028	250	250
6.30% debentures due 2026	135	135
2.90% notes due 2024	—	749
0.50% euro-denominated notes due 2024	—	531
Other	289	167
	\$ 33,683	\$ 28,745

Other (as presented in the table above) includes borrowings at variable rates that resulted in effective interest rates of 4.82% and 1.40% for 2023 and 2022, respectively.

With the exception of the 6.30% debentures due 2026, the notes listed in the table above are redeemable in whole or in part, at Merck's option at any time, at varying redemption prices. Effective as of November 3, 2009, the Company executed a full and unconditional guarantee of the then existing debt of its subsidiary Merck Sharp & Dohme Corp. (MSD) and MSD executed a full and unconditional guarantee of the then existing debt of the Company (excluding commercial paper), including for payments of principal and interest. These guarantees do not extend to debt issued subsequent to that date.

In May 2023, the Company issued \$6.0 billion principal amount of senior unsecured notes consisting of \$500 million of 4.05% notes due 2028, \$750 million of 4.30% notes due 2030, \$1.5 billion of 4.50% notes due 2033, \$750 million of 4.90% notes due 2044, \$1.5 billion of 5.00% notes due 2053, and \$1.0 billion of 5.15% notes due 2063. The Company used a portion of the \$5.9 billion net proceeds from this offering to fund a portion of the cash consideration paid for the acquisition of Prometheus (see Note 3), including related fees and expenses, and used the remaining net proceeds for general corporate purposes including to repay commercial paper borrowings and other indebtedness with upcoming maturities.

Certain of the Company's borrowings require that Merck comply with covenants and, at December 31, 2023, the Company was in compliance with these covenants.

The aggregate maturities of long-term debt for each of the next five years are as follows: 2024, \$1.4 billion; 2025, \$2.5 billion; 2026, \$2.2 billion; 2027, \$1.5 billion; 2028, \$2.1 billion. Interest payments related to these debt obligations are as follows: 2024, \$1.2 billion; 2025, \$1.1 billion; 2026, \$1.1 billion; 2027, \$1.0 billion; 2028, \$1.0 billion.

The Company has a \$6.0 billion credit facility that matures in May 2028. The facility provides backup liquidity for the Company's commercial paper borrowing facility and is to be used for general corporate purposes. The Company has not drawn funding from this facility.

Leases

The Company has operating leases primarily for manufacturing facilities, research and development facilities, corporate offices, employee housing, vehicles and certain equipment. The Company determines if an arrangement is a lease at inception. When evaluating contracts for embedded leases, the Company exercises judgment to determine if there is an explicit or implicit identified asset in the contract and if Merck controls the use of that asset. Embedded leases, primarily associated with contract manufacturing organizations, are immaterial. The lease term includes options to extend or terminate the lease when it is reasonably certain that Merck will exercise that option. Real estate leases for facilities have an average remaining lease term of approximately seven years, which include options to extend the leases for up to five years where applicable. Vehicle leases are generally in effect for four years. The Company elected to exclude short-term leases (leases with an initial term of 12 months or less) from the lease assets and liabilities on the balance sheet.

Lease expense for operating lease payments is recognized on a straight-line basis over the term of the lease. Operating lease assets and liabilities are recognized based on the present value of lease payments over the lease term. Since the Company's leases do not have a readily determinable implicit discount rate, the Company uses its incremental borrowing rate to calculate the present value of lease payments by asset class. On a quarterly basis, an updated incremental borrowing rate is determined based on the average remaining lease term of each asset class and the Company's pretax cost of debt for that same term. The updated rates for each asset class are applied prospectively to new leases. The Company does not separate lease components (e.g., payments for rent, real estate taxes and insurance costs) from non-lease components (e.g. common-area maintenance costs) in the event that the agreement contains both. Merck includes both the lease and non-lease components for purposes of calculating the right-of-use asset and related lease liability (if the non-lease components are fixed). For vehicle leases and employee housing, the Company applies a portfolio approach to account for the operating lease assets and liabilities.

Certain of the Company's lease agreements contain variable lease payments that are adjusted periodically for inflation or for actual operating expense true-ups compared with estimated amounts; however, these amounts are immaterial. Sublease income and activity related to sale and leaseback transactions are immaterial. Merck's lease agreements do not contain any material residual value guarantees or material restrictive covenants.

Operating lease cost was \$339 million in 2023, \$334 million in 2022 and \$343 million in 2021. Cash paid for amounts included in the measurement of operating lease liabilities was \$347 million in 2023, \$335 million in 2022 and \$340 million in 2021. Operating lease assets obtained in exchange for lease obligations were \$122 million in 2023, \$57 million in 2022 and \$117 million in 2021.

Supplemental balance sheet information related to operating leases is as follows:

<i>December 31</i>	2023	2022
Assets		
Other Assets ⁽¹⁾	\$ 1,437	\$ 1,346
Liabilities		
Accrued and other current liabilities	285	281
Other Noncurrent Liabilities	928	1,013
	\$ 1,213	\$ 1,294
Weighted-average remaining lease term (years)	7.0	7.0
Weighted-average discount rate	3.3 %	3.1 %

⁽¹⁾ Includes prepaid leases that have no related lease liability.

Maturities of operating leases liabilities are as follows:

2024	\$	325
2025		268
2026		222
2027		139
2028		109
Thereafter		326
Total lease payments		1,389
Less: Imputed interest		176
	\$	1,213

At December 31, 2023, the Company had entered into additional real estate operating leases that had not yet commenced; the obligations associated with these leases total \$188 million.

11. Contingencies and Environmental Liabilities

The Company is involved in various claims and legal proceedings of a nature considered normal to its business, including product liability, intellectual property, and commercial litigation, as well as certain additional matters including governmental and environmental matters. In the opinion of the Company, it is unlikely that the resolution of these matters will be material to the Company's financial condition, results of operations or cash flows.

Given the nature of the litigation discussed below and the complexities involved in these matters, the Company is unable to reasonably estimate a possible loss or range of possible loss for such matters until the Company knows, among other factors, (i) what claims, if any, will survive dispositive motion practice, (ii) the extent of the claims, including the size of any potential class, particularly when damages are not specified or are indeterminate, (iii) how the discovery process will affect the litigation, (iv) the settlement posture of the other parties to the litigation and (v) any other factors that may have a material effect on the litigation.

The Company records accruals for contingencies when it is probable that a liability has been incurred and the amount can be reasonably estimated. These accruals are adjusted periodically as assessments change or additional information becomes available. For product liability claims, a portion of the overall accrual is actuarially determined and considers such factors as past experience, number of claims reported and estimates of claims incurred but not yet reported. Individually significant contingent losses are accrued when probable and reasonably estimable. Legal defense costs expected to be incurred in connection with a loss contingency are accrued when probable and reasonably estimable.

The Company's decision to obtain insurance coverage is dependent on market conditions, including cost and availability, existing at the time such decisions are made. The Company has evaluated its risks and has determined that the cost of obtaining product liability insurance outweighs the likely benefits of the coverage that is available and, as such, has no insurance for most product liabilities.

Product Liability Litigation

Gardasil/Gardasil 9

As previously disclosed, Merck is a defendant in product liability lawsuits in the U.S. involving *Gardasil* (Human Papillomavirus Quadrivalent [Types 6, 11, 16 and 18] Vaccine, Recombinant) and *Gardasil 9* (Human Papillomavirus 9-valent Vaccine, Recombinant). As of December 31, 2023, approximately 140 cases were filed and pending against Merck in either federal or state court. In these actions, plaintiffs allege, among other things, that they suffered various personal injuries after vaccination with *Gardasil* or *Gardasil 9*, with postural orthostatic tachycardia syndrome as a predominate alleged injury. In August 2022, the Judicial Panel on Multidistrict Litigation ordered that *Gardasil/Gardasil 9* product liability cases pending in federal courts nationwide be transferred to Judge Robert J. Conrad in the Western District of North Carolina for coordinated pre-trial proceedings. There are fewer than 15 product liability cases pending outside the U.S.

Governmental Proceedings

Inflation Reduction Act

As previously disclosed, in June 2023, Merck filed a complaint in the U.S. District Court for the District of Columbia against the U.S. government regarding the Inflation Reduction Act's "Drug Price Negotiation Program" for Medicare (the Program). This litigation seeks relief from the Program by challenging its constitutionality as violative of the First and Fifth Amendments to the U.S. Constitution.

Other Matters

As previously disclosed, in April 2019, Merck received a set of investigative interrogatories from the California Attorney General's Office pursuant to its investigation of conduct and agreements that allegedly affected or delayed competition to Lantus in the insulin market. The interrogatories seek information concerning Merck's development of an insulin glargine product, and its subsequent termination, as well as Merck's patent litigation against Sanofi S.A. concerning Lantus and the resolution of that litigation. Merck is cooperating with the California Attorney General's investigation.

As previously disclosed, in June 2020, Merck received a Civil Investigative Demand (CID) from the U.S. Department of Justice. The CID requests answers to interrogatories, as well as various documents, regarding temperature excursions at a third-party storage facility containing certain Merck products. Merck is cooperating with the government's investigation and intends to produce information and/or documents as necessary in response to the CID.

As previously disclosed, from time to time, the Company's subsidiaries in China receive inquiries regarding their operations from various Chinese governmental agencies. Some of these inquiries may be related to matters involving other multinational pharmaceutical companies, as well as Chinese entities doing business with such companies. The Company's policy is to cooperate with these authorities and to provide responses as appropriate.

As previously disclosed, from time to time, the Company receives inquiries and is the subject of preliminary investigation activities from competition and other governmental authorities in markets outside the U.S. These authorities may include regulators, administrative authorities, and law enforcement and other similar officials, and these preliminary investigation activities may include site visits, formal or informal requests or demands for documents or materials, inquiries or interviews and similar matters. Certain of these preliminary inquiries or activities may lead to the commencement of formal proceedings. Should those proceedings be determined adversely to the Company, monetary fines and/or remedial undertakings may be required.

Commercial and Other Litigation

Zetia Antitrust Litigation

As previously disclosed, Merck, MSD, Schering Corporation, Schering-Plough Corporation, and MSP Singapore Company LLC (collectively, the Merck Defendants) were defendants in a number of lawsuits filed in 2018 on behalf of direct and indirect purchasers of Zetia (ezetimibe) alleging violations of federal and state antitrust laws, as well as other state statutory and common law causes of action. The cases were consolidated in a federal multidistrict litigation (the Zetia MDL) before Judge Rebecca Beach Smith in the Eastern District of Virginia.

As previously disclosed, in April 2023, the Merck Defendants reached settlements with the direct purchaser and retailer plaintiffs and a proposed settlement, subject to court approval, with the indirect purchaser class. Under these agreements, Merck agreed to pay \$572.5 million to resolve the direct purchaser, retailer, and indirect purchaser plaintiffs' claims, which was recorded as an expense in the Company's financial results for 2023. On October 18, 2023, the court granted final approval of the indirect purchaser class settlement.

In 2020 and 2021, United Healthcare Services, Inc. (United Healthcare), Humana Inc. (Humana), Centene Corporation and others (Centene), and Kaiser Foundation Health Plan, Inc. (Kaiser) (collectively, the Insurer Plaintiffs), each filed a lawsuit in a jurisdiction outside of the Eastern District of Virginia against the Merck Defendants and others, making similar allegations as those made in the Zetia MDL, as well as additional allegations about Vytorin. These cases were transferred to the Eastern District of Virginia to proceed with the Zetia MDL.

In February 2022, the Insurer Plaintiffs filed amended complaints. In March 2022, the Merck Defendants, jointly with other defendants, moved to dismiss certain aspects of the Insurer Plaintiffs' complaints, including any claims for Vytorin damages. On December 4, 2023, prior to a decision on the motion to dismiss, the U.S. Judicial Panel on Multidistrict Litigation remanded the four Insurer Plaintiff cases to the transferor courts in the Northern District of California (Kaiser), the District of Minnesota (United Healthcare), and the District of New Jersey (Humana and Centene).

RotaTeq Antitrust Litigation

As previously disclosed, in March 2023, the Mayor and City Council of Baltimore filed a putative class action against MSD in the Eastern District of Pennsylvania on behalf of all third-party payors in 35 states that indirectly purchased, paid, and/or provided reimbursement for some or all of the purchase price of *RotaTeq* (Rotavirus Vaccine, Live Oral, Pentavalent), other than for resale, from March 3, 2019 to the present. Plaintiff alleges that MSD violated federal and state antitrust laws and state consumer protection laws. Plaintiff alleges that MSD has implemented an anticompetitive vaccine bundling scheme whereby MSD leverages its alleged monopoly power in certain pediatric vaccine markets to maintain its alleged monopoly power in the U.S. market for rotavirus vaccines in order to charge supracompetitive prices for *RotaTeq*. Plaintiff seeks permanent injunctive relief and unspecified monetary damages on purchases of *RotaTeq*, trebled, and fees and costs. In May 2023, MSD moved to dismiss the complaint. On November 20, 2023, the court granted in part and denied in part the motion to dismiss, dismissing plaintiff's Idaho and Utah consumer law claims and allowing all other claims to proceed.

Bravecto Litigation

As previously disclosed, in January 2020, the Company was served with a complaint in the U.S. District Court for the District of New Jersey. Following motion practice, the plaintiffs filed a second amended complaint on July 1, 2021, seeking to certify a nationwide class action of purchasers or users of *Bravecto* (fluralaner) products in the U.S. or its territories between May 1, 2014 and July 1, 2021. Plaintiffs contend *Bravecto* causes neurological events in dogs and cats and alleges violations of the New Jersey Consumer Fraud Act, Breach of Warranty, Product Liability, and related theories. The Company moved to dismiss or, alternatively, to strike the class allegations from the second amended complaint, and that motion is pending. A similar case was filed in Quebec, Canada in May 2019. The Superior Court certified a class of dog owners in Quebec who gave *Bravecto* Chew to their dogs between February 16, 2017 and November 2, 2018 whose dogs experienced one of the conditions in the post-marketing adverse reactions section of the labeling approved on November 2, 2018. The Company and plaintiffs each appealed the class certification decision. The Court of Appeal of Quebec heard the appeal in February 2022 and issued a decision in April 2022 allowing both parties' appeals in part. The Court of Appeal amended the class period to start July 2, 2014, allowed the second plaintiff to serve as a class representative, and modified the list of conditions in the class definition. The Company sought leave to appeal to the Supreme Court of Canada, which was denied. The case is proceeding in the Superior Court.

340B Program Litigation

As previously disclosed, Merck has filed a complaint in the U.S. District Court for the District of Columbia to challenge the letter Merck received from the Health Resources and Services Administration (HRSA) in May 2022 regarding Merck's 340B Program integrity initiative. HRSA's letter to Merck asserts that Merck is in violation of the 340B statute. HRSA further claims that continued failure to provide the 340B price to covered entities using contract pharmacies may result in civil monetary penalties for each instance of alleged overcharging, in addition to repayment for any instance of overcharging. The letter is very similar to letters HRSA has sent to other manufacturers, which letters have been held to be unlawful by multiple federal courts. Merck disagrees with HRSA's assertion. Merck remains committed to the 340B Program and to providing 340B discounts to eligible covered entities. Merck's 340B Program integrity initiative is consistent with the requirements of the 340B statute and is intended to ensure the integrity and sustainability of the 340B statute by reducing prohibited duplicate discounts and diversion and putting patients back at the center of the program. Merck continues to offer all of the Company's covered outpatient drugs to all 340B covered entities for purchase at or below the 340B ceiling price. In September 2022, the court stayed the case pending the D.C. Circuit's ruling in *Novartis Pharmaceuticals Corp. v. Johnson and United Therapeutics Corp. v. Johnson*.

Qui Tam Litigation

As previously disclosed, in June 2012, the U.S. District Court for the Eastern District of Pennsylvania unsealed a complaint that had been filed against the Company under the federal False Claims Act by two former employees alleging, among other things, that the Company defrauded the U.S. government by falsifying data in connection with a clinical study conducted on the mumps component of the Company's *M-M-R II* vaccine. The complaint alleges the fraud took place between 1999 and 2001. The U.S. government had the right to participate in and take over the prosecution of this lawsuit but notified the court that it declined to exercise that right. The two former employees are pursuing the lawsuit without the involvement of the U.S. government. In addition, as previously disclosed, two putative class action lawsuits on behalf of direct purchasers of the *M-M-R II* vaccine, which charge that the Company misrepresented the efficacy of the *M-M-R II* vaccine in violation of federal antitrust laws and various state consumer protection laws, are pending in the Eastern District of Pennsylvania. In September 2014, the court denied Merck's motion to dismiss the False Claims Act suit and granted in part and denied in part its motion to dismiss the then-pending antitrust suit. As a result, both the False Claims Act suit and the antitrust suits proceeded into discovery, which is now complete, and the parties have filed and briefed cross-motions for summary judgment. On July 27, 2023, in the False Claims Act case, the court denied relators' motion for summary judgment, granted two of the Company's motions for summary judgment, and denied the Company's remaining motions for summary judgment as moot. The court entered judgment in favor of the Company and dismissed relators' amended complaint in full with prejudice. Relators have appealed that decision. In the antitrust case, the court granted the Company's motion for summary judgment as to plaintiffs' state law claims and denied the motion as to plaintiffs' antitrust claim. On November 17, 2023, the Third Circuit granted the Company's petition for permission to appeal the antitrust decision.

Merck KGaA Litigation

As previously disclosed, in January 2016, to protect its long-established brand rights in the U.S., the Company filed a lawsuit against Merck KGaA, Darmstadt, Germany (KGaA), historically operating as the EMD Group in the U.S., alleging it improperly uses the name "Merck" in the U.S. KGaA has filed suit against the Company in a number of jurisdictions outside of the U.S. alleging, among other things, unfair competition, trademark infringement and/or corporate name infringement. In certain of those jurisdictions, KGaA also alleges breach of the parties' coexistence agreement. The litigation is ongoing in the U.S. with no trial date set, and also ongoing in jurisdictions outside of the U.S.

Patent Litigation

From time to time, generic manufacturers of pharmaceutical products file abbreviated New Drug Applications (ANDAs) with the FDA seeking to market generic forms of the Company's products prior to the expiration of relevant patents owned by the Company. To protect its patent rights, the Company may file patent infringement lawsuits against such generic companies. Similar lawsuits defending the Company's patent rights may exist in other countries. The Company intends to vigorously defend its patents, which it believes are valid, against infringement by companies attempting to market products prior to the expiration of such patents. As with any litigation, there can be no assurance of the outcomes, which, if adverse, could result in significantly shortened periods of exclusivity for these products and, with respect to products acquired through acquisitions accounted for as business combinations, potentially significant intangible asset impairment charges.

Bridion — As previously disclosed, between January and November 2020, the Company received multiple Paragraph IV Certification Letters under the Hatch-Waxman Act notifying the Company that generic drug companies have filed applications to the FDA seeking pre-patent expiry approval to sell generic versions of *Bridion* (sugammadex) Injection. In March, April and December 2020, the Company filed patent infringement lawsuits in the U.S. District Courts for the District of New Jersey and the Northern District of West Virginia against those generic companies. All actions in the District of New Jersey have been consolidated. The West Virginia case was jointly dismissed with prejudice in August 2022 in favor of proceeding in New Jersey. The remaining defendants in the New Jersey action have stipulated to infringement of the asserted claims and withdrew all remaining claims and defenses other than a defense seeking to shorten the patent term extension (PTE) of the sugammadex patent to December 2022. The U.S. District Court for the District of New Jersey held a one-day trial in December 2022 on this remaining PTE calculation defense. The court ordered a post-trial briefing on this defense and held closing arguments in February 2023.

While the New Jersey action was pending, the Company settled with five generic companies providing that these generic companies can bring their generic versions of *Bridion* to the market in January 2026 (which may be delayed by any applicable pediatric exclusivity) or earlier under certain circumstances. The Company agreed to stay the lawsuit filed against two generic companies, which in exchange agreed to be bound by a judgment on the merits of the consolidated action in the District of New Jersey. One of the generic companies in the consolidated action

requested dismissal of the action against it and the Company did not oppose this request, which was subsequently granted by the court. The Company does not expect this company to bring its generic version of *Bridion* to the market before January 2026 or later, depending on any applicable pediatric exclusivity.

As previously disclosed, in June 2023, the U.S. District Court for the District of New Jersey ruled in Merck's favor. The court held that Merck's calculation of PTE for the sugammadex patent covering the compound is not invalid and that the U.S. Patent & Trademark Office correctly granted a full five-year extension. This ruling affirms and validates Merck's U.S. patent protection for *Bridion* through at least January 2026. On June 29, 2023, the U.S. District Court for the District of New Jersey issued a final judgment prohibiting the FDA from approving any of the pending or tentatively approved generic applications until January 27, 2026, except for any subsequent agreements between defendants and Merck or further order by the court.

In July 2023, defendants filed a notice of appeal with the United States Court of Appeals for the Federal Circuit. The appeal is currently pending.

On February 5, 2024, the Company received another Paragraph IV Certification Letter under the Hatch-Waxman Act notifying the Company that Hikma Pharmaceuticals USA Inc. has filed an application to the FDA seeking pre-patent expiry approval to sell a generic version of *Bridion* Injection. The Company is currently considering its options.

Januvia, Janumet, Janumet XR — As previously disclosed, the FDA granted pediatric exclusivity with respect to *Januvia* (sitagliptin), *Janumet* (sitagliptin/metformin HCl), and *Janumet XR* (sitagliptin and metformin HCl extended-release), which provides a further six months of exclusivity in the U.S. beyond the expiration of all patents listed in the FDA's Orange Book. Adding this exclusivity to the term of the key patent protection extended exclusivity on these products to January 2023. However, *Januvia*, *Janumet*, and *Janumet XR* contain sitagliptin phosphate monohydrate and the Company has another patent covering certain phosphate salt and polymorphic forms of sitagliptin that expires in May 2027, including pediatric exclusivity (2027 salt/polymorph patent).

As previously disclosed, beginning in 2019, a number of generic drug companies filed ANDAs seeking approval of generic forms of *Januvia* and *Janumet* along with paragraph IV certifications challenging the validity of the 2027 salt/polymorph patent. The Company responded by filing infringement suits which have all been settled. The Company has settled with a total 26 generic companies providing that these generic companies can bring their generic versions of *Januvia* and *Janumet* to the market in the U.S. in May 2026 or earlier under certain circumstances, and their generic versions of *Janumet XR* to the market in July 2026 or earlier under certain circumstances.

In March 2021, the Company filed a patent infringement lawsuit in the U.S. District Court for the District of Delaware against Zydus Worldwide DMCC, Zydus Pharmaceuticals (USA) Inc., and Cadila Healthcare Ltd. (collectively, Zydus). In that lawsuit, the Company alleged infringement of the 2027 salt/polymorph patent based on the filing of Zydus's NDA seeking approval of a form of sitagliptin that is a different from than that used in *Januvia*. In December 2022, the parties reached settlement that included dismissal of the case without prejudice enabling Zydus to seek final approval of a non-automatically substitutable product.

In January 2023, the Company received a Paragraph IV Certification Letter under the Hatch-Waxman Act notifying the Company that Zydus filed an ANDA seeking approval of sitagliptin/metformin HCl tablets and certifying that no valid or enforceable claim of any of the patents listed in FDA's Orange Book for *Janumet* will be infringed by the proposed Zydus product. In March 2023, the parties reached settlement enabling Zydus to seek final approval of a non-automatically substitutable product containing a different form of sitagliptin than that used in *Janumet*. In November 2023, the Company received a Paragraph IV Certification Letter under the Hatch-Waxman Act notifying the Company that Zydus filed an ANDA seeking approval of sitagliptin/metformin HCl Extended Release tablets. In January 2024, the parties reached settlement enabling Zydus to seek final approval of a non-automatically substitutable version containing a different form of sitagliptin than that used in *Janumet XR*.

As a result of these settlement agreements related to the later expiring 2027 salt/polymorph patent directed to the specific sitagliptin salt form of the products, the Company expects that *Januvia* and *Janumet* will not lose market exclusivity in the U.S. until May 2026 and *Janumet XR* will not lose market exclusivity in the U.S. until July 2026, although Zydus has received FDA approval for a non-automatically substitutable form of sitagliptin that differs from the form in the Company's sitagliptin products.

Supplementary Protection Certificates (SPCs) for *Janumet* expired in April 2023 for the majority of European countries. Prior to expiration, generic companies sought revocation of the *Janumet* SPCs in a number of European countries. In February 2022, a Finnish court referred certain questions to the Court of Justice of the European Union (CJEU) that could determine the validity of the *Janumet* SPCs in Europe, for which an oral hearing was held on March 8, 2023, and an Advocate General Opinion is expected on April 15, 2024 with a decision later in

2024. If the CJEU renders a decision that negatively impacts the validity of the *Janumet* SPCs throughout Europe, generic companies that were prevented from launching products during the SPC period in certain European countries may have an action for damages. Those countries include Belgium, Czech Republic, Ireland, Finland, France, Slovakia and Switzerland. If the *Janumet* SPCs are ultimately upheld, the Company has reserved its rights related to the pursuit of damages for those countries where a generic launched prior to expiry of the *Janumet* SPC.

On October 6, 2023, the Company filed a patent infringement lawsuit against Sawai Pharmaceuticals Co., Ltd. and Medisa Shinyaku Co., Ltd (collectively, Defendants) in the Tokyo District Court seeking an injunction to stop the manufacture, sale and offer for sale of the Defendants' sitagliptin dihydrogen phosphate product, while the Company's patents and patent term extensions are in force. The lawsuit is in response to the Defendants' application for marketing authorization to sell a generic sitagliptin dihydrogen phosphate product, in the anhydrate form, which was approved on August 15, 2023. Merck asserts that the Defendants' activity infringes a patent term extension associated with Merck's patent directed to the sitagliptin compound patent.

Keytruda — As previously disclosed, the Company filed a complaint against The Johns Hopkins University (JHU) in November 2022, in the U.S. District Court of Maryland. This action concerns patents emerging from a joint research collaboration between Merck and JHU regarding the use of pembrolizumab, which Merck sells under the trade name *Keytruda*. Merck and JHU partnered to design and conduct a clinical study administering *Keytruda* to cancer patients having tumors that had the genetic biomarker known as microsatellite instability-high (MSI-H). After the conclusion of the study, JHU secured U.S. patents citing the joint research study. Merck alleges that JHU has breached the collaboration agreement by filing and obtaining these patents without informing or involving Merck and then licensing the patents to others. Merck therefore brought this action for breach of contract, declaratory judgment of noninfringement, and promissory estoppel. JHU answered the complaint in April and May 2023, denying Merck's claims, and counterclaiming for willful infringement of nine issued U.S. patents, including a demand for damages. On November 30, 2023, the Company filed an *inter partes* review with the United States Patent & Trademark Office Patent Trial and Appeal Board, challenging the validity of the patent claims of one of the asserted patents in the case.

Lynparza — In December 2022, AstraZeneca Pharmaceuticals LP received a Paragraph IV Certification Letter under the Hatch-Waxman Act notifying AstraZeneca that Natco Pharma Limited (Natco) has filed an application to the FDA seeking pre-patent expiry approval to sell generic versions of Lynparza (olaparib) tablet. In February 2023, AstraZeneca and the Company filed a patent infringement lawsuit in the U.S. District Court for the District of New Jersey/Delaware against Natco. This lawsuit, which asserts one or more patents covering olaparib, automatically stays FDA approval of the generic application until June 2025 or until an adverse court decision, if any, whichever may occur earlier.

In December 2023, AstraZeneca Pharmaceuticals LP received a second Paragraph IV Certification Letter under the Hatch-Waxman Act notifying AstraZeneca that Sandoz Inc. has filed an application to the FDA seeking pre-patent expiry approval to sell generic versions of Lynparza (olaparib) tablet. In February 2024, AstraZeneca and the Company filed a patent infringement lawsuit in the U.S. District Court for the District of New Jersey against Sandoz. This lawsuit, which asserts one or more patents covering olaparib, automatically stays FDA approval of the generic application until June 2026 or until an adverse court decision, if any, whichever may occur earlier.

Other Litigation

There are various other pending legal proceedings involving the Company, principally product liability and intellectual property lawsuits. While it is not feasible to predict the outcome of such proceedings, in the opinion of the Company, either the likelihood of loss is remote or any reasonably possible loss associated with the resolution of such proceedings is not expected to be material to the Company's financial condition, results of operations or cash flows either individually or in the aggregate.

Legal Defense Reserves

Legal defense costs expected to be incurred in connection with a loss contingency are accrued when probable and reasonably estimable. Some of the significant factors considered in the review of these legal defense reserves are as follows: the actual costs incurred by the Company; the development of the Company's legal defense strategy and structure in light of the scope of its litigation; the number of cases being brought against the Company; the costs and outcomes of completed trials and the most current information regarding anticipated timing, progression, and related costs of pre-trial activities and trials in the associated litigation. The amount of legal defense reserves as of December 31, 2023 and 2022 of approximately \$210 million and \$230 million, respectively, represents the Company's best estimate of the minimum amount of defense costs to be incurred in connection with its outstanding litigation; however, events such as additional trials and other events that could arise in the course of its litigation could affect the ultimate amount of legal defense costs to be incurred by the Company. The Company will continue to monitor its legal defense costs and review the adequacy of the associated reserves and may determine to

increase the reserves at any time in the future if, based upon the factors set forth, it believes it would be appropriate to do so.

Environmental Matters

The Company and its subsidiaries are parties to a number of proceedings brought under the Comprehensive Environmental Response, Compensation and Liability Act, commonly known as Superfund, and other federal and state equivalents. These proceedings seek to require the operators of hazardous waste disposal facilities, transporters of waste to the sites and generators of hazardous waste disposed of at the sites to clean up the sites or to reimburse the government for cleanup costs. The Company has been made a party to these proceedings as an alleged generator of waste disposed of at the sites. In each case, the government alleges that the defendants are jointly and severally liable for the cleanup costs. Although joint and several liability is alleged, these proceedings are frequently resolved so that the allocation of cleanup costs among the parties more nearly reflects the relative contributions of the parties to the site situation. The Company's potential liability varies greatly from site to site. For some sites the potential liability is *de minimis* and for others the final costs of cleanup have not yet been determined. While it is not feasible to predict the outcome of many of these proceedings brought by federal or state agencies or private litigants, in the opinion of the Company, such proceedings should not ultimately result in any liability which would have a material adverse effect on the financial condition, results of operations or liquidity of the Company. The Company has taken an active role in identifying and accruing for these costs and such amounts do not include any reduction for anticipated recoveries of cleanup costs from former site owners or operators or other recalcitrant potentially responsible parties.

In management's opinion, the liabilities for all environmental matters that are probable and reasonably estimable have been accrued and totaled \$42 million and \$39 million at December 31, 2023 and 2022, respectively. These liabilities are undiscounted, do not consider potential recoveries from other parties and will be paid out over the periods of remediation for the applicable sites, which are expected to occur primarily over the next 15 years. Although it is not possible to predict with certainty the outcome of these matters, or the ultimate costs of remediation, management does not believe that any reasonably possible expenditures that may be incurred in excess of the liabilities accrued should exceed approximately \$40 million in the aggregate. Management also does not believe that these expenditures should result in a material adverse effect on the Company's financial condition, results of operations or liquidity for any year.

12. Equity

The Merck certificate of incorporation authorizes 6,500,000,000 shares of common stock and 20,000,000 shares of preferred stock.

Capital Stock

A summary of common stock and treasury stock transactions (shares in millions) is as follows:

	2023		2022		2021	
	Common Stock	Treasury Stock	Common Stock	Treasury Stock	Common Stock	Treasury Stock
Balance January 1	3,577	1,039	3,577	1,049	3,577	1,047
Purchases of treasury stock	—	13	—	—	—	11
Issuances ⁽¹⁾	—	(7)	—	(10)	—	(9)
Balance December 31	3,577	1,045	3,577	1,039	3,577	1,049

⁽¹⁾ Issuances primarily reflect activity under share-based compensation plans.

13. Share-Based Compensation Plans

The Company has share-based compensation plans under which the Company grants restricted stock units (RSUs) and performance share units (PSUs) to certain management level employees. In addition, employees and non-employee directors may be granted options to purchase shares of Company common stock at the fair market value at the time of grant. These plans were approved by the Company's shareholders.

At December 31, 2023, 81 million shares collectively were authorized for future grants under the Company's share-based compensation plans. These awards are settled with treasury shares.

Employee stock options are granted to purchase shares of Company stock at the fair market value at the time of grant. These awards generally vest one-third each year over a three-year period, with a contractual term of 7-10 years. RSUs are stock awards that are granted to employees and entitle the holder to shares of common stock

as the awards vest. The fair value of the stock option and RSU awards is determined and fixed on the grant date based on the Company's stock price. PSUs are stock awards where the ultimate number of shares issued will be contingent on the Company's performance against a pre-set objective or set of objectives. The fair value of each PSU is determined on the date of grant based on the Company's stock price. For RSUs and PSUs, dividends declared during the vesting period are payable to the employees only upon vesting. Over the PSU performance period, the number of shares of stock that are expected to be issued will be adjusted based on the probability of achievement of a performance target and final compensation expense will be recognized based on the ultimate number of shares issued. RSU and PSU distributions will be in shares of Company stock after the end of the vesting or performance period, subject to the terms applicable to such awards. PSU awards generally vest after three years. RSU awards generally vest one-third each year over a three-year period.

Total pretax share-based compensation cost recorded in 2023, 2022 and 2021 was \$645 million, \$541 million and \$498 million, respectively. The amount in 2021 includes \$479 million related to continuing operations. Income tax benefits for share-based compensation expense recognized in 2023, 2022 and 2021 were \$96 million, \$78 million and \$69 million, respectively.

The Company uses the Black-Scholes option pricing model for determining the fair value of option grants. In applying this model, the Company uses both historical data and current market data to estimate the fair value of its options. The Black-Scholes model requires several assumptions including expected dividend yield, risk-free interest rate, volatility, and term of the options. The expected dividend yield is based on historical patterns of dividend payments. The risk-free interest rate is based on the rate at grant date of zero-coupon U.S. Treasury Notes with a term equal to the expected term of the option. Expected volatility is estimated using a blend of historical and implied volatility. The historical component is based on historical monthly price changes. The implied volatility is obtained from market data on the Company's traded options. The expected life represents the amount of time that options granted are expected to be outstanding, based on historical and forecasted exercise behavior.

The weighted average exercise price of options granted in 2023, 2022 and 2021 was \$117.89, \$87.10 and \$75.99 per option, respectively. The weighted average fair value of options granted in 2023, 2022 and 2021 was \$21.69, \$15.45 and \$9.80 per option, respectively, and were determined using the following assumptions:

<i>Years Ended December 31</i>	2023	2022	2021
Expected dividend yield	3.1 %	3.1 %	3.1 %
Risk-free interest rate	3.4 %	3.0 %	1.0 %
Expected volatility	22.4 %	22.5 %	20.9 %
Expected life (years)	5.8	5.9	5.9

Summarized information relative to stock option plan activity (options in thousands) is as follows:

	Number of Options	Weighted Average Exercise Price	Weighted Average Remaining Contractual Term (Years)	Aggregate Intrinsic Value
Outstanding January 1, 2023	13,719	\$ 70.55		
Granted	1,826	117.89		
Exercised	(1,934)	64.57		
Forfeited	(84)	111.37		
Outstanding December 31, 2023	13,527	\$ 77.54	6.2	\$ 442
Vested and expected to vest December 31, 2023	13,119	\$ 76.63	6.1	\$ 438
Exercisable December 31, 2023	9,451	\$ 68.97	5.2	\$ 379

Additional information pertaining to stock option plans is provided in the table below:

<i>Years Ended December 31</i>	2023	2022	2021
Total intrinsic value of stock options exercised	\$ 95	\$ 225	\$ 106
Fair value of stock options vested	30	30	27
Cash received from the exercise of stock options	125	384	202

A summary of nonvested RSU and PSU activity (shares in thousands) is as follows:

	RSUs		PSUs	
	Number of Shares	Weighted Average Grant Date Fair Value	Number of Shares	Weighted Average Grant Date Fair Value
Nonvested January 1, 2023	12,700	\$ 81.25	2,021	\$ 78.60
Granted	6,438	117.46	685	108.97
Vested	(5,921)	79.35	(683)	73.03
Forfeited	(675)	93.06	(57)	89.66
Nonvested December 31, 2023	12,542	\$ 100.10	1,966	\$ 90.80
Expected to vest December 31, 2023	11,171	\$ 99.17	1,847	\$ 89.91

At December 31, 2023, there was \$990 million of total pretax unrecognized compensation expense related to nonvested stock options, RSU and PSU awards which will be recognized over a weighted average period of 1.9 years. For segment reporting, share-based compensation costs are unallocated expenses.

14. Pension and Other Postretirement Benefit Plans

The Company has defined benefit pension plans covering eligible employees in the U.S. and in certain of its international subsidiaries. In addition, the Company provides medical benefits, principally to its eligible U.S. retirees and their dependents, through its other postretirement benefit plans. The Company uses December 31 as the year-end measurement date for all of its pension plans and other postretirement benefit plans.

Net Periodic Benefit Cost

The net periodic benefit cost (credit) for pension and other postretirement benefit plans (including certain costs reported as part of discontinued operations) consisted of the following components:

Years Ended December 31	Pension Benefits								
	U.S.			International			Other Postretirement Benefits		
	2023	2022	2021	2023	2022	2021	2023	2022	2021
Service cost	\$ 326	\$ 372	\$ 403	\$ 196	\$ 283	\$ 328	\$ 32	\$ 48	\$ 48
Interest cost	526	457	404	299	145	123	63	46	45
Expected return on plan assets	(735)	(753)	(755)	(517)	(383)	(416)	(64)	(86)	(79)
Amortization of unrecognized prior service (credit) cost	(1)	(32)	(38)	2	(14)	(16)	(49)	(57)	(63)
Net loss (gain) amortization	—	128	298	(3)	96	142	(42)	(43)	(42)
Termination benefits	3	2	56	—	1	5	—	—	37
Curtailments	8	12	16	(1)	—	(26)	(1)	(1)	(29)
Settlements	28	239	216	(5)	1	8	—	—	—
Net periodic benefit cost (credit)	\$ 155	\$ 425	\$ 600	\$ (29)	\$ 129	\$ 148	\$ (61)	\$ (93)	\$ (83)

Net periodic benefit cost (credit) for pension and other postretirement benefit plans in 2021 includes expenses for curtailments, settlements and termination benefits provided to certain employees in connection with the spin-off of Organon.

In connection with restructuring actions (see Note 6), termination charges were recorded in 2023, 2022 and 2021 on pension and other postretirement benefit plans related to expanded eligibility for certain employees exiting Merck. Also, in connection with these restructuring activities, curtailments and settlements were recorded on certain pension plans. Lump sum payments to U.S. pension plan participants also contributed to the settlements recorded during 2023, 2022 and 2021.

The components of net periodic benefit cost (credit) other than the service cost component are included in *Other (income) expense, net* (see Note 15), with the exception of certain amounts for termination benefits, curtailments and settlements, which are recorded in *Restructuring costs* if the event giving rise to the termination benefits, curtailment or settlement is related to restructuring actions or in *Income from Discontinued Operations, Net of Taxes and Amounts Attributable to Noncontrolling Interests* if related to the spin-off of Organon (each as noted above).

Obligations and Funded Status

Summarized information about the changes in plan assets and benefit obligations, the funded status and the amounts recorded at December 31 is as follows:

	Pension Benefits				Other Postretirement Benefits	
	U.S.		International		2023	2022
	2023	2022	2023	2022		
Fair value of plan assets January 1	\$ 9,094	\$ 13,067	\$ 8,473	\$ 12,195	\$ 947	\$ 1,292
Actual return on plan assets	1,077	(3,129)	832	(2,793)	115	(306)
Company contributions	307	293	249	155	74	46
Effects of exchange rate changes	—	—	283	(848)	—	—
Benefits paid	(497)	(219)	(256)	(250)	(95)	(90)
Settlements	(177)	(918)	(53)	(16)	(2)	—
Other	—	—	34	30	6	5
Fair value of plan assets December 31	\$ 9,804	\$ 9,094	\$ 9,562	\$ 8,473	\$ 1,045	\$ 947
Benefit obligation January 1	\$ 9,854	\$ 13,999	\$ 7,755	\$ 11,575	\$ 1,157	\$ 1,541
Service cost	326	372	196	283	32	48
Interest cost	526	457	299	145	63	46
Actuarial losses (gains) ⁽¹⁾	403	(3,851)	766	(3,283)	(58)	(392)
Benefits paid	(497)	(219)	(256)	(250)	(95)	(90)
Effects of exchange rate changes	—	—	288	(732)	1	(1)
Plan amendments	—	—	14	4	—	—
Curtailments	8	12	(1)	—	—	—
Termination benefits	3	2	—	1	—	—
Settlements	(177)	(918)	(53)	(16)	(2)	—
Other	—	—	34	28	6	5
Benefit obligation December 31	\$ 10,446	\$ 9,854	\$ 9,042	\$ 7,755	\$ 1,104	\$ 1,157
Funded status December 31	\$ (642)	\$ (760)	\$ 520	\$ 718	\$ (59)	\$ (210)
Recognized as:						
Other Assets	\$ —	\$ 5	\$ 1,019	\$ 1,052	\$ 107	\$ —
Accrued and other current liabilities	(49)	(59)	(19)	(19)	(8)	(8)
Other Noncurrent Liabilities	(593)	(706)	(480)	(315)	(158)	(202)

⁽¹⁾ Actuarial losses (gains) primarily reflect changes in discount rates.

At December 31, 2023 and 2022, the accumulated benefit obligation was \$19.1 billion and \$17.2 billion, respectively, for all pension plans, of which \$10.3 billion and \$9.7 billion, respectively, related to U.S. pension plans.

Information related to the funded status of selected pension plans at December 31 is as follows:

	U.S.		International	
	2023	2022	2023	2022
Pension plans with a projected benefit obligation in excess of plan assets				
Projected benefit obligation	\$ 10,446	\$ 9,186	\$ 2,961	\$ 2,779
Fair value of plan assets	9,804	8,421	2,462	2,445
Pension plans with an accumulated benefit obligation in excess of plan assets				
Accumulated benefit obligation	\$ 9,700	\$ 9,081	\$ 1,791	\$ 1,226
Fair value of plan assets	9,186	8,421	1,336	948

Plan Assets

Entities are required to use a fair value hierarchy which maximizes the use of observable inputs and minimizes the use of unobservable inputs when measuring fair value. There are three levels of inputs used to measure fair value with Level 1 having the highest priority and Level 3 having the lowest:

Level 1 — Quoted prices (unadjusted) in active markets for identical assets or liabilities.

Level 2 — Observable inputs other than Level 1 prices, such as quoted prices for similar assets or liabilities, or other inputs that are observable or can be corroborated by observable market data for substantially the full term of the assets or liabilities.

Level 3 — Unobservable inputs that are supported by little or no market activity. The Level 3 assets are those whose values are determined using pricing models, discounted cash flow methodologies, or similar techniques with significant unobservable inputs, as well as instruments for which the determination of fair value requires significant judgment or estimation. At December 31, 2023 and 2022, \$788 million and \$765 million, respectively, or approximately 4% of the Company's pension investments were categorized as Level 3 assets.

If the inputs used to measure the financial assets fall within more than one level described above, the categorization is based on the lowest level input that is significant to the fair value measurement of the instrument.

The fair values of the Company's pension plan assets at December 31 by asset category are as follows:

	Fair Value Measurements Using					Fair Value Measurements Using				
	Level 1	Level 2	Level 3	NAV ⁽¹⁾	Total	Level 1	Level 2	Level 3	NAV ⁽¹⁾	Total
	2023					2022				
U.S. Pension Plans										
Cash and cash equivalents	\$ 34	\$ —	\$ —	\$ 124	\$ 158	\$ 38	\$ —	\$ —	\$ 109	\$ 147
<i>Investment funds</i>										
Developed markets equities	224	—	—	2,573	2,797	211	—	—	2,443	2,654
Emerging markets equities	—	—	—	740	740	—	—	—	707	707
Real estate	—	—	—	113	113	—	—	—	131	131
<i>Equity securities</i>										
Developed markets	2,071	—	—	—	2,071	1,956	—	—	—	1,956
<i>Fixed income securities</i>										
Government and agency obligations	—	2,307	—	—	2,307	—	2,047	—	—	2,047
Corporate obligations	—	1,485	—	—	1,485	—	1,438	—	—	1,438
Mortgage and asset-backed securities	—	21	—	—	21	—	22	—	—	22
<i>Other investments (liabilities)</i>										
Derivatives	109	—	—	—	109	(12)	—	—	—	(12)
Other	—	—	3	—	3	—	—	4	—	4
Plan assets at fair value	\$ 2,438	\$ 3,813	\$ 3	\$ 3,550	\$ 9,804	\$ 2,193	\$ 3,507	\$ 4	\$ 3,390	\$ 9,094
International Pension Plans										
Cash and cash equivalents	\$ 98	\$ —	\$ —	\$ 20	\$ 118	\$ 57	\$ 8	\$ —	\$ 13	\$ 78
<i>Investment funds</i>										
Developed markets equities	507	3,257	—	106	3,870	375	2,957	—	90	3,422
Government and agency obligations	234	3,123	—	166	3,523	177	2,656	—	130	2,963
Corporate obligations	23	8	—	166	197	8	9	—	129	146
Emerging markets equities	44	—	—	66	110	52	—	—	59	111
Other fixed income obligations	9	8	—	3	20	10	7	—	4	21
Real estate	—	—	—	10	10	—	1	—	10	11
<i>Equity securities</i>										
Developed markets	278	—	—	—	278	263	—	—	—	263
<i>Fixed income securities</i>										
Government and agency obligations	—	423	—	—	423	—	450	—	—	450
Corporate obligations	—	160	—	—	160	—	157	—	—	157
Mortgage and asset-backed securities	—	61	—	—	61	—	69	—	—	69
<i>Other investments</i>										
Insurance contracts ⁽²⁾	—	1	785	2	788	—	18	761	1	780
Other	4	—	—	—	4	1	1	—	—	2
Plan assets at fair value	\$ 1,197	\$ 7,041	\$ 785	\$ 539	\$ 9,562	\$ 943	\$ 6,333	\$ 761	\$ 436	\$ 8,473

⁽¹⁾ Certain investments that were measured at net asset value (NAV) per share or its equivalent have not been classified in the fair value hierarchy. The NAV amounts presented in this table are intended to permit reconciliation of the fair value hierarchy to the fair value of plan assets at December 31, 2023 and 2022.

⁽²⁾ The plans' Level 3 investments in insurance contracts are generally valued using a crediting rate that approximates market returns and invest in underlying securities whose market values are unobservable and determined using pricing models, discounted cash flow methodologies, or similar techniques.

The table below provides a summary of the changes in fair value, including transfers in and/or out, of all financial assets measured at fair value using significant unobservable inputs (Level 3) for the Company's pension plan assets:

	2023			2022		
	Insurance Contracts	Other	Total	Insurance Contracts	Other	Total
U.S. Pension Plans						
Balance January 1	\$ —	\$ 4	\$ 4	\$ —	\$ 6	\$ 6
Actual return on plan assets:						
Relating to assets still held at December 31	—	(2)	(2)	—	(3)	(3)
Relating to assets sold during the year	—	2	2	—	2	2
Purchases and sales, net	—	(1)	(1)	—	(1)	(1)
Balance December 31	\$ —	\$ 3	\$ 3	\$ —	\$ 4	\$ 4
International Pension Plans						
Balance January 1	\$ 761	\$ —	\$ 761	\$ 937	\$ —	\$ 937
Actual return on plan assets:						
Relating to assets still held at December 31	77	—	77	(147)	—	(147)
Purchases and sales, net	(53)	—	(53)	(39)	—	(39)
Transfers into Level 3	—	—	—	10	—	10
Balance December 31	\$ 785	\$ —	\$ 785	\$ 761	\$ —	\$ 761

The fair values of the Company's other postretirement benefit plan assets at December 31 by asset category are as follows:

	Fair Value Measurements Using					Fair Value Measurements Using				
	Level 1	Level 2	Level 3	NAV ⁽¹⁾	Total	Level 1	Level 2	Level 3	NAV ⁽¹⁾	Total
	2023					2022				
Cash and cash equivalents	\$ —	\$ —	\$ —	\$ 13	\$ 13	\$ 1	\$ —	\$ —	\$ 9	\$ 10
<i>Investment funds</i>										
Developed markets equities	24	—	—	277	301	22	—	—	257	279
Emerging markets equities	—	—	—	80	80	—	—	—	74	74
Real estate	—	—	—	12	12	—	—	—	14	14
<i>Equity securities</i>										
Developed markets	223	—	—	—	223	206	—	—	—	206
<i>Fixed income securities</i>										
Government and agency obligations	—	245	—	—	245	—	226	—	—	226
Corporate obligations	—	157	—	—	157	—	137	—	—	137
Mortgage and asset-backed securities	—	2	—	—	2	—	2	—	—	2
<i>Other Investments (liabilities)</i>										
Derivatives	12	—	—	—	12	(1)	—	—	—	(1)
Plan assets at fair value	\$ 259	\$ 404	\$ —	\$ 382	\$ 1,045	\$ 228	\$ 365	\$ —	\$ 354	\$ 947

⁽¹⁾ Certain investments that were measured at net asset value (NAV) per share or its equivalent have not been classified in the fair value hierarchy. The NAV amounts presented in this table are intended to permit reconciliation of the fair value hierarchy to the fair value of plan assets at December 31, 2023 and 2022.

The Company has established investment guidelines for its U.S. pension and other postretirement plans to create an asset allocation that is expected to deliver a rate of return sufficient to meet the long-term obligation of each plan, given an acceptable level of risk. The target investment portfolio of the Company's U.S. pension and other postretirement benefit plans is allocated 25% to 40% in U.S. equities, 10% to 20% in international equities, 35% to 45% in fixed-income investments, and up to 8% in cash and other investments. The portfolio's equity weighting is consistent with the long-term nature of the plans' benefit obligations. The expected annual standard deviation of returns of the target portfolio, which approximates 11%, reflects both the equity allocation and the diversification benefits among the asset classes in which the portfolio invests. For international pension plans, the targeted investment portfolio varies based on the duration of pension liabilities and local government rules and regulations.

Although a significant percentage of plan assets are invested in U.S. equities, concentration risk is mitigated through the use of strategies that are diversified within management guidelines.

Expected Contributions

Contributions during 2024 are expected to be approximately \$260 million for U.S. pension plans, approximately \$190 million for international pension plans and approximately \$65 million for other postretirement benefit plans.

Expected Benefit Payments

Expected benefit payments are as follows:

	U.S. Pension Benefits	International Pension Benefits	Other Postretirement Benefits
2024	\$ 676	\$ 278	\$ 81
2025	689	265	82
2026	703	285	83
2027	723	300	83
2028	750	314	84
2029 — 2033	4,236	1,810	442

Expected benefit payments are based on the same assumptions used to measure the benefit obligations and include estimated future employee service.

Amounts Recognized in Other Comprehensive Income (Loss)

Net gain/loss amounts reflect differences between expected and actual returns on plan assets as well as the effects of changes in actuarial assumptions. Net gain/loss amounts in excess of certain thresholds are amortized into net periodic benefit cost over the average remaining service life of employees. The following amounts were reflected as components of OCI:

Years Ended December 31	Pension Plans						Other Postretirement Benefit Plans		
	U.S.			International					
	2023	2022	2021	2023	2022	2021	2023	2022	2021
Net (loss) gain arising during the period	\$ (69)	\$ (42)	\$ 813	\$ (438)	\$ 116	\$ 772	\$ 110	\$ —	\$ 156
Prior service cost arising during the period	—	—	—	(16)	(4)	(4)	—	—	—
	\$ (69)	\$ (42)	\$ 813	\$ (454)	\$ 112	\$ 768	\$ 110	\$ —	\$ 156
Net loss (gain) amortization included in benefit cost	\$ —	\$ 128	\$ 298	\$ (3)	\$ 96	\$ 142	\$ (42)	\$ (43)	\$ (42)
Prior service (credit) cost amortization included in benefit cost	(1)	(32)	(38)	2	(14)	(16)	(49)	(57)	(63)
Settlements and curtailments	36	251	232	(6)	1	(18)	(1)	(1)	(29)
	\$ 35	\$ 347	\$ 492	\$ (7)	\$ 83	\$ 108	\$ (92)	\$ (101)	\$ (134)

Actuarial Assumptions

The Company reassesses its benefit plan assumptions on a regular basis. The weighted average assumptions used in determining U.S. pension and other postretirement benefit plan and international pension plan information are as follows:

<i>December 31</i>	U.S. Pension and Other Postretirement Benefit Plans			International Pension Plans		
	2023	2022	2021	2023	2022	2021
Net periodic benefit cost						
Discount rate	5.50 %	3.00 %	2.70 %	3.90 %	1.50 %	1.10 %
Expected rate of return on plan assets	7.00 %	6.70 %	6.70 %	5.00 %	3.70 %	3.80 %
Salary growth rate	4.60 %	4.60 %	4.60 %	3.20 %	2.90 %	2.80 %
Interest crediting rate	5.30 %	5.00 %	4.70 %	3.30 %	3.00 %	3.00 %
Benefit obligation						
Discount rate	5.30 %	5.50 %	3.00 %	3.40 %	3.90 %	1.50 %
Salary growth rate	4.60 %	4.60 %	4.60 %	3.20 %	3.20 %	2.90 %
Interest crediting rate	5.30 %	5.30 %	5.00 %	3.40 %	3.30 %	3.00 %

For both the pension and other postretirement benefit plans, the discount rate is evaluated on measurement dates and modified to reflect the prevailing market rate of a portfolio of high-quality fixed-income debt instruments that would provide the future cash flows needed to pay the benefits included in the benefit obligation as they come due. The expected rate of return for both the pension and other postretirement benefit plans represents the average rate of return to be earned on plan assets over the period the benefits included in the benefit obligation are to be paid and is determined on a plan basis. The expected rate of return for each plan is developed considering long-term historical returns data, current market conditions, and actual returns on the plan assets. Using this reference information, the long-term return expectations for each asset category and a weighted-average expected return for each plan's target portfolio is developed according to the allocation among those investment categories. The expected portfolio performance reflects the contribution of active management as appropriate. For 2024, the expected rate of return for the Company's U.S. pension and other postretirement benefit plans will be 7.75%, as compared to 7.00% in 2023.

The health care cost trend rate assumptions for other postretirement benefit plans are as follows:

<i>December 31</i>	2023	2022
Health care cost trend rate assumed for next year	7.8 %	7.8 %
Rate to which the cost trend rate is assumed to decline	4.5 %	4.5 %
Year that the trend rate reaches the ultimate trend rate	2038	2038

Savings Plans

The Company also maintains defined contribution savings plans in the U.S. The Company matches a percentage of each employee's contributions consistent with the provisions of the plan for which the employee is eligible. Total employer contributions to these plans in 2023, 2022 and 2021 were \$199 million, \$175 million and \$158 million, respectively.

15. Other (Income) Expense, Net

Other (income) expense, net, consisted of:

Years Ended December 31	2023	2022	2021
Interest income	\$ (365)	\$ (157)	\$ (36)
Interest expense	1,146	962	806
Exchange losses	370	237	297
(Income) loss from investments in equity securities, net ⁽¹⁾	(340)	1,419	(1,940)
Net periodic defined benefit plan (credit) cost other than service cost	(498)	(279)	(212)
Other, net	153	(681)	(256)
	\$ 466	\$ 1,501	\$ (1,341)

⁽¹⁾ Includes net realized and unrealized gains and losses from investments in equity securities either owned directly or through ownership interests in investment funds. Unrealized gains and losses from investments that are directly owned are determined at the end of the reporting period, while gains and losses from ownership interests in investment funds are accounted for on a one quarter lag.

Other, net (as reflected in the table above) in 2023 includes a \$572.5 million charge related to settlements with certain plaintiffs in the Zetia antitrust litigation (see Note 11).

Interest paid was \$1.1 billion in 2023, \$937 million in 2022 and \$779 million in 2021.

16. Taxes on Income

A reconciliation between the effective tax rate for income from continuing operations and the U.S. statutory rate is as follows:

	2023		2022		2021	
	Amount	Tax Rate	Amount	Tax Rate	Amount	Tax Rate
U.S. statutory rate applied to income from continuing operations before taxes	\$ 397	21.0 %	\$ 3,453	21.0 %	\$ 2,915	21.0 %
Differential arising from:						
Acquisition of Prometheus	2,139	113.3	—	—	—	—
Acquisition of Imago	253	13.4	—	—	—	—
Valuation allowances	70	3.7	108	0.7	102	0.7
Acquisition-related costs, including amortization	42	2.2	(3)	—	8	0.1
Restructuring	41	2.2	11	0.1	61	0.4
Foreign earnings	(941)	(49.8)	(1,821)	(11.1)	(1,456)	(10.5)
GILTI and the foreign-derived intangible income deduction	(80)	(4.3)	462	2.8	(75)	(0.5)
R&D tax credit	(214)	(11.3)	(117)	(0.7)	(113)	(0.8)
State taxes	(117)	(6.2)	(110)	(0.7)	2	—
Inventory donations	(65)	(3.5)	(52)	(0.3)	(41)	(0.3)
Tax settlements	—	—	(10)	(0.1)	(275)	(2.0)
Acquisition of Pandion	—	—	—	—	356	2.6
Other	(13)	(0.7)	(3)	—	37	0.3
	\$ 1,512	80.0 %	\$ 1,918	11.7 %	\$ 1,521	11.0 %

Where applicable, the impact of changes in uncertain tax positions is reflected in the reconciling items above.

The Company's remaining transition tax liability under the Tax Cuts and Jobs Act (TCJA) of 2017, which has been reduced by payments and the expected utilization of foreign tax credits, was \$1.5 billion at December 31, 2023, of which \$976 million is included in *Income taxes payable* and the remainder of \$518 million is included in *Other Noncurrent Liabilities*. As a result of the transition tax under the TCJA, the Company is no longer indefinitely reinvested with respect to its undistributed earnings from foreign subsidiaries and has provided a deferred tax liability for foreign withholding taxes that would apply. The Company remains indefinitely reinvested with respect to its

financial statement basis in excess of tax basis of its foreign subsidiaries. A determination of the deferred tax liability with respect to this basis difference is not practicable.

The foreign earnings tax rate differentials in the tax rate reconciliation above primarily reflect the impacts of operations in jurisdictions with different tax rates than the U.S., particularly Ireland and Switzerland, as well as Singapore and Puerto Rico which operate under tax incentive grants (which begin to expire in 2025), thereby yielding a favorable impact on the effective tax rate compared with the U.S. statutory rate of 21%. The Company has an additional Cantonal tax holiday in Switzerland that provides for a tax rate reduction and is effective through 2032.

Income from continuing operations before taxes consisted of:

<i>Years Ended December 31</i>	2023	2022	2021
Domestic	\$ (15,622)	\$ 1,011	\$ 1,854
Foreign	17,511	15,433	12,025
	\$ 1,889	\$ 16,444	\$ 13,879

Taxes on income from continuing operations consisted of:

<i>Years Ended December 31</i>	2023	2022	2021
<i>Current provision</i>			
Federal	\$ 928	\$ 2,265	\$ 74
Foreign	2,435	1,164	1,273
State	48	57	(13)
	3,411	3,486	1,334
<i>Deferred provision</i>			
Federal	(1,559)	(1,510)	240
Foreign	(233)	71	(77)
State	(107)	(129)	24
	(1,899)	(1,568)	187
	\$ 1,512	\$ 1,918	\$ 1,521

Deferred income taxes at December 31 consisted of:

	2023		2022	
	Assets	Liabilities	Assets	Liabilities
Product intangibles and licenses	\$ —	\$ 1,308	\$ —	\$ 2,575
R&D capitalization	2,099	—	1,341	—
Inventory related	86	370	43	423
Accelerated depreciation	—	626	—	666
Equity investments	—	73	—	92
Pensions and other postretirement benefits	323	249	372	284
Compensation related	357	—	335	—
Unrecognized tax benefits	147	—	91	—
Net operating losses and other tax credit carryforwards	868	—	912	—
Other	713	214	520	267
Subtotal	4,593	2,840	3,614	4,307
Valuation allowance	(656)		(599)	
Total deferred taxes	\$ 3,937	\$ 2,840	\$ 3,015	\$ 4,307
Net deferred income taxes	\$ 1,097			\$ 1,292
Recognized as:				
Other Assets	\$ 1,968		\$ 503	
Deferred Income Taxes		\$ 871		\$ 1,795

The Company has net operating loss (NOL) carryforwards in several jurisdictions. As of December 31, 2023, \$292 million of deferred tax assets on NOL carryforwards relate to foreign jurisdictions. Valuation allowances of \$266 million have been established on these foreign NOL carryforwards and other foreign deferred tax assets. In addition, the Company has \$575 million of deferred tax assets relating to various U.S. tax credit carryforwards and NOL carryforwards. Valuation allowances of \$379 million have been established on these U.S. tax credit carryforwards and NOL carryforwards.

Income taxes paid in 2023, 2022 and 2021 (including amounts attributable to discontinued operations in 2021) consisted of:

Years Ended December 31	2023	2022	2021
Domestic ⁽¹⁾	\$ 2,258	\$ 1,891	\$ 1,211
Foreign	2,080	1,348	1,201
	\$ 4,338	\$ 3,239	\$ 2,412

⁽¹⁾ Includes TCJA transition tax payments.

Tax benefits relating to stock option exercises were \$12 million in 2023, \$45 million in 2022 and \$21 million in 2021.

A reconciliation of the beginning and ending amount of unrecognized tax benefits is as follows:

	2023	2022	2021
Balance January 1	\$ 1,835	\$ 1,529	\$ 1,537
Additions related to current year positions	553	344	306
Additions related to prior year positions	91	48	63
Reductions for tax positions of prior years ⁽¹⁾	(20)	(40)	(230)
Settlements ⁽¹⁾	(23)	(6)	(46)
Lapse of statute of limitations	(52)	(40)	(58)
Spin-off of Organon	—	—	(43)
Balance December 31	\$ 2,384	\$ 1,835	\$ 1,529

⁽¹⁾ Amount in 2021 reflects a settlement with the IRS discussed below.

If the Company were to recognize the unrecognized tax benefits of \$2.4 billion at December 31, 2023, the income tax provision would reflect a favorable net impact of \$2.3 billion.

The Company is under examination by numerous tax authorities in various jurisdictions globally. The Company believes that it is reasonably possible that the total amount of unrecognized tax benefits as of December 31, 2023 could decrease by up to approximately \$25 million in the next 12 months as a result of various audit closures, settlements or the expiration of the statute of limitations. The ultimate finalization of the Company's examinations with relevant taxing authorities can include formal administrative and legal proceedings, which could have a significant impact on the timing of the reversal of unrecognized tax benefits. The Company believes that its reserves for uncertain tax positions are adequate to cover existing risks or exposures.

Interest and penalties associated with uncertain tax positions amounted to an expense (benefit) of \$131 million in 2023, \$54 million in 2022 and \$(37) million in 2021. These amounts reflect the beneficial impacts of various tax settlements, including the settlement discussed below. Liabilities for accrued interest and penalties were \$388 million and \$256 million as of December 31, 2023 and 2022, respectively.

In 2021, the Internal Revenue Service (IRS) concluded its examinations of Merck's 2015-2016 U.S. federal income tax returns. As a result, the Company was required to make a payment of \$190 million (of which \$172 million related to continuing operations and \$18 million related to discontinued operations). The Company's reserves for unrecognized tax benefits for the years under examination exceeded the adjustments relating to this examination period and therefore the Company recorded a \$236 million net tax benefit in 2021 (of which \$207 million related to continuing operations and \$29 million related to discontinued operations). This net benefit reflects reductions in reserves for unrecognized tax benefits and other related liabilities for tax positions relating to the years that were under examination.

The IRS is currently conducting examinations of the Company's tax returns for the years 2017 and 2018, including the one-time transition tax enacted under the TCJA. If the IRS disagrees with the Company's transition tax position, it may result in a significant tax liability. In addition, various state and foreign tax examinations are in progress and for these jurisdictions, the Company's income tax returns are open for examination for the period 2003 through 2023.

17. Earnings per Share

The calculations of earnings per share (shares in millions) are as follows:

<i>Years Ended December 31</i>	2023	2022	2021
Net Income from Continuing Operations Attributable to Merck & Co., Inc.	\$ 365	\$ 14,519	\$ 12,345
Income from Discontinued Operations, Net of Taxes and Amounts Attributable to Noncontrolling Interests	—	—	704
Net Income Attributable to Merck & Co., Inc.	\$ 365	\$ 14,519	\$ 13,049
Average common shares outstanding	2,537	2,532	2,530
Common shares issuable ⁽¹⁾	10	10	8
Average common shares outstanding assuming dilution	2,547	2,542	2,538
Basic Earnings per Common Share Attributable to Merck & Co., Inc. Common Shareholders:			
Income from Continuing Operations	\$ 0.14	\$ 5.73	\$ 4.88
Income from Discontinued Operations	—	—	0.28
Net Income	\$ 0.14	\$ 5.73	\$ 5.16
Earnings per Common Share Assuming Dilution Attributable to Merck & Co., Inc. Common Shareholders:			
Income from Continuing Operations	\$ 0.14	\$ 5.71	\$ 4.86
Income from Discontinued Operations	—	—	0.28
Net Income	\$ 0.14	\$ 5.71	\$ 5.14

⁽¹⁾ Issuable primarily under share-based compensation plans.

In 2023, 2022 and 2021, 5 million, 2 million and 9 million, respectively, of common shares issuable under share-based compensation plans were excluded from the computation of earnings per common share assuming dilution because the effect would have been antidilutive.

18. Other Comprehensive Income (Loss)

Changes in each component of other comprehensive income (loss) are as follows:

	Derivatives	Employee Benefit Plans	Foreign Currency Translation Adjustment	Accumulated Other Comprehensive Loss
Balance January 1, 2021, net of taxes	\$ (266)	\$ (4,540)	\$ (1,828)	\$ (6,634)
Other comprehensive income (loss) before reclassification adjustments, pretax	333	1,737	(304)	1,766
Tax	(75)	(332)	(119)	(526)
Other comprehensive income (loss) before reclassification adjustments, net of taxes	258	1,405	(423)	1,240
Reclassification adjustments, pretax	192 ⁽¹⁾	466 ⁽²⁾	—	658
Tax	(40)	(102)	—	(142)
Reclassification adjustments, net of taxes	152	364	—	516
Other comprehensive income (loss), net of taxes	410	1,769	(423)	1,756
Spin-off of Organon (see Note 5)	—	28	421	449
Balance at December 31, 2021, net of taxes	144	(2,743)	(1,830)	(4,429)
Other comprehensive income (loss) before reclassification adjustments, pretax	684	70	(584)	170
Tax	(143)	12	(19)	(150)
Other comprehensive income (loss) before reclassification adjustments, net of taxes	541	82	(603)	20
Reclassification adjustments, pretax	(775) ⁽¹⁾	329 ⁽²⁾	—	(446)
Tax	163	(76)	—	87
Reclassification adjustments, net of taxes	(612)	253	—	(359)
Other comprehensive income (loss), net of taxes	(71)	335	(603)	(339)
Balance at December 31, 2022, net of taxes	73	(2,408) ⁽³⁾	(2,433)	(4,768)
Other comprehensive income (loss) before reclassification adjustments, pretax	114	(413)	17	(282)
Tax	(24)	86	63	125
Other comprehensive income (loss) before reclassification adjustments, net of taxes	90	(327)	80	(157)
Reclassification adjustments, pretax	(237) ⁽¹⁾	(64) ⁽²⁾	9	(292)
Tax	50	6	—	56
Reclassification adjustments, net of taxes	(187)	(58)	9	(236)
Other comprehensive income (loss), net of taxes	(97)	(385)	89	(393)
Balance at December 31, 2023, net of taxes	\$ (24)	\$ (2,793) ⁽³⁾	\$ (2,344)	\$ (5,161)

⁽¹⁾ Primarily relates to foreign currency cash flow hedges that were reclassified from AOCL to Sales (see Note 7).

⁽²⁾ Includes net amortization of prior service cost, actuarial gains and losses, settlements and curtailments included in net periodic benefit cost (see Note 14).

⁽³⁾ Includes pension plan net loss of \$3.5 billion and \$3.1 billion at December 31, 2023 and 2022, respectively, and other postretirement benefit plan net gain of \$500 million and \$446 million at December 31, 2023 and 2022, respectively, as well as pension plan prior service credit of \$141 million and \$152 million at December 31, 2023 and 2022, respectively, and other postretirement benefit plan prior service credit of \$95 million and \$135 million at December 31, 2023 and 2022, respectively.

19. Segment Reporting

The Company's operations are principally managed on a product basis and include two operating segments, Pharmaceutical and Animal Health, both of which are reportable segments.

The Pharmaceutical segment includes human health pharmaceutical and vaccine products. Human health pharmaceutical products consist of therapeutic and preventive agents, generally sold by prescription, for the treatment of human disorders. The Company sells these human health pharmaceutical products primarily to drug wholesalers and retailers, hospitals, government agencies and managed health care providers such as health maintenance organizations, pharmacy benefit managers and other institutions. Human health vaccine products consist of preventive pediatric, adolescent and adult vaccines. The Company sells these human health vaccines primarily to physicians, wholesalers, distributors and government entities. A large component of pediatric and adolescent vaccine sales are made to the U.S. Centers for Disease Control and Prevention Vaccines for Children program, which is funded by the U.S. government. Additionally, the Company sells vaccines to the Federal government for placement into vaccine stockpiles.

The Animal Health segment discovers, develops, manufactures and markets a wide range of veterinary pharmaceutical and vaccine products, as well as health management solutions and services, for the prevention, treatment and control of disease in all major livestock and companion animal species. The Company also offers an extensive suite of digitally connected identification, traceability and monitoring products. The Company sells its products to veterinarians, distributors, animal producers, farmers and pet owners.

Sales of the Company's products were as follows:

Years Ended December 31	2023			2022			2021		
	U.S.	Int'l	Total	U.S.	Int'l	Total	U.S.	Int'l	Total
Pharmaceutical:									
Oncology									
Keytruda	\$15,114	\$ 9,897	\$25,011	\$12,686	\$ 8,251	\$20,937	\$ 9,765	\$ 7,421	\$17,186
Alliance revenue - Lynparza ⁽¹⁾	607	592	1,199	584	532	1,116	515	473	989
Alliance revenue - Lenvima ⁽¹⁾	657	303	960	579	297	876	417	287	704
Welireg	209	10	218	123	—	123	13	—	13
Alliance revenue - Reblozyl ⁽²⁾	168	43	212	123	43	166	—	17	17
Vaccines									
Gardasil/Gardasil 9	2,083	6,803	8,886	2,065	4,832	6,897	1,881	3,792	5,673
ProQuad/M-M-R II/Varivax	1,837	531	2,368	1,724	518	2,241	1,629	506	2,135
RotaTeq	493	276	769	508	275	783	473	334	807
Vaxneuvance	561	103	665	163	7	170	3	—	3
Pneumovax 23	127	285	412	346	256	602	547	346	893
Vaqta	119	61	180	95	78	173	100	79	179
Hospital Acute Care									
Bridion	1,156	686	1,842	922	762	1,685	762	770	1,532
Prevymis	264	341	605	188	240	428	153	218	370
Dificid	274	28	302	241	22	263	166	10	175
Zerbaxa	119	100	218	89	79	169	4	(5)	(1)
Noxafil	32	181	213	51	187	238	60	199	259
Primaxin	1	211	213	1	238	239	2	258	259
Cardiovascular									
Alliance revenue - Adempas/Verquvo ⁽³⁾	350	16	367	329	12	341	312	30	342
Adempas	—	255	255	—	238	238	—	252	252
Virology									
Lagevrio	10	1,418	1,428	1,523	4,161	5,684	632	320	952
Isentress/Isentress HD	215	268	483	274	359	633	294	474	769
Neuroscience									
Belsomra	81	150	231	79	179	258	78	241	318
Immunology									
Simponi	—	710	710	—	706	706	—	825	825
Remicade	—	187	187	—	207	207	—	299	299
Diabetes									
Januvia	1,151	1,039	2,189	1,248	1,565	2,813	1,404	1,920	3,324
Janumet	223	954	1,177	355	1,344	1,700	367	1,597	1,964
Other pharmaceutical ⁽⁴⁾	688	1,596	2,283	693	1,628	2,319	824	1,690	2,516
Total Pharmaceutical segment sales	26,539	27,044	53,583	24,989	27,016	52,005	20,401	22,353	42,754
Animal Health:									
Livestock									
Companion Animal	1,104	1,184	2,288	1,112	1,138	2,250	1,091	1,182	2,273
Total Animal Health segment sales	1,804	3,821	5,625	1,822	3,728	5,550	1,758	3,810	5,568
Total segment sales	28,343	30,865	59,208	26,811	30,744	57,555	22,159	26,163	48,322
Other ⁽⁵⁾	137	770	907	395	1,333	1,728	266	116	382
	\$28,480	\$31,635	\$60,115	\$27,206	\$32,077	\$59,283	\$22,425	\$26,279	\$48,704

U.S. plus international may not equal total due to rounding.

⁽¹⁾ Alliance revenue for Lynparza and Lenvima represents Merck's share of profits, which are product sales net of cost of sales and commercialization costs (see Note 4).

⁽²⁾ Alliance revenue for Reblozyl represents royalties and, for 2022, also includes a payment received related to the achievement of a regulatory approval milestone (see Note 4).

⁽³⁾ Alliance revenue for Adempas/Verquvo represents Merck's share of profits from sales in Bayer's marketing territories, which are product sales net of cost of sales and commercialization costs (see Note 4).

⁽⁴⁾ Other pharmaceutical primarily reflects sales of other human health pharmaceutical products, including products within the franchises not listed separately.

⁽⁵⁾ Other is primarily comprised of miscellaneous corporate revenue, including revenue hedging activities which increased (decreased) sales by \$244 million, \$810 million and \$(203) million in 2023, 2022 and 2021, respectively, as well as revenue from third-party manufacturing arrangements (including sales to Organon). Other for 2023, 2022 and 2021 also includes \$118 million, \$165 million and \$218 million, respectively, related to upfront and milestone payments received by Merck for out-licensing arrangements.

Consolidated sales by geographic area where derived are as follows:

<i>Years Ended December 31</i>	2023	2022	2021
United States	\$ 28,480	\$ 27,206	\$ 22,425
Europe, Middle East and Africa	13,254	14,493	13,341
China	6,802	5,191	4,378
Japan	3,164	3,629	2,726
Asia Pacific (other than China and Japan)	3,225	3,614	2,407
Latin America	3,086	2,582	2,206
Other	2,104	2,568	1,221
	\$ 60,115	\$ 59,283	\$ 48,704

A reconciliation of segment profits to *Income from Continuing Operations Before Taxes* is as follows:

<i>Years Ended December 31</i>	2023	2022	2021
Segment profits:			
Pharmaceutical segment	\$ 38,880	\$ 36,852	\$ 30,977
Animal Health segment	1,737	1,963	1,950
Total segment profits	40,617	38,815	32,927
Other profits	474	1,160	156
Unallocated:			
Interest income	365	157	36
Interest expense	(1,146)	(962)	(806)
Amortization	(2,044)	(2,085)	(1,636)
Depreciation	(1,625)	(1,642)	(1,414)
Research and development	(30,008)	(13,011)	(11,692)
Restructuring costs	(599)	(337)	(661)
Charge for Zetia antitrust litigation settlements	(573)	—	—
Other unallocated, net	(3,572)	(5,651)	(3,031)
	\$ 1,889	\$ 16,444	\$ 13,879

Pharmaceutical segment profits are comprised of segment sales less standard costs, as well as selling, general and administrative expenses directly incurred by the segment. Animal Health segment profits are comprised of segment sales, less all cost of sales, as well as selling, general and administrative expenses and research and development costs directly incurred by the segment. For internal management reporting presented to the chief operating decision maker, Merck does not allocate the remaining cost of sales not included in segment profits as described above, research and development expenses incurred in Merck Research Laboratories, the Company's research and development division that focuses on human health-related activities, or general and administrative expenses not directly incurred by the segments, nor the cost of financing these activities. Separate divisions maintain responsibility for monitoring and managing these costs, including depreciation related to fixed assets utilized by these divisions and, therefore, they are not included in segment profits. In addition, costs related to restructuring activities, as well as the amortization of intangible assets and amortization of purchase accounting adjustments are not allocated to segments.

Other profits are primarily comprised of miscellaneous corporate profits, as well as operating profits related to third-party manufacturing arrangements.

Other unallocated, net, includes expenses from corporate and manufacturing cost centers, intangible asset impairment charges, gains or losses on sales of businesses, expense or income related to changes in the estimated fair value measurement of liabilities for contingent consideration, and other miscellaneous income or expense items.

Equity income from affiliates and depreciation included in segment profits is as follows:

	Pharmaceutical	Animal Health	Total
Year Ended December 31, 2023			
Included in segment profits:			
Equity income from affiliates	\$ 111	\$ —	\$ 111
Depreciation	5	198	203
<i>Year Ended December 31, 2022</i>			
Included in segment profits:			
Equity income from affiliates	\$ 39	\$ —	\$ 39
Depreciation	5	177	182
<i>Year Ended December 31, 2021</i>			
Included in segment profits:			
Equity income from affiliates	\$ 11	\$ —	\$ 11
Depreciation	6	158	164

Property, plant and equipment, net, by geographic area where located is as follows:

<i>December 31</i>	2023	2022	2021
United States	\$ 13,915	\$ 12,891	\$ 11,759
Europe, Middle East and Africa	7,562	6,993	6,081
Asia Pacific (other than China and Japan)	1,022	966	857
Latin America	222	225	199
China	193	207	220
Japan	133	135	159
Other	4	5	4
	\$ 23,051	\$ 21,422	\$ 19,279

The Company does not disaggregate assets on a products and services basis for internal management reporting and, therefore, such information is not presented.

Report of Independent Registered Public Accounting Firm

To the Board of Directors and Stockholders of Merck & Co., Inc.

Opinions on the Financial Statements and Internal Control over Financial Reporting

We have audited the accompanying consolidated balance sheet of Merck & Co., Inc. and its subsidiaries (the "Company") as of December 31, 2023 and 2022, and the related consolidated statements of income, of comprehensive (loss) income, of equity and of cash flows for each of the three years in the period ended December 31, 2023, including the related notes (collectively referred to as the "consolidated financial statements"). We also have audited the Company's internal control over financial reporting as of December 31, 2023, based on criteria established in Internal Control - Integrated Framework (2013) issued by the Committee of Sponsoring Organizations of the Treadway Commission (COSO).

In our opinion, the consolidated financial statements referred to above present fairly, in all material respects, the financial position of the Company as of December 31, 2023 and 2022, and the results of its operations and its cash flows for each of the three years in the period ended December 31, 2023 in conformity with accounting principles generally accepted in the United States of America. Also in our opinion, the Company maintained, in all material respects, effective internal control over financial reporting as of December 31, 2023, based on criteria established in Internal Control - Integrated Framework (2013) issued by the COSO.

Basis for Opinions

The Company's management is responsible for these consolidated financial statements, for maintaining effective internal control over financial reporting, and for its assessment of the effectiveness of internal control over financial reporting, included in Management's Report on Internal Control Over Financial Reporting appearing under Item 9A. Our responsibility is to express opinions on the Company's consolidated financial statements and on the Company's internal control over financial reporting based on our audits. We are a public accounting firm registered with the Public Company Accounting Oversight Board (United States) (PCAOB) and are required to be independent with respect to the Company in accordance with the U.S. federal securities laws and the applicable rules and regulations of the Securities and Exchange Commission and the PCAOB.

We conducted our audits in accordance with the standards of the PCAOB. Those standards require that we plan and perform the audits to obtain reasonable assurance about whether the consolidated financial statements are free of material misstatement, whether due to error or fraud, and whether effective internal control over financial reporting was maintained in all material respects.

Our audits of the consolidated financial statements included performing procedures to assess the risks of material misstatement of the consolidated financial statements, whether due to error or fraud, and performing procedures that respond to those risks. Such procedures included examining, on a test basis, evidence regarding the amounts and disclosures in the consolidated financial statements. Our audits also included evaluating the accounting principles used and significant estimates made by management, as well as evaluating the overall presentation of the consolidated financial statements. Our audit of internal control over financial reporting included obtaining an understanding of internal control over financial reporting, assessing the risk that a material weakness exists, and testing and evaluating the design and operating effectiveness of internal control based on the assessed risk. Our audits also included performing such other procedures as we considered necessary in the circumstances. We believe that our audits provide a reasonable basis for our opinions.

Definition and Limitations of Internal Control over Financial Reporting

A company's internal control over financial reporting is a process designed to provide reasonable assurance regarding the reliability of financial reporting and the preparation of financial statements for external purposes in accordance with generally accepted accounting principles. A company's internal control over financial reporting includes those policies and procedures that (i) pertain to the maintenance of records that, in reasonable detail, accurately and fairly reflect the transactions and dispositions of the assets of the company; (ii) provide reasonable assurance that transactions are recorded as necessary to permit preparation of financial statements in accordance with generally accepted accounting principles, and that receipts and expenditures of the company are being made only in accordance with authorizations of management and directors of the company; and (iii) provide reasonable assurance regarding prevention or timely detection of unauthorized acquisition, use, or disposition of the company's assets that could have a material effect on the financial statements.

Because of its inherent limitations, internal control over financial reporting may not prevent or detect misstatements. Also, projections of any evaluation of effectiveness to future periods are subject to the risk that controls may become inadequate because of changes in conditions, or that the degree of compliance with the policies or procedures may deteriorate.

Critical Audit Matters

The critical audit matter communicated below is a matter arising from the current period audit of the consolidated financial statements that was communicated or required to be communicated to the audit committee and that (i) relates to accounts or disclosures that are material to the consolidated financial statements and (ii) involved our especially challenging, subjective, or complex judgments. The communication of critical audit matters does not alter in any way our opinion on the consolidated financial statements, taken as a whole, and we are not, by communicating the critical audit matter below, providing a separate opinion on the critical audit matter or on the accounts or disclosures to which it relates.

U.S. Rebate Accruals - Medicaid, Managed Care and Medicare Part D

As described in Note 2 to the consolidated financial statements, the Company records certain variable consideration including discounts, which are estimated at the time of sale generally using the expected value method. Amounts accrued for aggregate customer discounts are evaluated on a quarterly basis through comparison of information provided by the wholesalers, health maintenance organizations, pharmacy benefit managers, federal and state agencies, and other customers to the amounts accrued. Certain of these discounts representing a portion of the accrual take the form of rebates, which are amounts owed based upon definitive contractual agreements or legal requirements with private sector (Managed Care) and public sector (Medicaid and Medicare Part D) benefit providers, after the final dispensing of the product to a benefit plan participant. The provision for rebates is based on expected patient usage, as well as inventory levels in the distribution channel to determine the contractual obligation to the benefit providers. Management uses historical customer segment utilization mix, sales forecasts, changes to product mix and price, inventory levels in the distribution channel, government pricing calculations and prior payment history in order to estimate the expected provision. The accrued balance relative to the provision for rebates included in accrued and other current liabilities was \$2.3 billion as of December 31, 2023, of which the majority relates to U.S. rebate accruals – Medicaid, Managed Care and Medicare Part D.

The principal considerations for our determination that performing procedures relating to U.S. rebate accruals - Medicaid, Managed Care and Medicare Part D is a critical audit matter are the significant judgment by management due to the significant measurement uncertainty involved in developing the rebate accruals, as the accruals are based on assumptions developed using pricing information and historical customer segment utilization mix, and a high degree of auditor judgment, subjectivity and effort in performing procedures and evaluating evidence related to these assumptions.

Addressing the matter involved performing procedures and evaluating audit evidence in connection with forming our overall opinion on the consolidated financial statements. These procedures included testing the effectiveness of controls relating to U.S. rebate accruals - Medicaid, Managed Care and Medicare Part D, including management's controls over the assumptions used to estimate the corresponding rebate accruals. These procedures also included, among others (i) developing an independent estimate of the rebate accruals by utilizing third party data on historical customer segment utilization mix in the U.S., pricing information, the terms of the specific rebate programs, and the historical trend of actual rebate claims paid, (ii) comparing the independent estimate to the rebate accruals recorded by management, and (iii) testing rebate claims paid, including evaluating those claims for consistency with the contractual terms of the Company's rebate agreements.



PricewaterhouseCoopers LLP
Florham Park, New Jersey
February 26, 2024

We have served as the Company's auditor since 2002.

Item 9. Changes in and Disagreements with Accountants on Accounting and Financial Disclosure.

Not applicable.

Item 9A. Controls and Procedures.

Management of the Company, with the participation of its Chief Executive Officer and Chief Financial Officer, has evaluated the effectiveness of the Company's disclosure controls and procedures. Based on their evaluation, as of the end of the period covered by this Form 10-K, the Company's Chief Executive Officer and Chief Financial Officer have concluded that the Company's disclosure controls and procedures (as defined in Rules 13a-15(e) or 15d-15(e) under the Securities Exchange Act of 1934, as amended (the Act)) are effective. For the fourth quarter of 2023, there have been no changes in internal control over financial reporting that materially affected, or are reasonably likely to materially affect, the Company's internal control over financial reporting.

Management is responsible for establishing and maintaining adequate internal control over financial reporting, as such term is defined in Rule 13a-15(f) of the Act. Management conducted an evaluation of the effectiveness of internal control over financial reporting based on the framework in *Internal Control — Integrated Framework* issued in 2013 by the Committee of Sponsoring Organizations of the Treadway Commission. Based on this evaluation, management concluded that internal control over financial reporting was effective as of December 31, 2023. PricewaterhouseCoopers LLP, an independent registered public accounting firm, has performed its own assessment of the effectiveness of the Company's internal control over financial reporting and its attestation report is included in this Form 10-K filing.

Management's Report

Management's Responsibility for Financial Statements

Responsibility for the integrity and objectivity of the Company's financial statements rests with management. The financial statements report on management's stewardship of Company assets. These statements are prepared in conformity with generally accepted accounting principles and, accordingly, include amounts that are based on management's best estimates and judgments. Nonfinancial information included in the Annual Report on Form 10-K has also been prepared by management and is consistent with the financial statements.

To assure that financial information is reliable and assets are safeguarded, management maintains an effective system of internal controls and procedures, important elements of which include: careful selection, training and development of operating and financial managers; an organization that provides appropriate division of responsibility; and communications aimed at assuring that Company policies and procedures are understood throughout the organization. A staff of internal auditors regularly monitors the adequacy and application of internal controls on a worldwide basis.

To ensure that personnel continue to understand the system of internal controls and procedures, and policies concerning good and prudent business practices, annually all employees of the Company are required to complete Code of Conduct training. This training reinforces the importance and understanding of internal controls by reviewing key corporate policies, procedures and systems. In addition, the Company has compliance programs, including an ethical business practices program to reinforce the Company's long-standing commitment to high ethical standards in the conduct of its business.

The financial statements and other financial information included in the Annual Report on Form 10-K fairly present, in all material respects, the Company's financial condition, results of operations and cash flows. Our formal certification to the Securities and Exchange Commission is included in this Form 10-K filing.

Management's Report on Internal Control Over Financial Reporting

Management is responsible for establishing and maintaining adequate internal control over financial reporting, as such term is defined in Rule 13a-15(f) under the Securities Exchange Act of 1934. The Company's internal control over financial reporting is designed to provide reasonable assurance regarding the reliability of financial reporting and the preparation of financial statements for external purposes in accordance with generally accepted accounting principles in the United States of America. Management conducted an evaluation of the effectiveness of internal control over financial reporting based on the framework in *Internal Control — Integrated Framework* issued in 2013 by the Committee of Sponsoring Organizations of the Treadway Commission. Based on this evaluation, management concluded that internal control over financial reporting was effective as of December 31, 2023.

Because of its inherent limitations, internal control over financial reporting may not prevent or detect misstatements. Projections of any evaluation of effectiveness to future periods are subject to the risk that controls

may become inadequate because of changes in conditions, or that the degree of compliance with the policies or procedures may deteriorate.

The effectiveness of the Company's internal control over financial reporting as of December 31, 2023, has been audited by PricewaterhouseCoopers LLP, an independent registered public accounting firm, as stated in their report which appears herein.



Robert M. Davis
Chairman, Chief Executive Officer and President



Caroline Litchfield
Executive Vice President and Chief Financial Officer

Item 9B. Other Information.

Insider Trading Arrangements

During the three months ended December 31, 2023, none of the Company's directors or executive officers adopted or terminated any Rule 10b5-1 trading arrangements or non-Rule 10b5-1 trading arrangements.

Item 9C. Disclosure Regarding Foreign Jurisdictions that Prevent Inspections.

Not Applicable.

PART III

Item 10. Directors, Executive Officers and Corporate Governance.

The required information on directors and nominees is incorporated by reference from the discussion under Proposal 1. Election of Directors of the Company's Proxy Statement for the Annual Meeting of Shareholders to be held May 28, 2024. Information on executive officers is set forth in Part I of this document on page 41.

The required information on compliance with Section 16(a) of the Securities Exchange Act of 1934, if applicable, is incorporated by reference from the discussion under the heading "Stock Ownership Information" of the Company's Proxy Statement for the Annual Meeting of Shareholders to be held May 28, 2024.

The Company has a Code of Conduct — *Our Values and Standards* applicable to all employees, including the principal executive officer, principal financial officer, principal accounting officer and Controller. The Code of Conduct is available on the Company's website at www.merck.com/company-overview/culture-and-values/code-of-conduct/values-and-standards/. The Company intends to disclose future amendments to certain provisions of the Code of Conduct, and waivers of the Code of Conduct granted to executive officers and directors, if any, on the website within four business days following the date of any amendment or waiver. Every Merck employee is responsible for adhering to business practices that are in accordance with the law and with ethical principles that reflect the highest standards of corporate and individual behavior.

The required information on the identification of the audit committee and the audit committee financial expert is incorporated by reference from the discussion under the heading "Board Meetings and Committees" of the Company's Proxy Statement for the Annual Meeting of Shareholders to be held May 28, 2024.

Item 11. Executive Compensation.

The information required on executive compensation is incorporated by reference from the discussion under the headings "Compensation Discussion and Analysis," "Summary Compensation Table," "All Other Compensation" table, "CEO Pay Ratio," "Pay vs. Performance" table, "Grants of Plan-Based Awards" table, "Outstanding Equity Awards" table, "Option Exercises and Stock Vested" table, "Pension Benefits" table, "Nonqualified Deferred Compensation" table, and "Potential Payments Upon Termination or a Change in Control", including the discussion under the subheadings "Separation" and "Change in Control," as well as all footnote information to the various tables, of the Company's Proxy Statement for the Annual Meeting of Shareholders to be held May 28, 2024.

The required information on director compensation is incorporated by reference from the discussion under the heading "Director Compensation" and related "2023 Schedule of Director Fees" table and "2023 Director Compensation" table of the Company's Proxy Statement for the Annual Meeting of Shareholders to be held May 28, 2024.

The required information under the headings "Compensation and Management Development Committee Interlocks and Insider Participation" and "Compensation and Management Development Committee Report" is incorporated by reference from the Company's Proxy Statement for the Annual Meeting of Shareholders to be held May 28, 2024.

Item 12. Security Ownership of Certain Beneficial Owners and Management and Related Stockholder Matters.

Information with respect to security ownership of certain beneficial owners and management is incorporated by reference from the discussion under the heading “Stock Ownership Information” of the Company’s Proxy Statement for the Annual Meeting of Shareholders to be held May 28, 2024.

Equity Compensation Plan Information

The following table summarizes information about the options, warrants and rights and other equity compensation under the Company’s equity compensation plans as of the close of business on December 31, 2023. The table does not include information about tax qualified plans such as the Merck U.S. Savings Plan.

Plan Category	Number of securities to be issued upon exercise of outstanding options, warrants and rights (a)	Weighted-average exercise price of outstanding options, warrants and rights (b)	Number of securities remaining available for future issuance under equity compensation plans (excluding securities reflected in column (a)) (c)
Equity compensation plans approved by security holders ⁽¹⁾	13,526,932 ⁽²⁾	\$ 77.54	81,123,362
Equity compensation plans not approved by security holders	—	—	—
Total	13,526,932	\$ 77.54	81,123,362

⁽¹⁾ Includes options to purchase shares of Company Common Stock and other rights under the following shareholder-approved plans: the Merck & Co., Inc. 2010 and 2019 Incentive Stock Plans, and the Merck & Co., Inc. 2010 Non-Employee Directors Stock Option Plan.

⁽²⁾ Excludes approximately 12,541,646 shares of restricted stock units and 1,966,333 performance share units (assuming maximum payouts) under the Merck Sharp & Dohme 2010 and 2019 Incentive Stock Plans. Also excludes 157,619 shares of phantom stock deferred under the MSD Employee Deferral Program and 503,549 shares of phantom stock deferred under the Merck & Co., Inc. Plan for Deferred Payment of Directors’ Compensation.

Item 13. Certain Relationships and Related Transactions, and Director Independence.

The required information on transactions with related persons is incorporated by reference from the discussion under the heading “Related Person Transactions” of the Company’s Proxy Statement for the Annual Meeting of Shareholders to be held May 28, 2024.

The required information on director independence is incorporated by reference from the discussion under the heading “Independence of Directors” of the Company’s Proxy Statement for the Annual Meeting of Shareholders to be held May 28, 2024.

Item 14. Principal Accountant Fees and Services.

The information required for this item is incorporated by reference from the discussion under Proposal 4. Ratification of Appointment of Independent Registered Public Accounting Firm for 2024 beginning with the caption “Pre-Approval Policy for Services of Independent Registered Public Accounting Firm” through “Fees for Services Provided by the Independent Registered Public Accounting Firm” of the Company’s Proxy Statement for the Annual Meeting of Shareholders to be held May 28, 2024.

PART IV

Item 15. Exhibits and Financial Statement Schedules.

(a) The following documents are filed as part of this Form 10-K

1. Financial Statements

Consolidated statement of income for the years ended December 31, 2023, 2022 and 2021

Consolidated statement of comprehensive (loss) income for the years ended December 31, 2023, 2022 and 2021

Consolidated balance sheet as of December 31, 2023 and 2022

Consolidated statement of equity for the years ended December 31, 2023, 2022 and 2021

Consolidated statement of cash flows for the years ended December 31, 2023, 2022 and 2021

Notes to consolidated financial statements

Report of PricewaterhouseCoopers LLP, independent registered public accounting firm (PCAOB ID 238)

2. Financial Statement Schedules

Schedules are omitted because they are either not required or not applicable.

Financial statements of affiliates carried on the equity basis have been omitted because, considered individually or in the aggregate, such affiliates do not constitute a significant subsidiary.

3. Exhibits

Exhibit Number	Description
3.1	— Restated Certificate of Incorporation of Merck & Co., Inc. (November 3, 2009) — Incorporated by reference to Merck & Co., Inc.'s Current Report on Form 8-K filed November 4, 2009 (No. 1-6571)
3.2	— By-Laws of Merck & Co., Inc. (effective March 22, 2022) — Incorporated by reference to Merck & Co., Inc.'s Current Report on Form 8-K filed March 25, 2022 (No. 1-6571)
4.1	— Indenture, dated as of April 1, 1991, between Merck Sharp & Dohme Corp. (f/k/a Schering Corporation) and U.S. Bank Trust National Association (as successor to Morgan Guaranty Trust Company of New York), as Trustee (the 1991 Indenture) — Incorporated by reference to Exhibit 4 to MSD's Registration Statement on Form S-3 (No. 33-39349)
4.2	— First Supplemental Indenture to the 1991 Indenture, dated as of October 1, 1997 — Incorporated by reference to Exhibit 4(b) to MSD's Registration Statement on Form S-3 filed September 25, 1997 (No. 333-36383)
4.3	— Second Supplemental Indenture to the 1991 Indenture, dated November 3, 2009 — Incorporated by reference to Exhibit 4.3 to Merck & Co., Inc.'s Current Report on Form 8-K filed November 4, 2009 (No.1-6571)
4.4	— Third Supplemental Indenture to the 1991 Indenture, dated May 1, 2012 — Incorporated by reference to Exhibit 4.1 to Merck & Co., Inc.'s Form 10-Q Quarterly Report for the period ended March 31, 2012 (No. 1-6571)
4.5	— Indenture, dated November 26, 2003, between Merck & Co., Inc. (f/k/a Schering-Plough Corporation) and The Bank of New York as Trustee (the 2003 Indenture) — Incorporated by reference to Exhibit 4.1 to Schering-Plough's Current Report on Form 8-K filed November 28, 2003 (No. 1-6571)
4.6	— Second Supplemental Indenture to the 2003 Indenture (including Form of Note), dated November 26, 2003 — Incorporated by reference to Exhibit 4.3 to Schering-Plough's Current Report on Form 8-K filed November 28, 2003 (No. 1-6571)
4.7	— Third Supplemental Indenture to the 2003 Indenture (including Form of Note), dated September 17, 2007 — Incorporated by reference to Exhibit 4.1 to Schering-Plough's Current Report on Form 8-K filed September 17, 2007 (No. 1-6571)
4.8	— Fifth Supplemental Indenture to the 2003 Indenture, dated November 3, 2009 — Incorporated by reference to Exhibit 4.4 to Merck & Co., Inc.'s Current Report on Form 8-K filed November 4, 2009 (No. 1-6571)
4.9	— Indenture, dated as of January 6, 2010, between Merck & Co., Inc. and U.S. Bank Trust National Association, as Trustee — Incorporated by reference to Exhibit 4.1 to Merck & Co., Inc.'s Current Report on Form 8-K filed December 10, 2010 (No. 1-6571)
4.10	— Description of the Registrant's Common Stock - Incorporated by reference to Exhibit 4.10 to Merck & Co., Inc.'s Form 10-K Annual Report for the fiscal year ended December 31, 2020 filed February 25, 2021 (No. 1-6571)
4.11	— Description of the Registrant's 1.125% Notes due 2021, 1.875% Notes due 2026, and 2.500% Notes due 2034 - Incorporated by reference to Exhibit 4.11 to Merck & Co., Inc.'s Form 10-K Annual Report for the fiscal year ended December 31, 2020 filed February 25, 2021 (No. 1-6571)
4.12	— Description of the Registrant's 0.500% Notes due 2024 and 1.375% Notes due 2036 - Incorporated by reference to Exhibit 4.12 to Merck & Co., Inc.'s Form 10-K Annual Report for the fiscal year ended December 31, 2020 filed February 25, 2021 (No. 1-6571)

- *10.1 — Merck & Co., Inc. Executive Incentive Plan (as amended and restated effective June 1, 2015) — Incorporated by reference to Merck & Co., Inc.'s Schedule 14A filed April 13, 2015 (No. 1-6571)
- *10.2 — Merck & Co., Inc. Deferral Program Including the Base Salary Deferral Plan (Amended and Restated effective December 1, 2019) - Incorporated by reference to Exhibit 10.2 to Merck & Co., Inc.'s Form 10-K Annual Report for the fiscal year ended December 31, 2019 filed February 26, 2020 (No. 1-6571)
- *10.3 — Merck & Co., Inc. 2010 Incentive Stock Plan (as amended and restated June 1, 2015) — Incorporated by reference to Merck & Co., Inc.'s Schedule 14A filed April 13, 2015 (No. 1-6571)
- *10.4 — Form of stock option terms for 2013 quarterly and annual non-qualified option grants under the Merck & Co., Inc. 2010 Incentive Stock Plan — Incorporated by reference to Exhibit 10.19 to Merck & Co., Inc.'s Form 10-K Annual Report for the fiscal year ended December 31, 2012 filed February 28, 2013 (No. 1-6571)
- *10.5 — Form of stock option terms for 2014 quarterly and annual non-qualified option grants under the Merck & Co., Inc. 2010 Incentive Stock Plan — Incorporated by reference to Exhibit 10.18 to Merck & Co., Inc.'s Form 10-K Annual Report for the fiscal year ended December 31, 2014 filed February 27, 2015 (No. 1-6571)
- *10.6 — Form of stock option terms for 2015 quarterly and annual non-qualified option grants under the Merck & Co., Inc. 2010 Incentive Stock Plan — Incorporated by reference to Exhibit 10.20 to Merck & Co., Inc.'s Form 10-K Annual Report for the fiscal year ended December 31, 2015 filed February 26, 2016 (No. 1-6571)
- *10.7 — Form of stock option terms for 2017 annual non-qualified option grants under the Merck & Co., Inc. 2010 Incentive Stock Plan - Incorporated by reference to Exhibit 10.7 to Merck & Co., Inc.'s Form 10-K Annual Report for the fiscal year ended December 31, 2022 filed February 24, 2023 (No. 1-6571)
- *10.8 — Form of stock option terms for 2019 annual non-qualified option grants under the Merck & Co., Inc. 2010 Incentive Stock Plan - Incorporated by reference to Exhibit 10.8 to Merck & Co., Inc.'s Form 10-K Annual Report for the fiscal year ended December 31, 2022 filed February 24, 2023 (No. 1-6571)
- *10.9 — Form of stock option terms for 2018 quarterly and annual non-qualified option grants under the Merck & Co., Inc. 2010 Incentive Stock Plan — Incorporated by reference to Exhibit 10.12 to Merck & Co., Inc.'s Form 10-K Annual Report for the fiscal year ended December 31, 2017 filed February 27, 2018 (No. 1-6571)
- *10.10 — Form of stock option terms for 2016 quarterly and annual non-qualified option grants under the Merck & Co., Inc. 2010 Incentive Stock Plan — Incorporated by reference to Exhibit 10.19 to Merck & Co., Inc.'s Form 10-K Annual Report for the fiscal year ended December 31, 2016 filed February 28, 2017 (No. 1-6571)

- *10.11 — Merck & Co., Inc. 2019 Incentive Stock Plan - Incorporated by reference to Appendix C to Merck & Co., Inc.'s Schedule 14A filed April 8, 2019 (No. 1-6571) and to the Registration Statement on Form S-8 filed August 12, 2019 to register 111,000,000 shares under the 2019 Incentive Stock Plan (File No. 333-233226)
- *10.12 — Merck & Co., Inc. Change in Control Separation Benefits Plan (effective as amended and restated, as of January 1, 2013) — Incorporated by reference to Exhibit 10.1 to Merck & Co., Inc.'s Current Report on Form 8-K filed November 29, 2012 (No. 1-6571)
- *10.13 — Merck & Co., Inc. U.S. Separation Benefits Plan (amended and restated as of January 1, 2019) as further amended by Amendments 2019-1 (as of December 19, 2019), 2020-1 (as of February 25, 2020), 2020-2 (as of December 10, 2020), 2021-1 (as of March 31, 2021), 2021-2 (as of December 16, 2021), 2022-1 (as of December 14, 2022) and 2022-2 (as of December 13, 2021) - Incorporated by reference to Exhibit 10.13 to Merck & Co., Inc.'s Form 10-K Annual Report for the fiscal year ended December 31, 2022 filed February 24, 2023 (No. 1-6571)
- *10.14 — Retirement Plan for the Directors of Merck & Co., Inc. (amended and restated June 21, 1996) — Incorporated by reference to Exhibit 10.C to MSD's Form 10-Q Quarterly Report for the period ended June 30, 1996 filed August 13, 1996 (No. 1-3305)
- *10.15 — Merck & Co., Inc. Plan for Deferred Payment of Directors' Compensation (Amended and Restated effective as of January 1, 2022) - Incorporated by reference to Exhibit 10.17 to Merck & Co., Inc.'s Form 10-K Annual Report for the fiscal year ended December 31, 2021 filed February 25, 2022 (No. 1-6571)
- *10.16 — Offer Letter between Merck & Co., Inc. and Jennifer Zachary, dated March 16, 2018 - Incorporated by reference to Exhibit 10.28 to Merck & Co., Inc.'s Form 10-K Annual Report for the fiscal year ended December 31, 2018 filed February 27, 2019 (No. 1-6571)
- *10.17 — Form of stock option terms for 2021 annual non-qualified option grants under the Merck & Co., Inc. 2019 Incentive Stock Plan - Incorporated by reference to Exhibit 10.23 to Merck & Co., Inc.'s Form 10-K Annual Report for the fiscal year ended December 31, 2020 filed February 25, 2021 (No. 1-6571)
- *10.18 — Form of restricted stock unit terms for 2021 annual grants under the Merck & Co., Inc. 2019 Incentive Stock Plan - Incorporated by reference to Exhibit 10.24 to Merck & Co., Inc.'s Form 10-K Annual Report for the fiscal year ended December 31, 2020 filed February 25, 2021 (No. 1-6571)
- *10.19 — Form of stock option terms for 2022 annual non-qualified option grants under the Merck & Co., Inc. 2019 Incentive Stock Plan - Incorporated by reference to Exhibit 10.24 to Merck & Co., Inc.'s Form 10-K Annual Report for the fiscal year ended December 31, 2021 filed February 25, 2022 (No. 1-6571)
- *10.20 — Form of restricted stock unit terms for 2022 annual grants under the Merck & Co., Inc. 2019 Incentive Stock Plan - Incorporated by reference to Exhibit 10.25 to Merck & Co., Inc.'s Form 10-K Annual Report for the fiscal year ended December 31, 2021 filed February 25, 2022 (No. 1-6571)
- *10.21 — Form of stock option terms for 2020 annual non-qualified option grants under the Merck & Co., Inc. 2019 Incentive Stock Plan — Incorporated by reference to Exhibit 10.21 to Merck & Co., Inc.'s Form 10-K Annual Report for the fiscal year ended December 31, 2022 filed February 24, 2023 (No. 1-6571)
- *10.22 — Form of restricted stock unit terms for 2020 annual grants under the Merck & Co., Inc. 2019 Incentive Stock Plan - Incorporated by reference to Exhibit 10.22 to Merck & Co., Inc.'s Form 10-K Annual Report for the fiscal year ended December 31, 2022 filed February 24, 2023 (No. 1-6571)
- *10.23 — 2021 Performance Share Unit terms for grants under the Merck & Co., Inc. 2019 Incentive Stock Plan — Incorporated by reference to Exhibit 10.23 to Merck & Co., Inc.'s Form 10-K Annual Report for the fiscal year ended December 31, 2022 filed February 24, 2023 (No. 1-6571)
- *10.24 — Terms for Restricted Stock Unit Grants under the Merck & Co., Inc. 2019 Incentive Stock Plan - Incorporated by reference to Exhibit 10.24 to Merck & Co., Inc.'s Form 10-K Annual Report for the fiscal year ended December 31, 2022 filed February 24, 2023 (No. 1-6571)
- *10.25 — Restricted stock unit terms for August 3, 2022 grant to Chirfi Guindo under the Merck & Co., Inc. 2019 Incentive Stock Plan - Incorporated by reference to Exhibit 10.25 to Merck & Co., Inc.'s Form 10-K Annual Report for the fiscal year ended December 31, 2022 filed February 24, 2023 (No. 1-6571)
- *10.26 — Performance share unit terms for August 3, 2022 grant to Chirfi Guindo under the Merck & Co., Inc. 2019 Incentive Stock Plan - Incorporated by reference to Exhibit 10.26 to Merck & Co., Inc.'s Form 10-K Annual Report for the fiscal year ended December 31, 2022 filed February 24, 2023 (No. 1-6571)
- *10.27 — Form of stock option terms for 2023 annual non-qualified option grants under the Merck & Co., Inc. 2019 Incentive Stock Plan - Filed herewith

- *10.28 — 2022 Performance Share Unit terms for grant under the Merck & Co., Inc. 2019 Incentive Stock Plan - Filed herewith
- *10.29 — 2023 Performance Share Unit terms for grant under the Merck & Co., Inc. 2019 Incentive Stock Plan - Filed herewith
- *10.30 — Offer Letter between Merck & Co., Inc. and Chirfi Guindo, dated June 8, 2022 - Incorporated by reference to Exhibit 10.30 to Merck & Co., Inc.'s Form 10-K Annual Report for the fiscal year ended December 31, 2022 filed February 24, 2023 (No. 1-6571)
 - 21 — Subsidiaries of Merck & Co., Inc.
 - 23 — Consent of Independent Registered Public Accounting Firm
 - 24.1 — Power of Attorney
 - 24.2 — Certified Resolution of Board of Directors
 - 31.1 — Rule 13a-14(a)/15d-14(a) Certification of Chief Executive Officer
 - 31.2 — Rule 13a-14(a)/15d-14(a) Certification of Chief Financial Officer
 - **31.3 — Rule 13a-14(a)/15d-14(a) Certification of Chief Executive Officer
 - **31.4 — Rule 13a-14(a)/15d-14(a) Certification of Chief Financial Officer
 - 32.1 — Section 1350 Certification of Chief Executive Officer
 - 32.2 — Section 1350 Certification of Chief Financial Officer
 - 97 — Policy and Procedures for Recoupment of Incentive-Based Compensation

Exhibit

- 101:
- 101.INS — XBRL Instance Document - The instance document does not appear in the interactive data file because its XBRL tags are embedded within the Inline XBRL document.
- 101.SCH — XBRL Taxonomy Extension Schema Document.
- 101.CAL — XBRL Taxonomy Extension Calculation Linkbase Document.
- 101.DEF — XBRL Taxonomy Extension Definition Linkbase Document.
- 101.LAB — XBRL Taxonomy Extension Label Linkbase Document.
- 101.PRE — XBRL Taxonomy Extension Presentation Linkbase Document.
- 104 — Cover Page Interactive Data File (formatted as Inline XBRL and contained in Exhibit 101).

* *Management contract or compensatory plan or arrangement.*

** *Added on April 11, 2024.*

† *Certain portions of the exhibit have been omitted pursuant to a request for confidential treatment. The non-public information has been filed separately with the Securities and Exchange Commission pursuant to rule 24b-2 under the Securities Exchange Act of 1934, as amended.*

Long-term debt instruments under which the total amount of securities authorized does not exceed 10% of Merck & Co., Inc.'s total consolidated assets are not filed as exhibits to this report. Merck & Co., Inc. will furnish a copy of these agreements to the Securities and Exchange Commission on request.

Item 16. Form 10-K Summary

Not applicable.

SIGNATURES

Pursuant to the requirements of Section 13 or 15(d) of the Securities Exchange Act of 1934, the registrant has duly caused this report to be signed on its behalf by the undersigned, thereunto duly authorized.

Dated: February 26, 2024

MERCK & CO., INC.

By: ROBERT M. DAVIS
(Chairman, Chief Executive Officer and President)

By: /s/ JENNIFER ZACHARY

Jennifer Zachary
(Attorney-in-Fact)

Pursuant to the requirements of the Securities Exchange Act of 1934, this report has been signed below by the following persons on behalf of the Registrant and in the capacities and on the dates indicated.

Signatures	Title	Date
ROBERT M. DAVIS	Chairman, Chief Executive Officer and President; Principal Executive Officer	February 26, 2024
CAROLINE LITCHFIELD	Executive Vice President and Chief Financial Officer; Principal Financial Officer	February 26, 2024
DALTON SMART	Senior Vice President Finance-Global Controller; Principal Accounting Officer	February 26, 2024
DOUGLAS M. BAKER, JR.	Director	February 26, 2024
MARY ELLEN COE	Director	February 26, 2024
PAMELA J. CRAIG	Director	February 26, 2024
THOMAS H. GLOCER	Director	February 26, 2024
RISA J. LAVIZZO-MOUREY	Director	February 26, 2024
STEPHEN L. MAYO	Director	February 26, 2024
PAUL B. ROTHMAN	Director	February 26, 2024
PATRICIA F. RUSSO	Director	February 26, 2024
CHRISTINE E. SEIDMAN	Director	February 26, 2024
INGE G. THULIN	Director	February 26, 2024
KATHY J. WARDEN	Director	February 26, 2024
PETER C. WENDELL	Director	February 26, 2024

Jennifer Zachary, by signing her name hereto, does hereby sign this document pursuant to powers of attorney duly executed by the persons named, filed with the Securities and Exchange Commission as an exhibit to this document, on behalf of such persons, all in the capacities and on the date stated, such persons including a majority of the directors of the Company.

By: /S/ JENNIFER ZACHARY

Jennifer Zachary
(Attorney-in-Fact)

