

WELLGREEN PLATINUM

Developing one of the World's Largest Ni-PGM Deposits in Yukon, Canada

WELLGREEN PLATINUM

TSX: WG OTC:QX WGPLF

Cautionary Statement

The information contained in this presentation ("Presentation") has been prepared by Wellgreen Platinum Ltd. (the "Company") and is being communicated for general background informational purposes only. The Presentation has not been independently verified and the information contained within is subject to updating, completion, revision, verification and further amendment. Neither the Company, nor its shareholders, directors, officers, agents, employees, or advisors give, has given or has authority to give, any representations or warranties (express or implied) as to, or in relation to, the accuracy, reliability or completeness of the information in this Presentation, or any revision thereof, or of any other written or oral information made or to be made available to any interested party or its advisers (all such information being referred to as ("Information") and liability therefore is expressly disclaimed. Neither the communication of this Presentation nor any part of its contents is to be taken as any form of commitment on the part of the Company to proceed with any transaction. This Presentation does not constitute, or form part of, any offer or invitation to sell or issue, or any solicitation of any offer to subscribe for or purchase any securities in the Company, nor shall it, or the fact of its communication, form the basis of, or be relied upon in connection with, or act as any inducement to enter into, any contract or commitment whatsoever with respect to such securities. In furnishing this Presentation, the Company does not undertake or agree to any obligation to provide the attendee with access to any additional information or to update this Presentation or to correct any inaccuracies in, or omissions from, this Presentation that may become apparent either during, or at any time after this Presentation.

Certain statements contained herein constitute "forward-looking information." Forward-looking information look into the future and provide an opinion as to the effect of certain events and trends on the business. Forward-looking information may include words such as "plans," "intends," anticipates," "should," "estimates," "expects," "believes," "indicates," "targeting," "suggests," "potential," and similar expressions. Statements involving forward-looking information are based on current expectations and entail various risks and uncertainties. Actual results may vary from the forward–looking information and materially differ from expectations, if known and unknown risks or uncertainties affect our business, or if our estimates or assumptions prove inaccurate. Investors are advised to review the Company's Annual Information Form filed at www.sedar.com for a detailed discussion of investment risks.

Unless otherwise indicated, Wellgreen Platinum Ltd. has prepared the scientific and technical information in this Presentation (collectively, the "Technical Information") based on information contained in the technical reports and news releases (collectively, the "Disclosure Documents") available under the company's profile on SEDAR at www.sedar.com. Each Disclosure Document was prepared by or under the supervision of a qualified person (a "Qualified Person") as defined in National Instrument 43-101 – *Standards of Disclosure for Mineral Projects* of the Canadian Securities Administrators ("NI 43-101"). For readers to fully understand the information in this Presentation, they should read the Disclosure Documents (available on www.sedar.com) in their entirety, including all qualifications, assumptions and exclusions that relate to the information set out in this Presentation that qualifies the Technical Information. Readers are advised that a preliminary economic assessment (PEA) includes an economic analysis that is based, in part, on Inferred Mineral Resources. Inferred Mineral Resources are considered too speculative geologically to have the economic considerations applied to them that would allow them to be categorized as Mineral Reserves, and there is no certainty that the results of a PEA will be realized. Mineral Resources are not Mineral Reserves because they do not have demonstrated economic viability. The Disclosure Documents are each intended to be read as a whole, and sections should not be read or relied upon out of context. The Technical Information is subject to the assumptions and qualifications contained in the Disclosure Documents. The material technical information contained in this presentation was derived from press releases dated March 1, 2017 and June 26, 2017.

The Company has included in this Presentation certain non-GAAP measures, such as costs of Pt Eq. per ounce. The non-GAAP measures do not have any standardized meaning within Canadian GAAP and therefore may not be comparable to similar measures presented by other companies. The Company believes that these measures provide additional information that is useful in evaluating the Company. The data presented is intended to provide additional information and should not be considered in isolation or as a substitute for measures of performance prepared in accordance with Canadian GAAP.

Certain information contained in this Presentation with respect to other companies and their business and operation has been obtained or quoted from publicly available sources, such as continuous disclosure documents, independent publications, media articles, third party websites (collectively, the "Publications"). In certain cases, these sources make no representations as to the reliability of the information they publish. Further, the analyses and opinions reflected in these Publications are subject to a series of assumptions about future events. There are a number of factors that can cause the results to differ materially from those described in these publications. None of the Company or its representatives independently verified the accuracy or completeness of the information contained in the Publications or assume any responsibility for the completeness or accuracy of the information derived from these Publications.

Quality Assurance, Quality Control: The Technical Information disclosed in this Presentation has been reviewed and approved by Mr. John Eggert, P. Eng., the Company's Qualified Person as defined under NI 43-101. Mr. Eggerthas verified the data disclosed herein and no limitations were imposed on his verification process. Other than as described under the slide entitled "Material Risks and Assumptions" and in the Company's continuous disclosure filings (which are available under the Company's SEDAR profile at www.sedar.com), there are no known legal, political, environmental or other risks that could materially affect the development of the Company at this time.

Cautionary Note to United States Investors: This Presentation uses the terms "Measured", "Indicated" and "Inferred" Resources. United States investors are advised that while such terms are recognized and required by Canadian regulations, the United States Securities and Exchange Commission does not recognize them. "Inferred Mineral Resources" have a great amount of uncertainty as to their existence, and as to their economic and legal feasibility. It cannot be assumed that all or any part of an Inferred Mineral Resource will ever be upgraded to a higher category. United States investors are cautioned not to assume that all or any part of Measured or Indicated Mineral Resources will ever be converted into Mineral Reserves. United States investors are also cautioned not to assume that all or any part of an Inferred Mineral Resource exists, or is economically mineable.

Expansion Potential Slide

- Arch A88-02 data from "Summary Report on 1988 Exploration – Arch Property" dated November 1988 and authored by W.D. Eaton of Archer, Cathro & Associates.
- Burwash BR08-05 data from "Assessment Report Describing Diamond Drilling at the Burwash Property" dated December 2008 and authored by R.C. Carne, M.Sc., P.Geo. and H. Smith, B.Sc. Geology, GIT of Archer, Cathro & Associates.

The Wellgreen Project

- Large - Scale Polymetallic Deposit
  (rock sequence similar to PGM deposits)
- Significant PGM Component
  Pt:Pd Ratio 1:1; Open Pit
- Strong Government & First Nations Support
- LNG Power Nearby
  No Endangered Species

TSX: WG OTC:QX WGPLF

NICKEL

- Lithium Batteries
- Aerospace
- Power Plants
- Stainless Steel

COPPER

- Construction
- Electrical
- Electronics
- Green Technology

GOLD

- Jewelry
- Electronics
- Hedge against Geopolitical Uncertainty

PGM's

- Least Abundant of Earth's Metals
- Critical and Strategic Minerals
- Electronics
- Catalytic Converters
- Majority of Worlds Reserves are in Russia & South Africa

COBALT

- Critical and Strategic Mineral
- Alloys, Aircraft

A Company Revitalized

- **World-Class Asset**
  - Large-Scale Polymetallic Deposit
  - Open pit Nickel Sulphide Project with Significant PGM Component
- **Mining Friendly Jurisdiction**
  - Top Quartile Mining Jurisdiction in Yukon, Canada
  - Strong Government and First Nations Support
- **Supported by Excellent Infrastructure**
  - Highway Access to Existing Deep Water Ports
  - LNG Power Nearby & No Endangered Species
- **Improved Technical Understanding/Approach**
  - Top Notch Technical Team Assembled to Underpin Development
  - Recently Completed Positive Metallurgical Work



TSX: WG OTC:QX WGPLF

A Company Revitalized

- **Significant Expansion Potential**
  - 60km Property Package, 18km Strike Length, Multiple Targets – District Scale
  - Scaleable Approach to Project Development
- **Solid Shareholder & Financial Support**
  - Electrum (27%) / RCF (9%)
  - Management and Board (3%)
- **New Directors & Management Team**
  - Proven Technical Expertise
  - Track Record of Successful Project Developmemt
- **Clear Path to Value Creation**



TSX: WG OTC:QX WGPLF

Wellgreen – Payable Metals

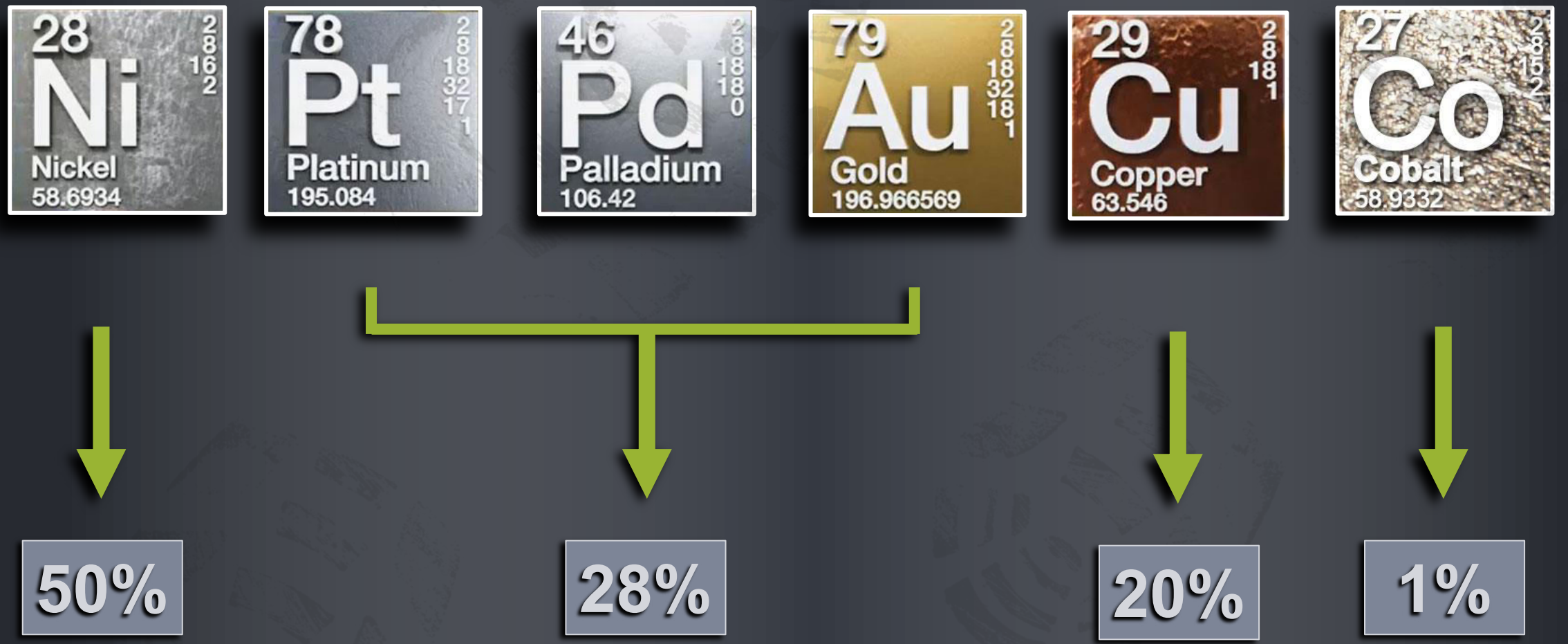

Board of Directors

FINANCE

Myron Manternach, B.Sc., MBA, Chairman

Lithium Americas Corp., Former JPMorgan Chase, Ambac Assurance Corp.



HR / CORP GOVERNANCE

Michelle S. Darling, Director

Former Prudential Financial, CIBC, Osisko MiningC



GEOLOGY

Mark Fields, P. Geo., B. Comm. (Hon), Director

E. A. Scholz Award, Former Rio Tinto Group



Board of Directors

PROJECT DEVELOPMENT CAPITAL MARKETS

Diane R. Garrett, Ph.D, Director / President & CEO

Former Romarco Minerals Inc., Dayton Mining Corp, US Global Investors



LEGAL

Wayne Kirk, LL.B, Director

Former General Counsel, Homestake Mining Company, Gabriel Resources



OPERATIONS

Gillyeard (Gil) Leathley, Director

Former NovaGold, Homestake Mining



OPERATIONS

Mike Sylvestre, M.Sc., P. Eng., Director

Kinross, Former Vale Inco



Management

PROJECT DEVELOPMENT CAPITAL MARKETS

Diane R. Garrett, Ph.D, Director / President & CEO

Former Romarco Minerals Inc., Dayton Mining Corp, US Global Investors



FINANCE

Joe Romagnolo, CA, Sr. VP, Chief Financial Officer

Former OceanaGold, Romarco Minerals, Centenario Copper



SR. GEOLOGIST

Greg Ross, Sr. Geologist, P.Geo.

Accredited Professional Geoscientist, Ni-Cu-PGE Specialist



Project Engineering Team

Diane Garrett
President & CEO

Gil Leathley
Technical Advisor
(Director)

Heather White
Project Engineer
(Voisey Bay, Inco)



John Eggert
NI 43-101 Q.P.

Heidi Mani
Concentrate
Marketing

Peter Wells
Metallurgist

A.G.P.
Mining
Consultants

Ausenco
Engineering

TSX: WG OTC:QX WGPLF







Shareholder Base



- Electrum Strategic Opportunities Fund (27%)
- Resource Capital Fund (9%)
- Drake Capital, Solway Investment Group (7%)
- High Net Worth (24%)
- Insiders (3%)

$ Strong Treasury

$7.4 Million (CDN)*
No Debt
(May 11, 2017)

*Cash + Cash Equivalents + Short Term Investments

TSX: WG OTC:QX WGPLF

Wellgreen Project Overview

Wellgreen Project



- Large Scale Ni-Cu-PGM Deposit in Yukon, Canada
- Excellent Infrastructure
- Year round operating environment, Low precipitation
- Highway access to existing deep sea ports (Haines, Skagway, AK)

78 Pt Platinum 195.084
46 Pd Palladium 106.42
79 Au Gold 196.966569
28 Ni Nickel 58.6934
29 Cu Copper 63.546
27 Co Cobalt 58.9332

TSX: WG OTC:QX WGPLF



WELLGREEN PLATINUM

TSX: WG OTC:QX WGPLF



WELLGREEN PLATINUM

TSX: WG OTC:QX WGPLF

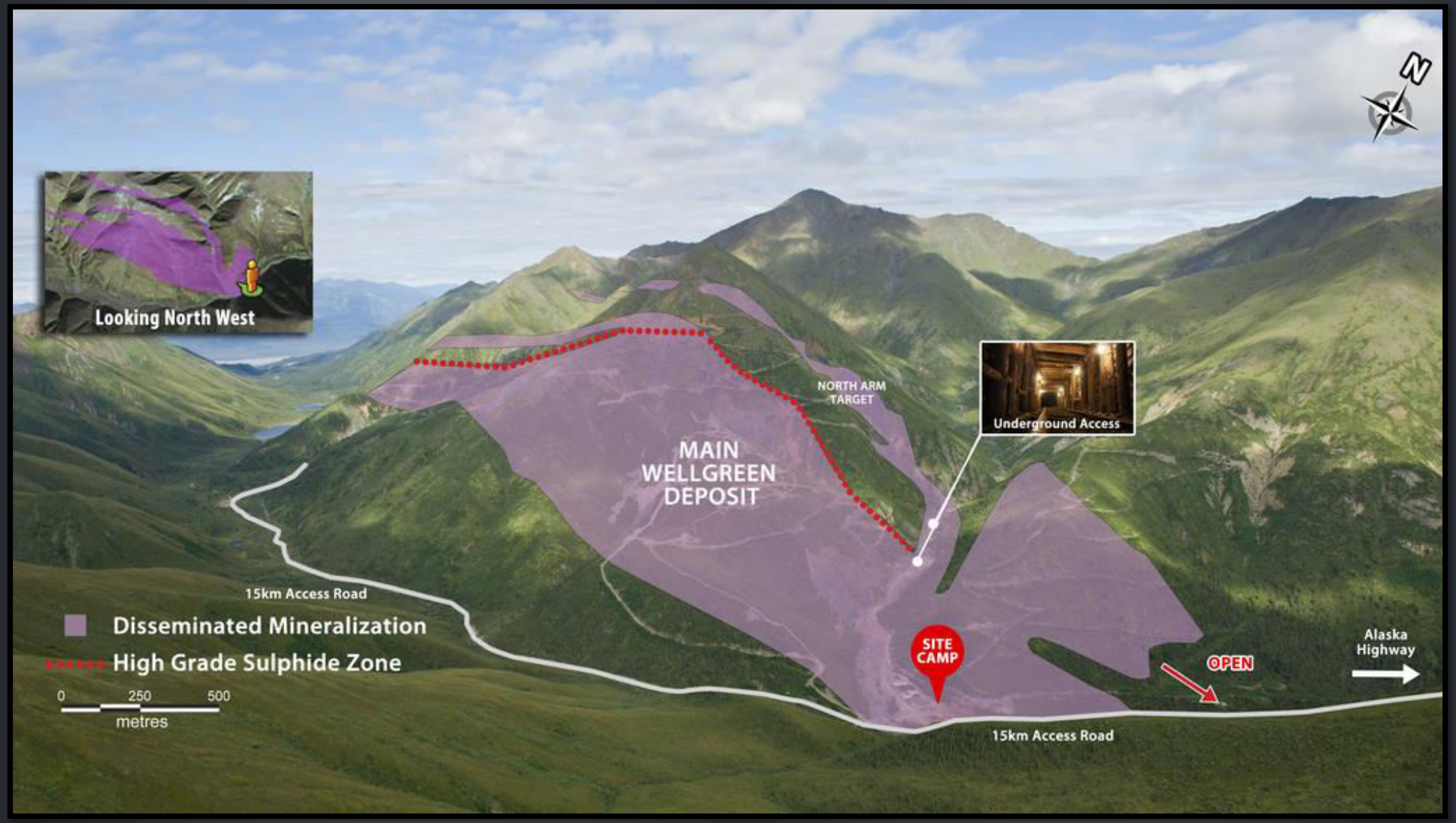

WELLGREEN PLATINUM

TSX: WG OTC:QX WGPLF

July 2017 Mineral Resources

2017 Mineral Resources
(Pit constrained resource US $13.85 / tonne cutoff)

Measured & Indicated: 362 million tonnes			
	Ni (0.26%)	→	**2.07 billion lbs.**
	Cu (0.14%)	→	**1.09 billion lbs.**
	PGM + Gold **Pt (0.231 g/t), Pd(0.244 g/t)** **Au (0.04 g/t)**	→	**6.0 million oz.**
Inferred: 119 million tonnes			
	Ni (0.28%)	→	**741 million lbs.**
	Cu (0.12%)	→	**312 million lbs.**
	PGM + Gold **Pt (0.217 g/t), Pd (0.253 g/t)** **Au (0.032 g/t)**	→	**1.9 million oz.**



Resource estimate prepared by Independent Mining Consultants, dated June 26, 2017. Calculations were based on a pit constrained resource using Ni $7.75/lb, Cu $3.00/lb, Co $11.80/lb, Pt $1,350/oz, Pd $860/oz, Au $1,400/oz. Recoveries of Peridotite (12% NiCu con) were Ni 59%, Cu 73%, PGEs 58%. Clinopyroxenite recoveries (14% NiCu con) were Cu 93%, Ni 71%, PGEs 71%.

Nickel Model 0.2% Grade Shell

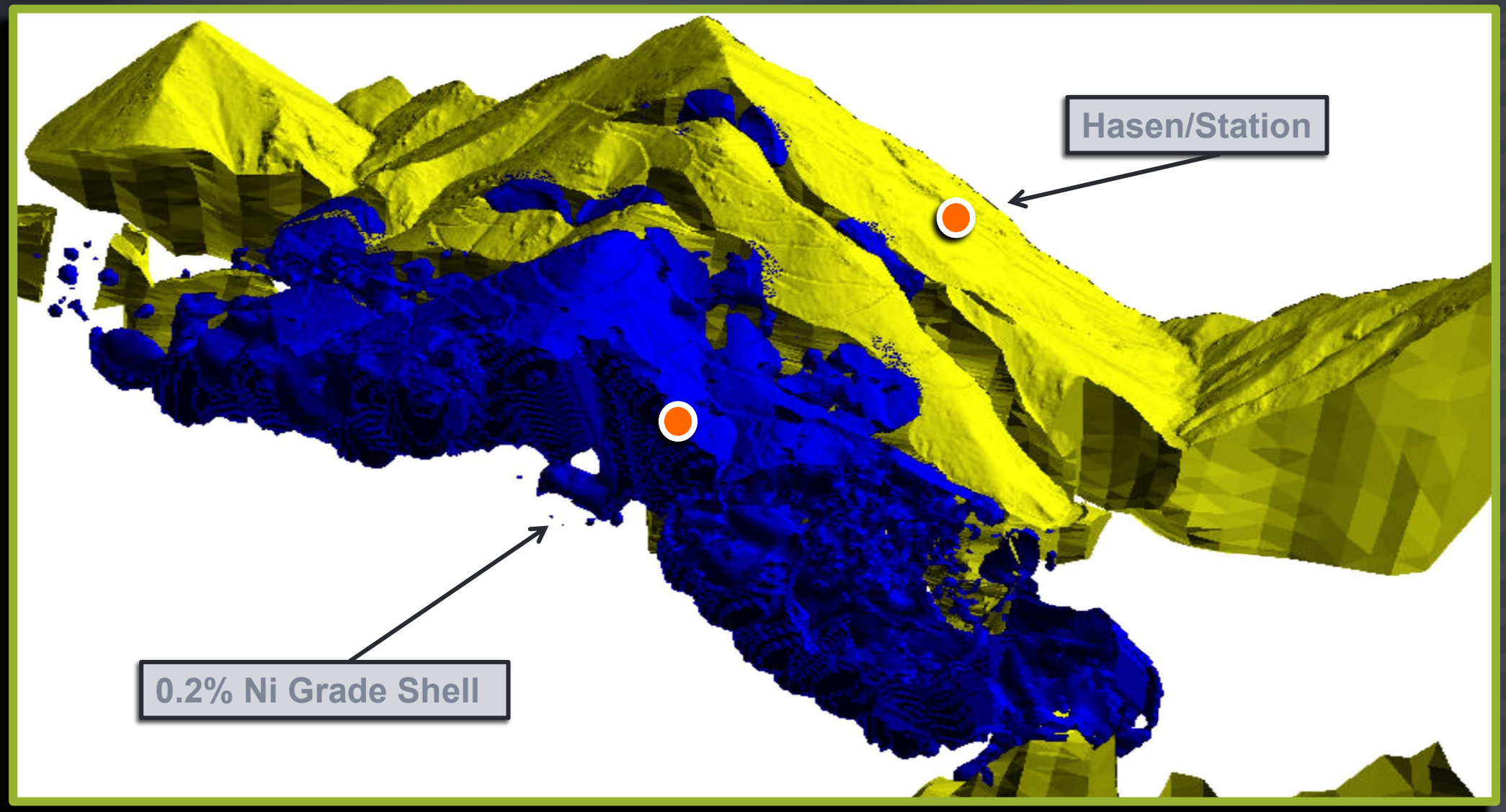

(Looking Northwest)

Copper Model 0.2% Grade Shell

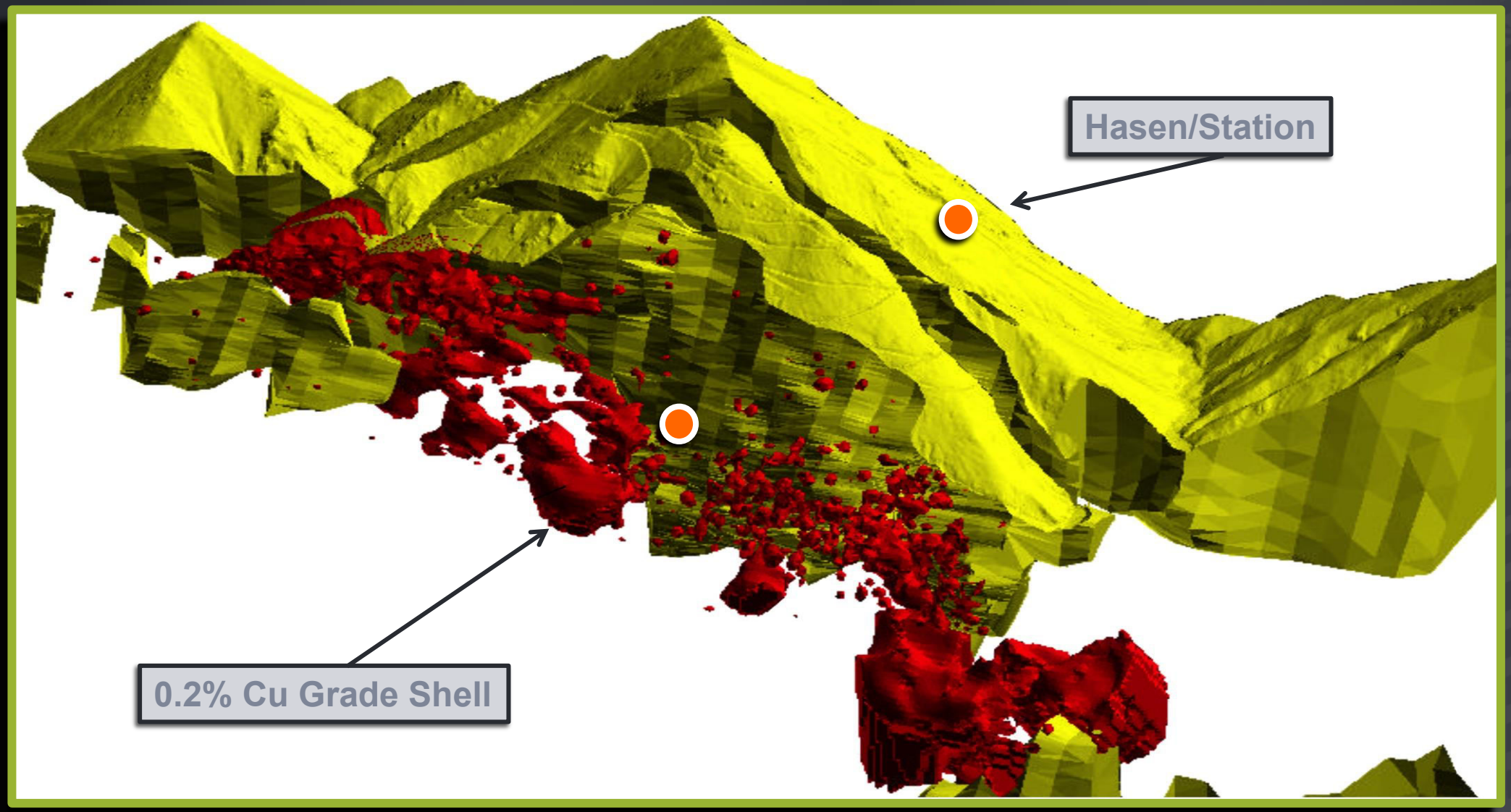

(Looking Northwest)

Wellgreen Expansion Potential

District Scale Potential 100% Controlled by Wellgreen Platinum

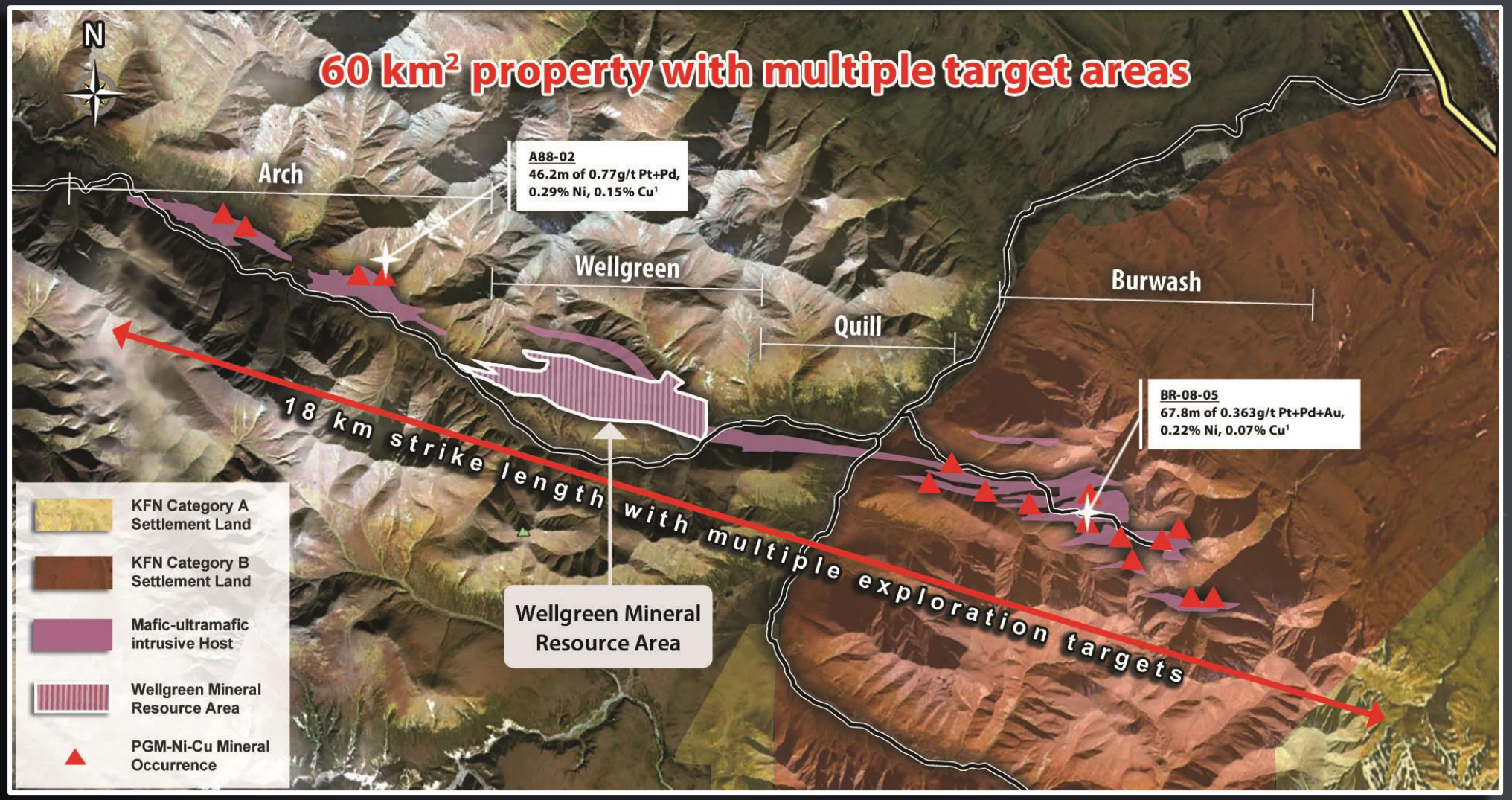

Wellgreen mineral resource outline is based on the 2012 Wellgreen PEA. The production profile from the 2012 Wellgreen PEA reflects metals produced over the life of the mine and using a 0.2% NiEq cutoff and the following metal recoveries: 67.6% for Ni, 87.8% for Cu, 64.4% for Co, 46% for Pt, 72.9% for Pd, and 58.9% for Au. See slide 2 for details of A88-02 and BR 08-05 sources. Readers should note that the 2012 Wellgreen PEA is preliminary in nature, in that it includes Inferred Mineral Resources that are considered too speculative geologically to have economic considerations applied to them that would enable them to be categorized as Mineral Reserves, and there is no certainty that the 2012 Wellgreen PEA will be realized. A Mineral Reserve has not been estimated for the project as part of the 2012 Wellgreen PEA. A Mineral Reserve is the economically mineable part of a Measured or Indicated Mineral Resource demonstrated by at least a prefeasibility study.

Excellent Access & Transportation Infrastructure

Low annual precipitation of 30 cm (12") per year

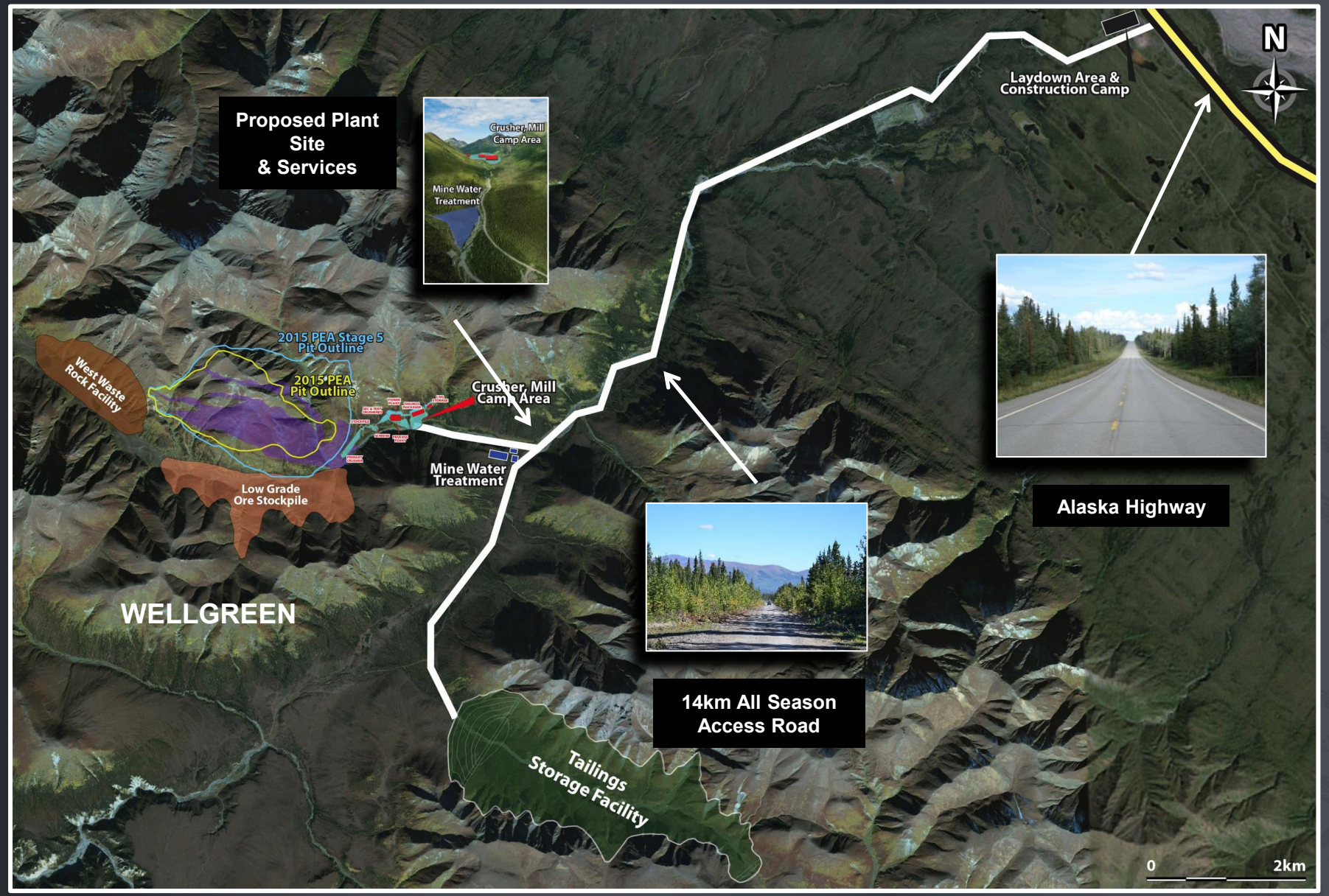

Pt/Pd Supply as % of Primary Production

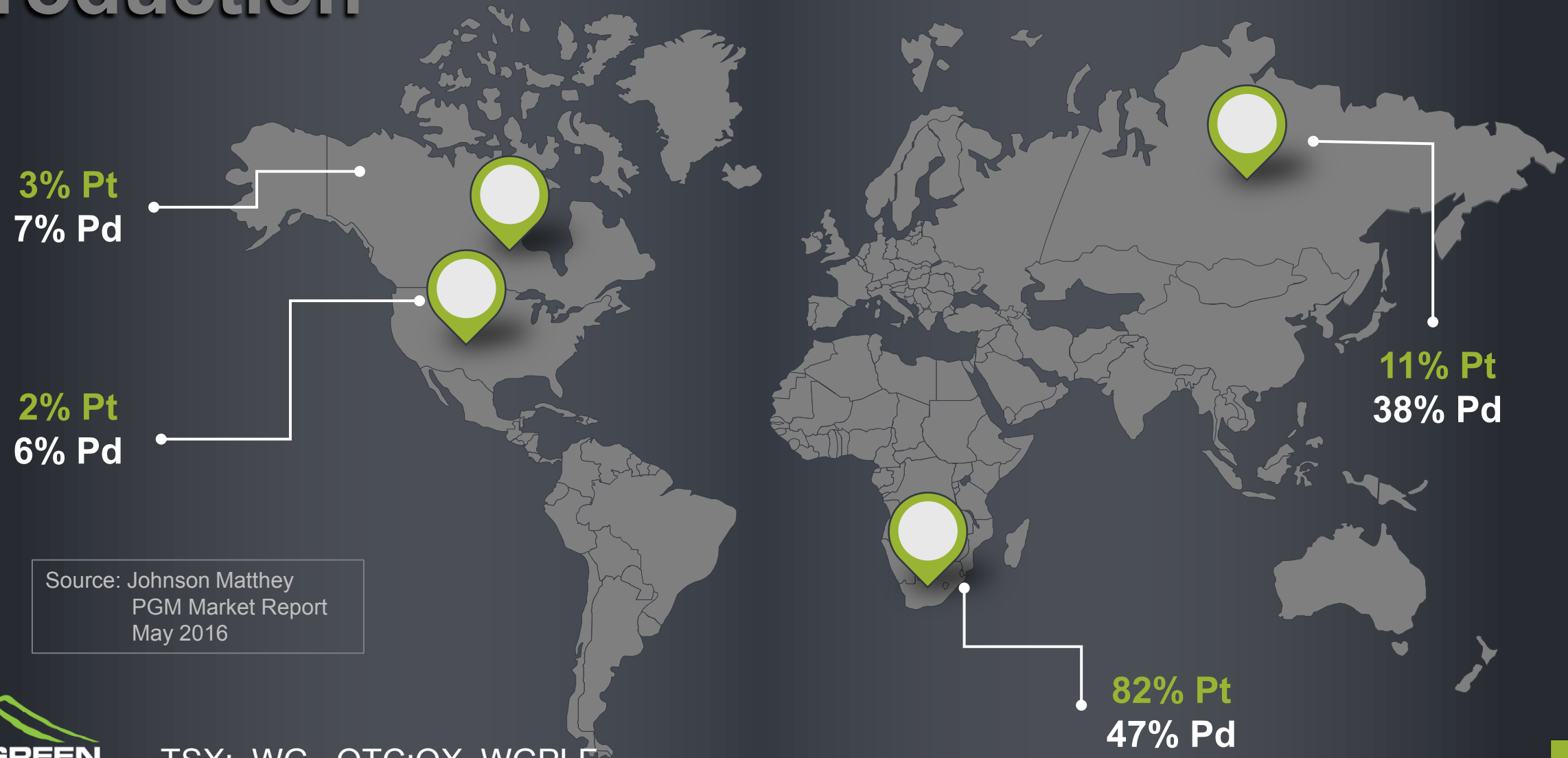

Source: Johnson Matthey
PGM Market Report
May 2016

WELLGREEN PLATINUM

TSX: WG OTC:QX WGPLF

Phase 1 Metallurgical Results

Peridotite	Practical Entitlement vs. Concentrate Recoveries					
	Copper (Cu) %	Nickel (Ni) %	Platinum (Pt) %	Palladium (Pd) %	Gold (Au) %	PGE's (PGM + Au) %
Practical Entitlement (maximum)	95	73-76%	n/a	n/a	n/a	70
2017 Results: @ 12% CuNi concentrate	**73**	**59**	**54**	**59**	**79**	**58**
2015 PEA: @ 10% CuNi concentrate	66	68	58	58	59	58

Phase 1 Metallurgical Results

Clinopyroxenite	Practical Entitlement vs. Concentrate Recoveries					
	Copper (Cu) %	Nickel (Ni) %	Platinum (Pt) %	Palladium (Pd) %	Gold (Au) %	PGE's (PGM + Au) %
Practical Entitlement (maximum)	95	79-83%	n/a	n/a	n/a	70
2017 Results: @ 14% CuNi concentrate	**93**	**71**	**59**	**80**	**86**	**71**
2015 PEA: @ 10% CuNi concentrate	88	75	59	73	66	66

2016-2017 Activities

TSX: WG OTC:QX WGPLF

WELLGREEN PLATINUM

2016

- Advanced Metallurgy
- Updated Geologic Model from prior Drilling
- New Resource Estimate
- Mine Planning

COMPLETED ✔

Desktop Study

- Optimization Studies
- Through Put Rates
- Shipping Routes
- Smelter Studies
- Capex / Opex

COMPLETED ✔

2017 - 0218

- Phase 2 Met Program
- Ni - Cu Separation
- Infill Drilling
- Further Refine Mine Planning Options
- Baseline - Environmental

ON - GOING

De-Risking the Wellgreen Project

A logical, methodical process to determine the nature of the ore body and economics for developing the project. At each stage of confirmation we will assess the next steps.

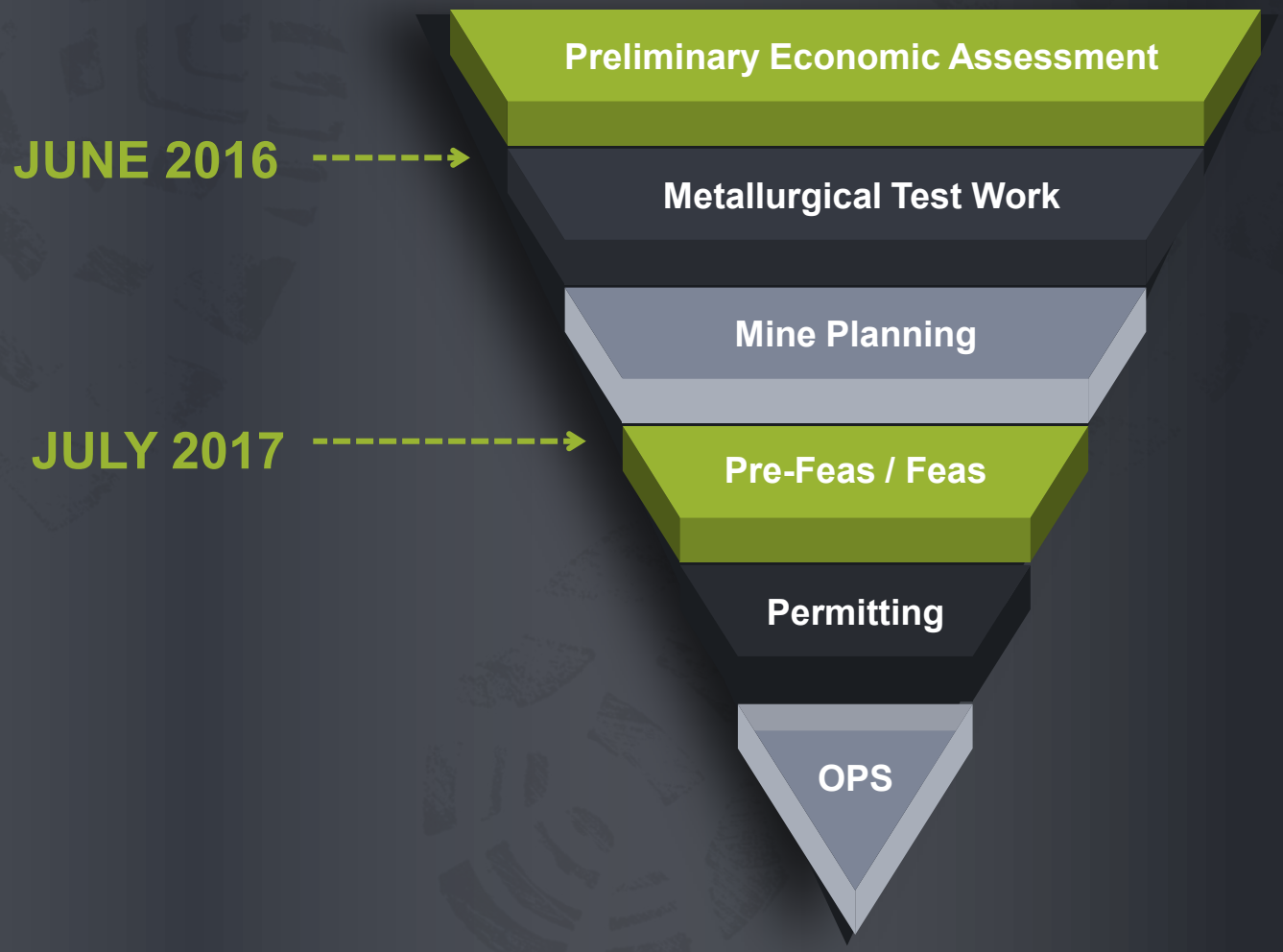

Key Catalysts

- Permitting, First Nations
- Detailed Engineering

- Economic Modeling
- Desktop Studies
- Mine Planning
- Capex, Opex
- Pre-Feas / Feas

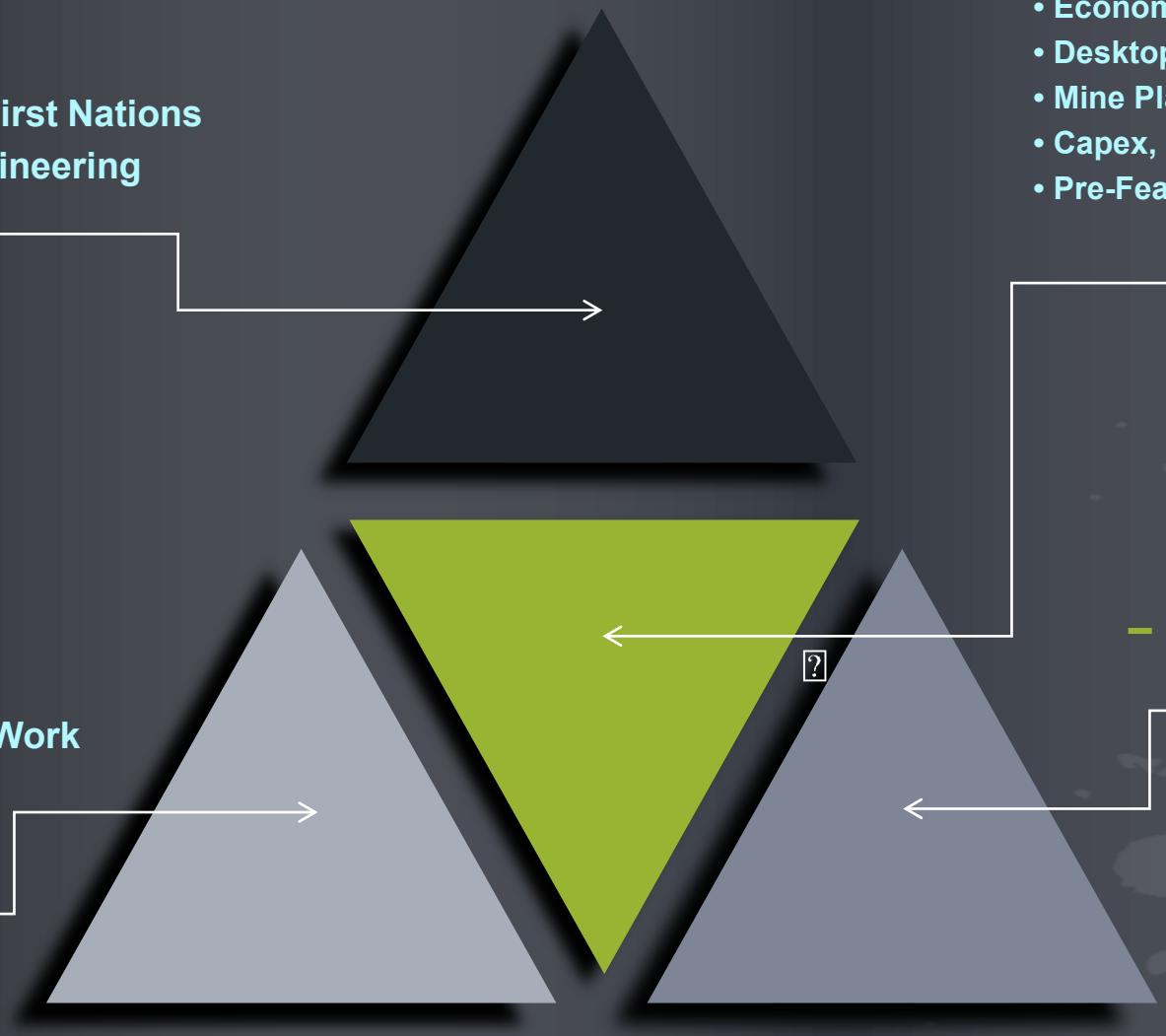

- Metallurgical Test Work
- Concentrating Marketing Studies

- Update Geologic Model
- Baseline Studies
- Infill Drilling

2017

2016

TSX: WG OTC:QX WGPLF

Path to Success

RIGHT TEAM

WORLD CLASS ASSET

STRONG FINANCIAL SUPPORT

PROJECT DEVELOPMENT

SHAREHOLDER VALUE



WELLGREEN PLATINUM

TSX: WG OTC:QX WGPLF

Market Capitalization



Share Structure (May 11, 2017)	
Shares outstanding	202,773,548
Options	659,000 average exercise price of C$1.15
Stock Appreciation Rights (SARs)	8,472,185 average exercise price of C$0.40
Deferred Share Units (DSUs)	74,137
Warrants	91,646,264 average exercise price of C$0.32
Fully Diluted Shares*	295,152,949
Cash and short-term investments**	C$7.4 million
Debt	Nil

WELLGREEN PLATINUM

TSX: WG OTC:QX WGPLF

* Excludes SARs

** Cash + Cash Equivalents + Short-Term Investments



WELLGREEN PLATINUM

THANK YOU

WELLGREEN PLATINUM

TSX: WG OTC:QX WGPLF