WELLGREEN PLATINUM

TSX: WG | OTCQX: WGPLF

CORPORATE PRESENTATION



September 2017

CAUTIONARY STATEMENTS

The information contained in this presentation ("Presentation") has been prepared by Wellgreen Platinum Ltd. (the "Company") and is being communicated for general background informational purposes only. Except as required by applicable law, the Presentation has not been independently verified and the information contained within is subject to updating, completion, revision, verification and ongoing amendment. Except with respect to statements expressly verified by "Qualified Persons" (as such term is defined in the Canadian Securities Administrators' National Instrument 43-101 – Standards of Disclosure for Mineral Projects ("NI 43-101")), neither the Company, nor its shareholders, directors, officers, agents, employees, or advisors give, has given or has authority to give, any representations or warranties (express or implied) as to, or in relation to, the accuracy, reliability or completeness of the information in this Presentation, or any revision thereof, or of any other written or oral information made or to be made available to any interested party or its advisers (all such information being referred to as "Information") and liability therefore is expressly disclaimed. Neither the communication of this Presentation nor any part of its contents is to be taken as any form of commitment on the part of the Company to proceed with any transaction. This Presentation does not constitute, or form part of, any offer or invitation to sell or issue, or any solicitation of any offer to subscribe for or purchase any securities in the Company, nor shall it, or the fact of its communication, form the basis of, or be relied upon in connection with, or act as any inducement to enter into, any contract or commitment whatsoever with respect to such securities. In furnishing this Presentation, the Company does not undertake or agree to any obligation to provide the attendee with access to any additional information or to update this Presentation or to correct any inaccuracies in, or omissions from, this Presentation that may become apparent either during, or at any time after this Presentation.

Certain statements contained herein constitute "forward-looking information." Forward-looking information look into the future and can be identified by words such as "plans," "intends," anticipates," "should," "estimates," "expects," "believes," "indicates," "targeting," "suggests," "potential," and similar expressions. Statements involving forward-looking information are based on current expectations and entail various risks and uncertainties. Actual results may vary from the forward–looking information and materially differ from expectations, if known and unknown risks or uncertainties affect our business, or if our estimates or assumptions prove inaccurate. Investors are advised to review the Company's Annual Information Form filed at www.sedar.com for a detailed discussion of investment risks.

Unless otherwise indicated, Wellgreen Platinum Ltd. has prepared the scientific and technical information in this Presentation (collectively, the "Technical Information") based on information contained in (i) the Company's current technical report, entitled, "2017 Mineral Resource Estimate On The Wellgreen Ni-Cu-PGM Project, Yukon Canada", dated effective June 26, 2017 (the "Resource Estimate") and prepared by John Marek, P. Geo., Independent Mining Consultants Inc., Lyn Jones, P. Eng., AGP Mining Consultants Inc., Gordon Zurowski, P. Eng., AGP Mining Consultants Inc., and Heida Mani,. MSc., MBA, GEMS, all of whom are independent Qualified Persons in accordance with NI 43-101, and (ii) the Company's news release dated March 1, 2017 ["Wellgreen Platinum Announces Results of Metallurgical Testwork"] (collectively, the "Disclosure Documents"). The Disclosure Documents are available under the Company's profile on SEDAR at www.sedar.com. For readers to fully understand the information in this Presentation, they should read the Disclosure Documents in their entirety, including all qualifications, assumptions and exclusions that relate to the information set out in this Presentation that qualifies the Technical Information. Readers are advised that Mineral Resources are not Mineral Reserves because they do not have demonstrated economic viability. The Disclosure Documents are each intended to be read as a whole, and sections should not be read or relied upon out of context. The Technical Information is subject to the assumptions and qualifications contained in the Disclosure Documents.

The Company has included in this Presentation certain non-GAAP measures, such as costs of Pt Eq. per ounce. The non-GAAP measures do not have any standardized meaning within Canadian GAAP and therefore may not be comparable to similar measures presented by other companies. The Company believes that these measures provide additional information that is useful in evaluating the Company. The data presented is intended to provide additional information and should not be considered in isolation or as a substitute for measures of performance prepared in accordance with Canadian GAAP.

Certain information contained in this Presentation with respect to other companies and their business and operation has been obtained or quoted from publicly available sources, such as continuous disclosure documents, independent publications, media articles, third party websites (collectively, the "Publications"). In certain cases, these sources make no representations as to the reliability of the information they publish. Further, the analyses and opinions reflected in these Publications are subject to a series of assumptions about future events. There are a number of factors that can cause the results to differ materially from those described in these publications. None of the Company or its representatives independently verified the accuracy or completeness of the information contained in the Publications or assume any responsibility for the completeness or accuracy of the information derived from these Publications.

Quality Assurance, Quality Control: The Technical Information disclosed in this Presentation has been reviewed and approved by James Berry, the Company's Chief Geologist and a Qualified Person as defined under NI 43-101. Please see the Resource Estimate (which is available under the Company's SEDAR profile at www.sedar.com) for a description of data verification and quality assurance and quality control procedures.

Cautionary Note to United States Investors: This Presentation uses the terms "Measured", "Indicated" and "Inferred" Resources. United States investors are advised that while such terms are recognized and required by Canadian regulations, the United States Securities and Exchange Commission does not recognize them. "Inferred Mineral Resources" have a great amount of uncertainty as to their existence, and as to their economic and legal feasibility. It cannot be assumed that all or any part of an Inferred Mineral Resource will ever be upgraded to a higher category. United States investors are cautioned not to assume that all or any part of Measured or Indicated Mineral Resources will ever be converted into Mineral Reserves. United States investors are also cautioned not to assume that all or any part of an Inferred Mineral Resource exists, or is economically mineable.

All figures are expressed in US dollars unless otherwise noted.

INTRODUCING WELLGREEN

WELLGREEN OFFERS A UNIQUE OPPORTUNITY THAT SEPARATES US FROM OUR PEERS.



A WORLD-CLASS ASSET

- Large nickel-copper sulphide and PGM deposit
- Well positioned project for the “urbanization commodities” trend
- Over 2 BBlbs nickel, 6 MMoz PGM’s+Au, and 1 BBlbs copper (M&I resources)

THE YUKON ADVANTAGE

- Strong stakeholder support
- Exceptional access to infrastructure

SHAREHOLDER SUPPORT

- Large, strategic institutional shareholders
- 51% of shares held by four key institutions

MANAGEMENT TEAM

- New management team assembled in 2016 and 2017
- Management has a successful track record of project development and value creation
- Over last year, technical team re-analyzed full deposit

WG LISTED ON TMX Toronto Stock Exchange

A WORLD-CLASS ASSET

POLYMETALLIC DEPOSIT WITH SIGNIFICANT PLATINUM GROUP METALS

LARGE NICKEL SULPHIDE & POLYMETALLIC DEPOSIT

- Nickel sulphide deposits account for approximately 25-30% of worldwide nickel production versus laterites
- Significant copper and PGMs will improve economics of concentrate
- Rock sequence similar to PGM deposits, yet open pit and ~ 1:1 Pt:Pd ratio
- Over 90% of PGM production comes from Russia and Africa**

Comparison of Northern Hemisphere Nickel Sulphide Projects*

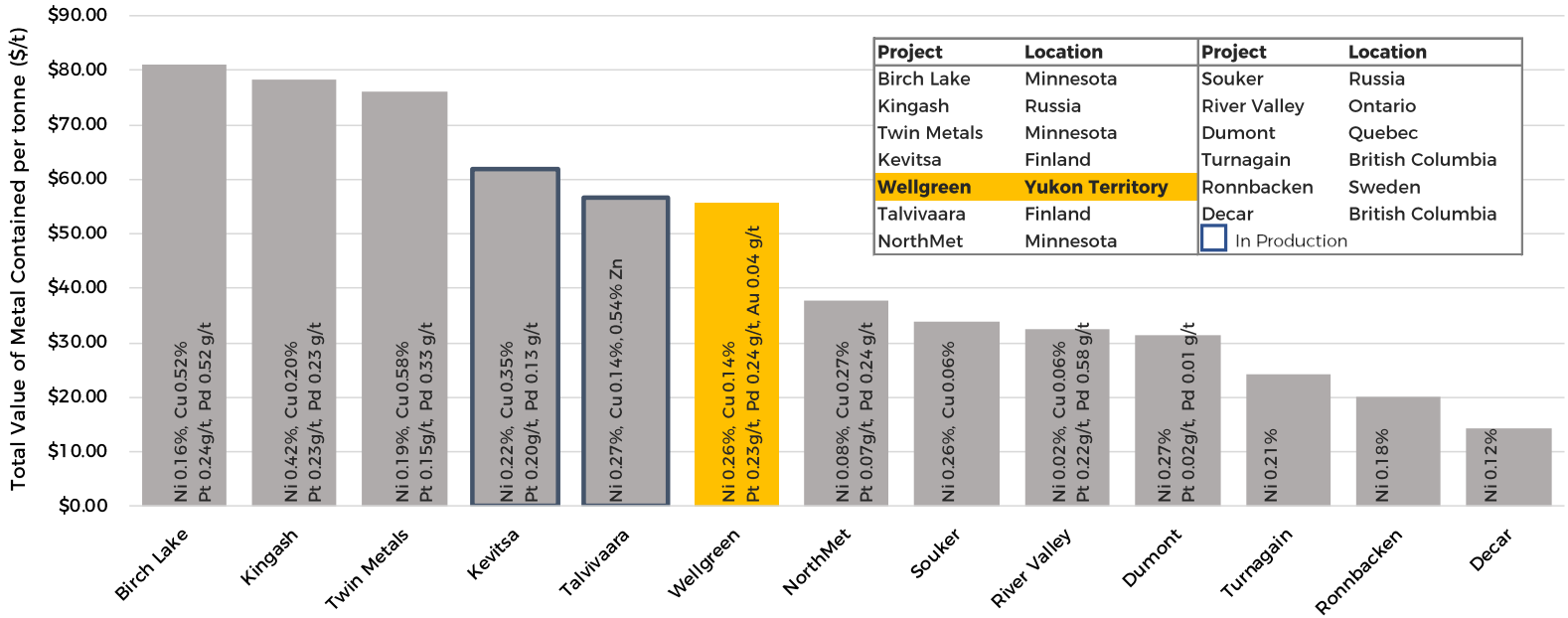

Project	Location	Project	Location
Birch Lake	Minnesota	Souker	Russia
Kingash	Russia	River Valley	Ontario
Twin Metals	Minnesota	Dumont	Quebec
Kevitsa	Finland	Turnagain	British Columbia
Wellgreen	**Yukon Territory**	Ronnbacken	Sweden
Talvivaara	Finland	Decar	British Columbia
NorthMet	Minnesota	☐ In Production	

Platinum Production

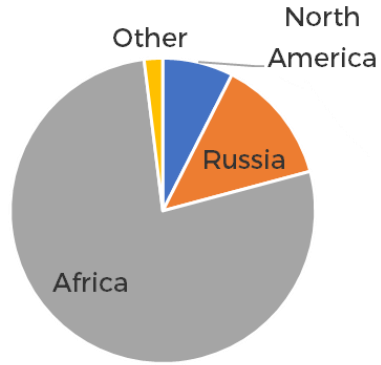

Palladium Production

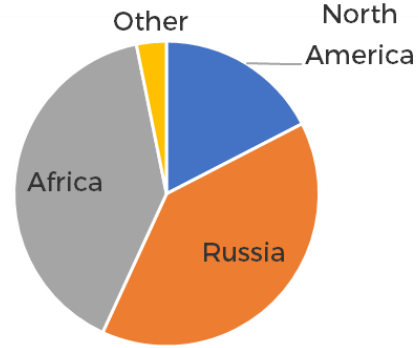

* Total Contained Metal Value per tonne is a calculation of M&I resource ounces (pounds) multiplied by metal price assumptions divided by M&I resource tonnages. It does not incorporate recoveries or payables. We are using spot metal price assumptions of $5.20/lb nickel, $3.00/lb copper, $1,000/oz platinum, and $930/oz palladium.

** Source: Data provided by USGS PGM Mineral Commodity Summaries, (Jan. '17)

A WORLD-CLASS ASSET

HIGHLY LEVERED TO THE URBANIZATION COMMODITIES INVESTMENT TREND

NICKEL & COPPER

- Nickel market is seeing strength as stockpiles decline on continued growth of stainless steel market
- Technology shift to electric vehicles and energy storage is driving new demand for Li-ion batteries (over 80% nickel)
- Nickel sulphide projects, while generally known to produce higher grade concentrates, are in decline

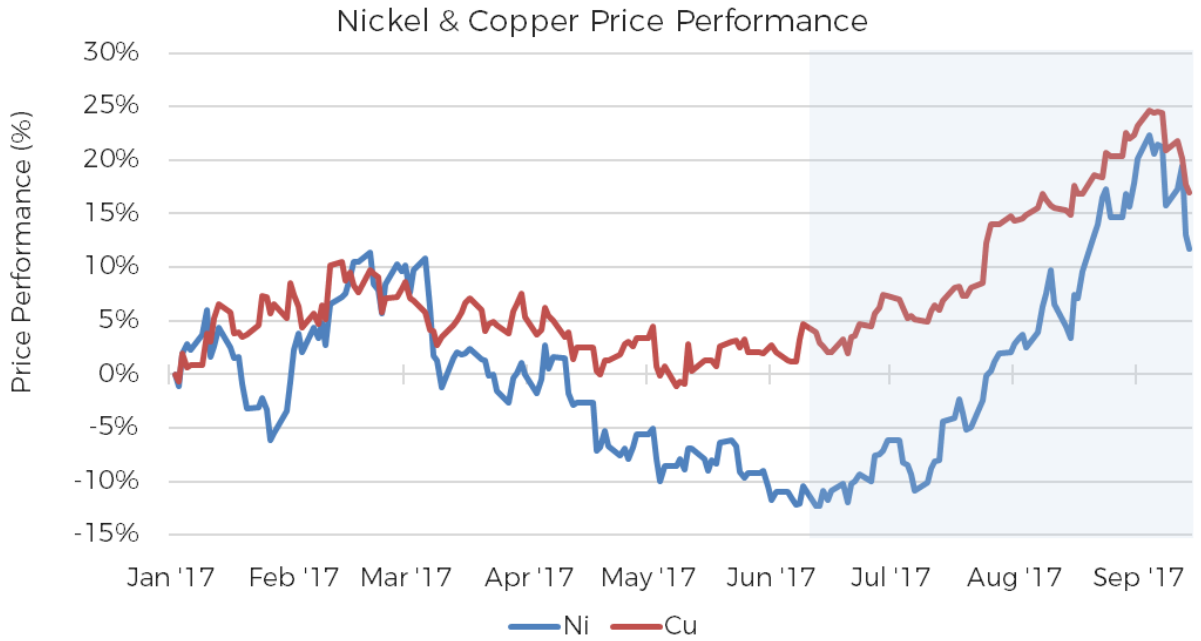

Sources: S&P Global Market Intelligence, USGS Nickel Commodity Summary (Jan. 17), Nickel Institute

PLATINUM & PALLADIUM

- Platinum demand is split between autocatalysts (39%) for diesel engines, jewelry (35%), industrial (16%), and investment as a precious metal
- The majority of Palladium demand (80%+) is as an autocatalyst
- Autocatalyst demand rising in BRIC countries in effort to improve emission standards

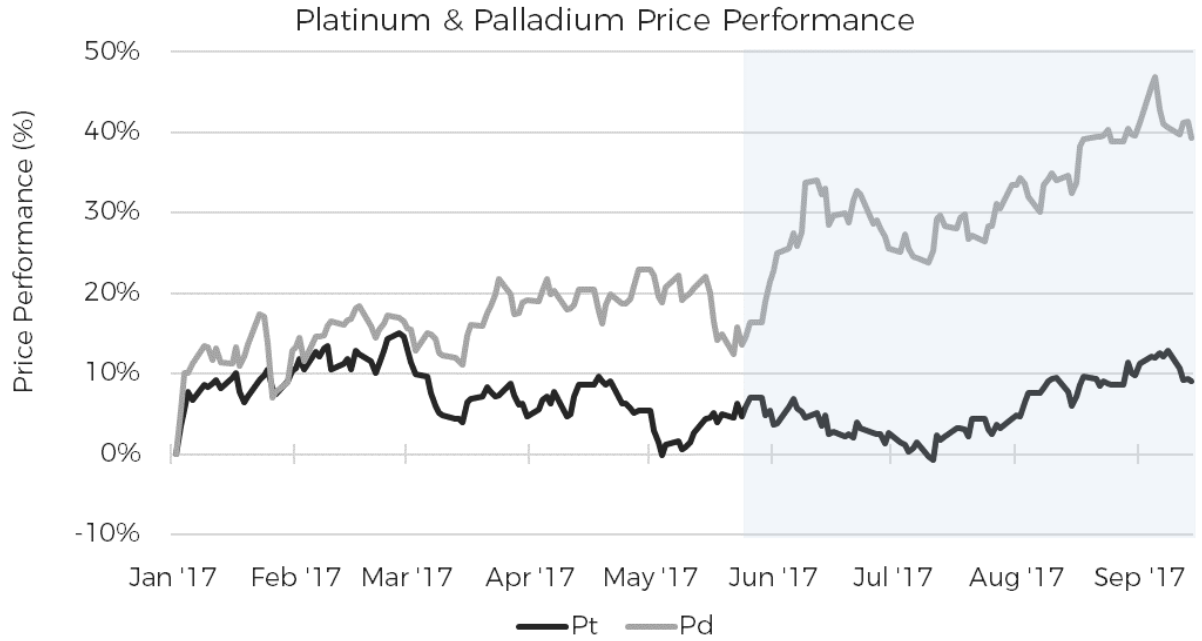

Sources: S&P Global Market Intelligence, Johnson Matthey

THE WELLGREEN PROJECT LOOKING NORTHWEST



THE WELLGREEN PROJECT

ILLUSTRATION OF MINERALIZATION ON PROJECT AREA



THE WELLGREEN PROJECT

PROJECT ACCESSIBLE BY ROAD FROM ALASKA HIGHWAY

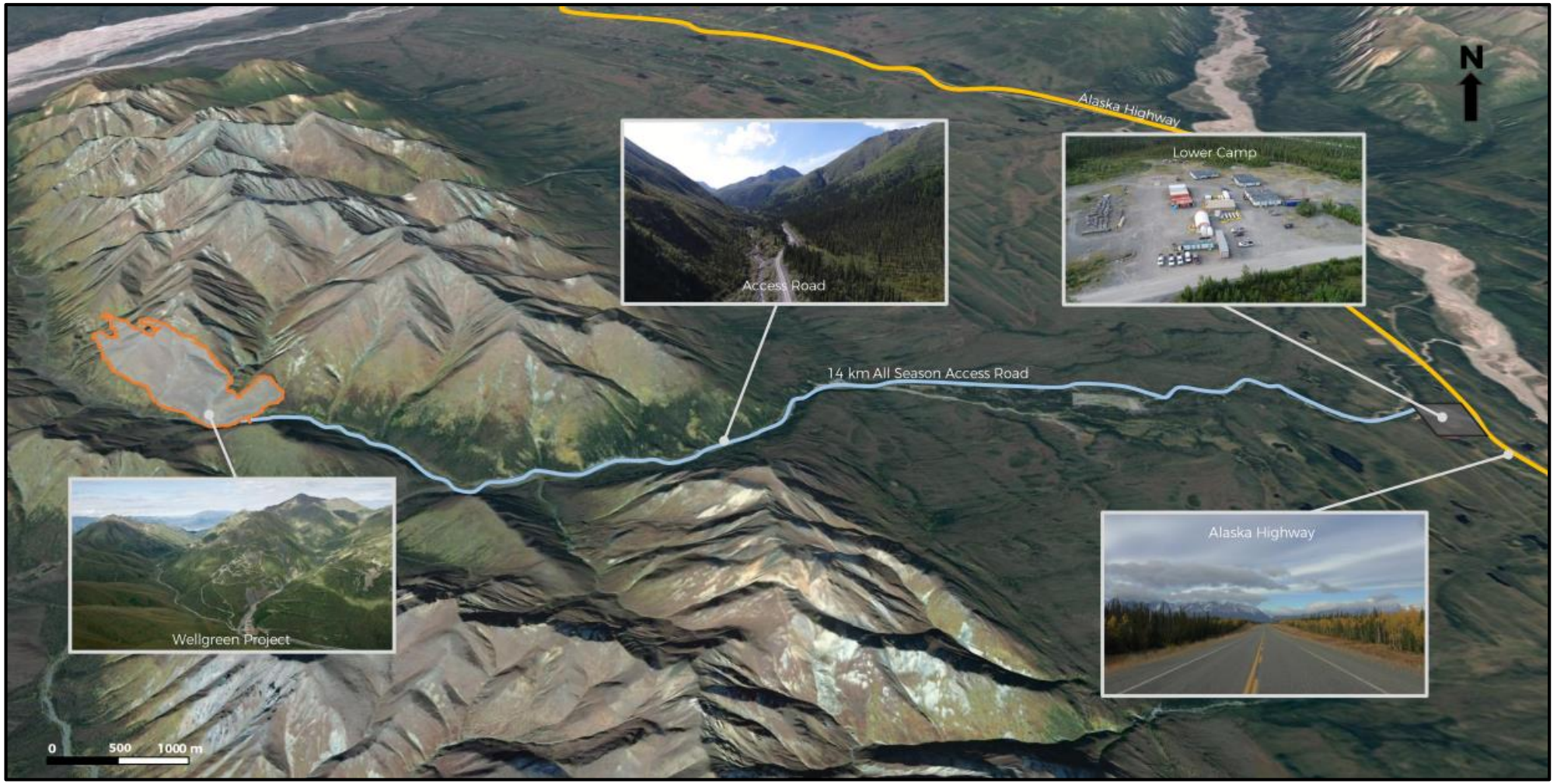

IN A WORLD-CLASS DISTRICT

OPERATING IN ONE OF THE BEST MINING DISTRICTS IN THE WORLD

EXCEPTIONAL ACCESS TO INFRASTRUCTURE

- Located three hours west of Whitehorse via paved Alaska Highway
- Wellgreen deposit is located 14 km southwest of highway via an all-weather road
- Highway access to year-round, deep sea shipping ports (Haines & Skagway, Alaska)
- Shipping ports and proximity to Whitehorse provides access to LNG for power generation

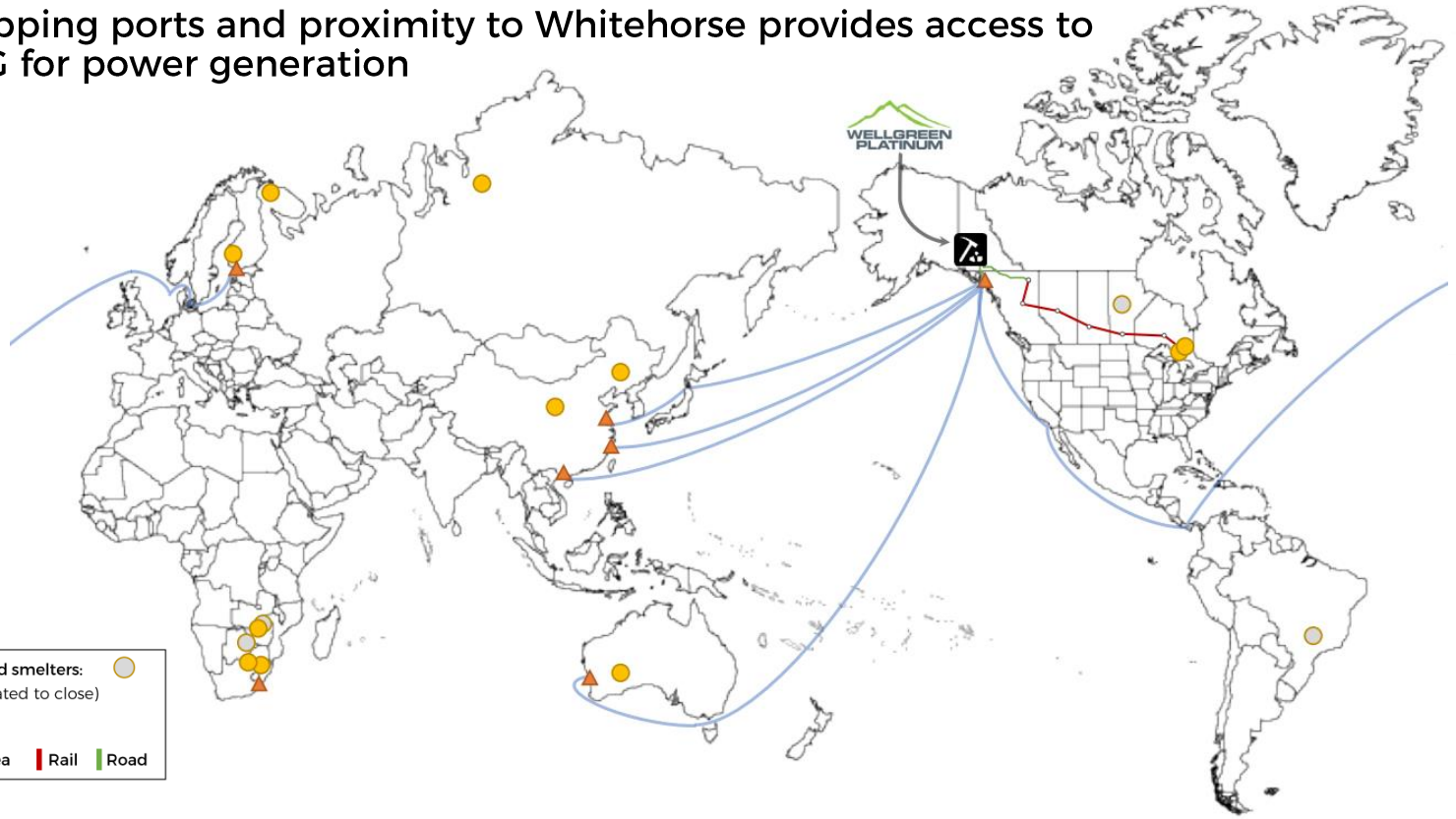



IN A WORLD-CLASS DISTRICT

OPERATING IN ONE OF THE BEST MINING DISTRICTS IN THE WORLD

THE YUKON ADVANTAGE

- Yukon rated in global top 15 for Mining Investment Attractiveness by Fraser Institute *(Fraser Institute Annual Survey of Mining Companies 2016)*
- Yukon Government supportive of mining through Mineral Exploration Program promotion and Fuel Tax exemption

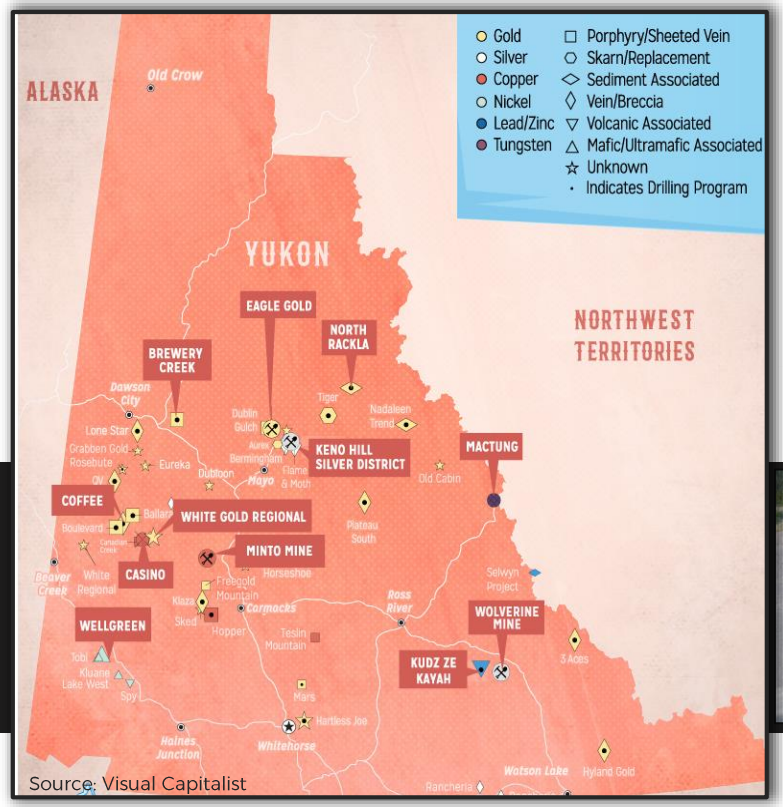

Source: Visual Capitalist

- Yukon has seen growing investment from major gold producers including Goldcorp, Agnico-Eagle, Barrick, and Newmont
- Exploration spending in the Yukon has more than doubled over the last year

FIRST NATIONS SUPPORT

- Strong support of Kluane First Nation
- Working relationship with the Kluane Community Development Corp. for project infrastructure and workforce contracts
- Community involvement continues to be a priority







SHAREHOLDERS

WHEN IN DOUBT – FOLLOW THE SMART MONEY …

STRONG SHAREHOLDER BASE

- Shareholder base consists of key investments from supportive private capital institutions:(Electrum, RCF, and Drake)
- Tocqueville Gold Fund is newest institution to join our registry
- Strong support from long-term focused high net worth and private family investors

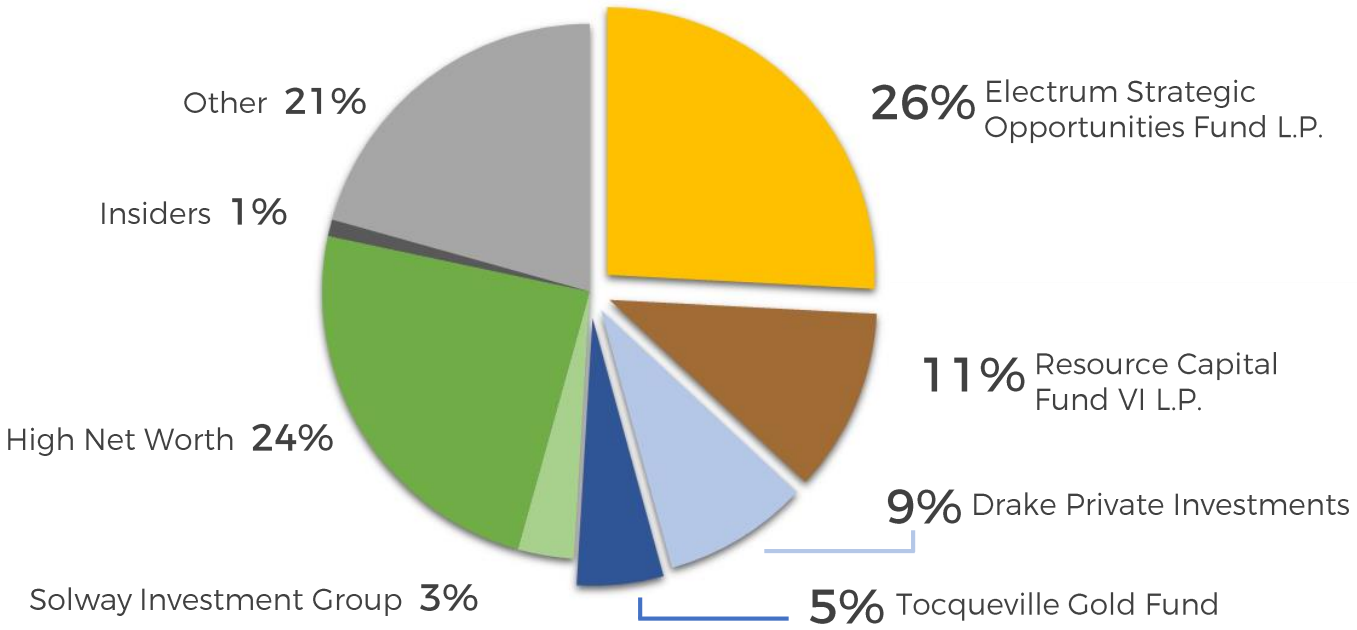



BOARD OF DIRECTORS

COVERING EVERY ASPECT OF THE INDUSTRY

Myron Manternach, B. Sc., MBA, Chairman
Executive VP, Finance at Lithium Americas Corp.

Over 20 years experience in corporate finance, mergers and acquisitions, and investment management with extensive experience in natural resources and emerging markets debt and equity. Formerly with JPMorgan Chase & Co. and Ambac Assurance Corp.



Michele S. Darling, Director
CEO, Michele Darling and Associates Inc.

Extensive global business experience with particular expertise in Human Resources Management and Corporate Governance. Formerly with Prudential Financial, CIBC, and Director at Osisko Mining Corp.



Mark Fields, P. Geo, B. Comm., Director
MC Fields Ventures, (RCF Appointee)

Over 30 years experience in the mineral exploration and development sector. Currently a Director for Discovery Harbour Resources. Formerly EVP of Pine Valley Coal, Rio Tinto Group.



Diane R. Garrett, Ph.D., Director
President & CEO, Wellgreen Platinum Ltd.

More than 20 years of senior management experience in natural resources industry. Formerly President and CEO of Romarco Minerals Inc., Dayton Mining Corporation, and US Global Investors.



Wayne Kirk, LL.B, Director
Director at Electrum Ltd., (Electrum Appointee)

Over 35 years experience as a corporate attorney, including nine years as VP General Counsel at Homestake Mining, Mr. Kirk is also currently a Director at Gabriel Resources and Sunshine Silver Mining (private). Formerly General Counsel at Homestake Mining.



Gillyeard “Gil” Leathley, Director
Director of NOVAGOLD, (Electrum Appointee)

Mr. Leathley has over 55 years of experience in the mining industry, ranging from Engineer to Chief Operating Officer and over 25 years experience overseeing development of several major operating mines. Formerly with NOVAGOLD and Homestake Mining.



Mike Sylvestre, P. Eng, M. Sc, Director
Regional Vice President, Kinross Africa

Over 30 years mining sector management, operations, technical, and project experience. Formerly with Claude Resources and Inco Ltd (including CEO of ValeInco New Caledonia and President ValeInco Manitoba Operations).



THE WELLGREEN TEAM

TRACK RECORD OF LARGE-SCALE PROJECT DISCOVERY, DEVELOPMENT, AND FINANCING

Diane R. Garrett
President & CEO

Corporate

- **Joe Romagnolo**
  Chief Financial Officer
- **Graeme Jennings**
  VP, Corp. Development

Technical

- **Heather White**
  Chief Operating Officer
  - **Metallurgy**
    XPS Testwork Services
  - **Engineering**
    AGP Mining Consultants
    Ausenco Engineering
- **James Berry**
  Chief Geologist
  - **Greg Ross**
    Sr. Project Geologist
  - **Steve Kramar**
    Project Geologist





TAKING THE ENGINE APART AND PUTTING IT BACK TOGETHER AGAIN

COMPANY WIDE CHANGES

- Reorganization started in June 2016
- New technical team analyzed Wellgreen deposit from bottom up
- Technical team has completely re-interpreted geologic model, updated resource, and outlined a new metallurgical study program towards the goal of maximizing economics of the project
- Environmental monitoring program was re-instated to support permitting

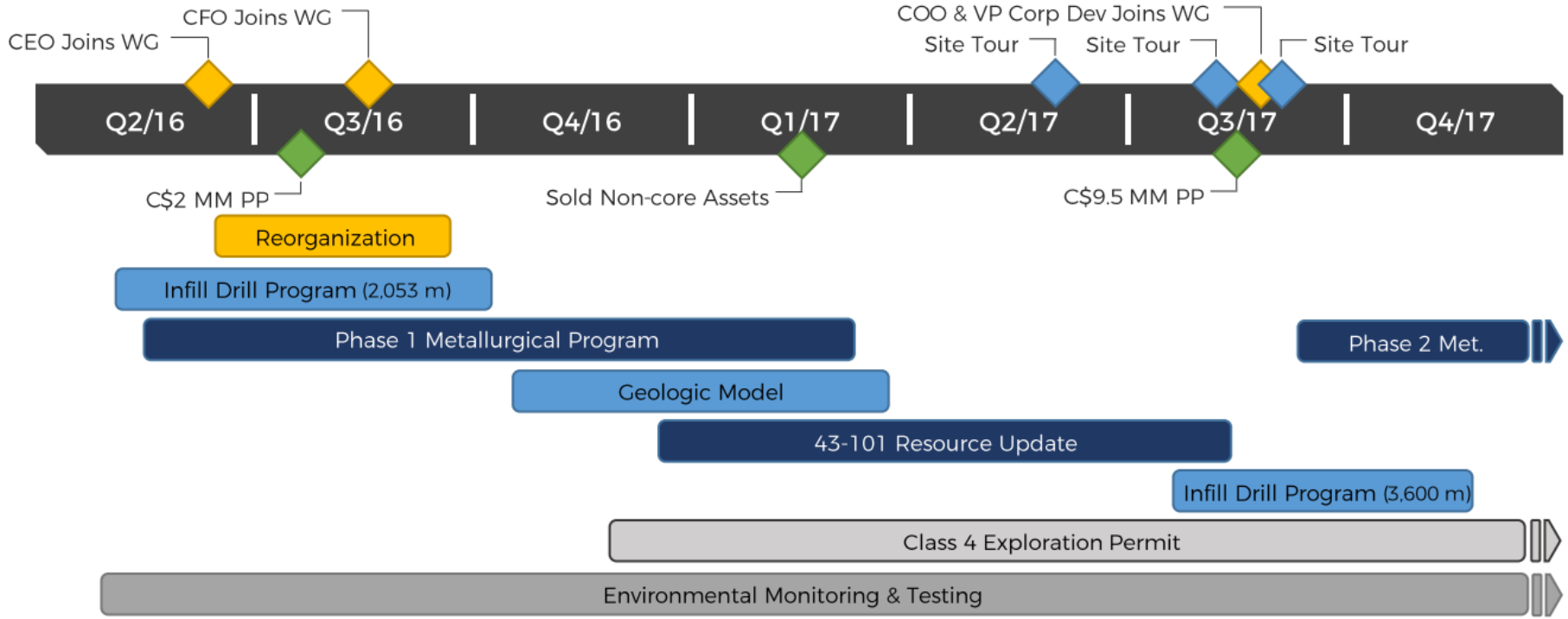

WELLGREEN PROJECT OVERVIEW

POTENTIAL TO BE ONE OF THE LARGEST NICKEL SULPHIDE AND PGM+AU PRODUCERS IN NORTH AMERICA



Nickel

2.1 BBlbs

0.26% Ni

PGM + Au

6.0 MMoz

0.23 g/t Pt, 0.24 g/t Pd, 0.04 g/t Au



Copper

1.1 BBlbs

0.14% Cu



Cobalt

121 MMlbs

150 ppm Co

Measured & Indicated Resources*

53%** **29%** **17%** **1%**

* Total Measured + Indicated Resource: 362.0 MMT containing 0.26% Ni, 0.14% Cu, 0.231 g/t Pt, 0.244 g/t Pd, and 0.04 g/t Au; Total Inferred Resource: 118.6 MMT containing 0.28% Ni, 0.12% Cu, 0.217 g/t Pt, 0.253 g/t Pd, and 0.032 g/t Au

** Value of metal contained per tonne of rock at spot prices

NICKEL MINERALIZATION IS PREVALENT THROUGHOUT SYSTEM

NICKEL MODEL 0.2% GRADE SHELL

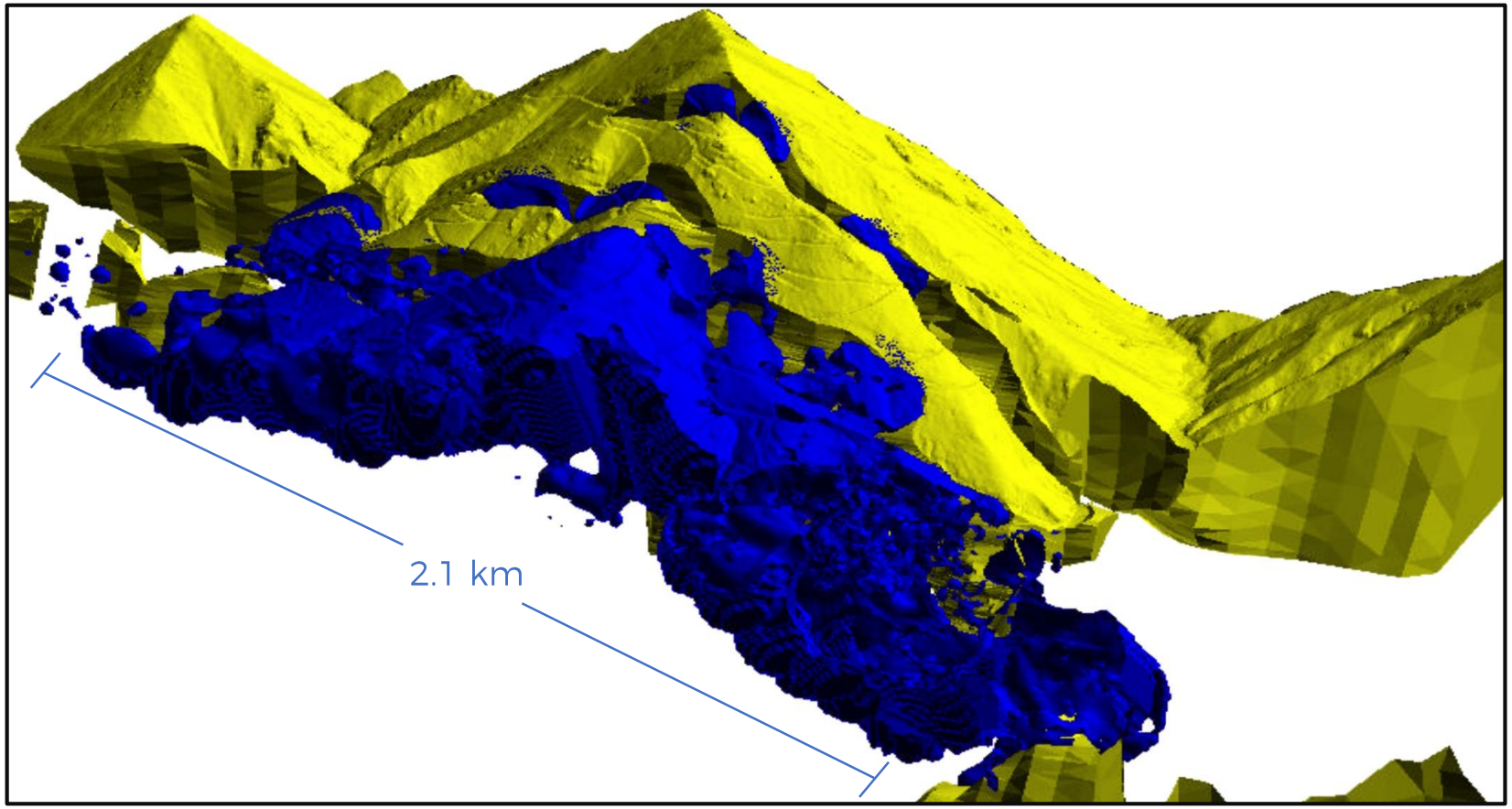

COPPER MINERALIZATION INCREASES TO THE SOUTHEAST

COPPER MODEL 0.2% GRADE SHELL

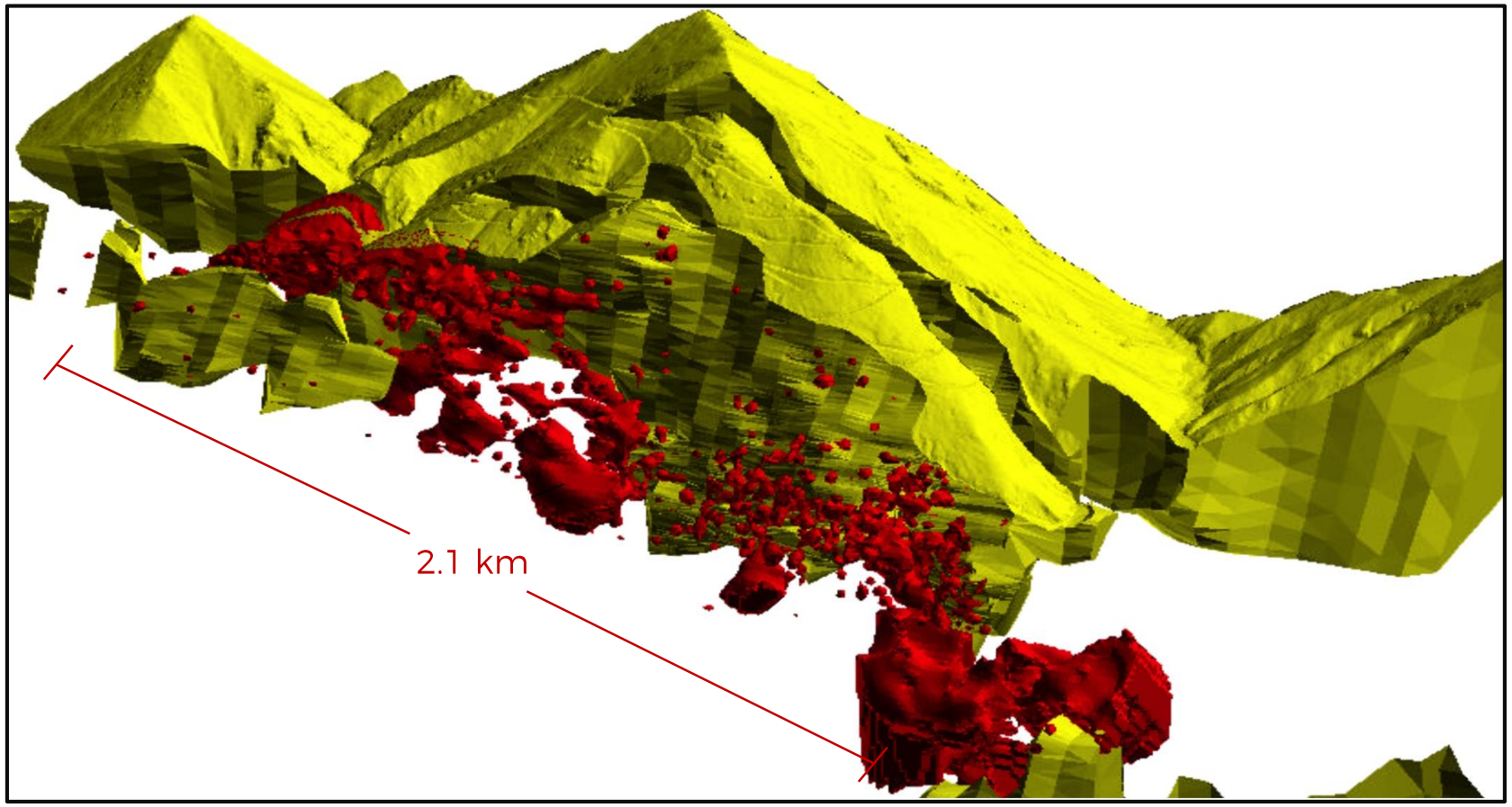

METALLURGICAL RESULTS

POSITIVE INITIAL MET RESULTS INDICATED OPPORTUNITIES FOR FURTHER IMPROVEMENT





PHASE 1 MET RESULTS

- Focused on producing single bulk NiCu-PGM concentrate from key domains: peridotite and clinopyroxenite
- Initial testing succeeded in producing a high quality, marketable 12% Ni+Cu bulk concentrate
- Confirmed deposit samples are amenable to concentration using conventional SAG mill/ball mill grinding, followed by flotation and magnetic separation
- Testing indicated potential to produce separate, marketable nickel and copper concentrates and/or a single higher grade (15%+) Ni+Cu bulk concentrate
- Phase 2 metallurgical testing commenced in Q3/17

Recoveries for Phase 1 Metallurgical Program

	Copper	Nickel	Platinum	Palladium	Gold	Pt+Pd+Au
	%	%	%	%	%	%
PERIDOTITE						
12% Ni+Cu bulk concentrate	73	59	54	59	79	58
CLINOPYROXENITE						
14% Ni+Cu bulk concentrate	93	71	59	80	86	71

NEXT STEPS

PROJECT ADVANCEMENT IS AN ITERATIVE PROCESS BASED ON PRIOR RESULTS





NEXT STEPS FOR WELLGREEN PROJECT

- 2017 drill program is currently conducting a 3,600 m infill and metallurgical diamond drill program
- Phase II Metallurgical Program
  - Bulk concentrate vs split concentrates (Ni, Cu)
- Technical report based on met results and flow sheet optimization
- Environmental monitoring towards permitting
- Exploration campaign on district targets

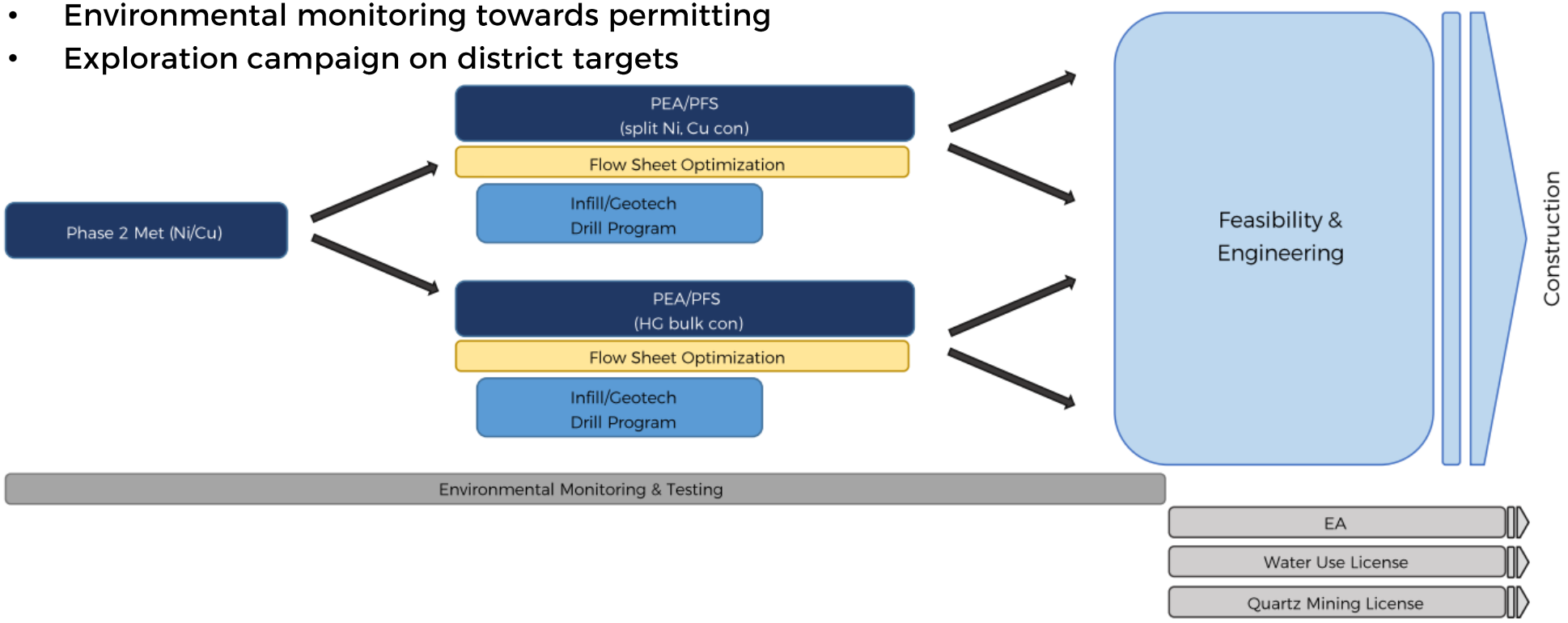

EXPLORATION UPSIDE

SIGNIFICANT HIGH PRIORITY DISTRICT TARGETS

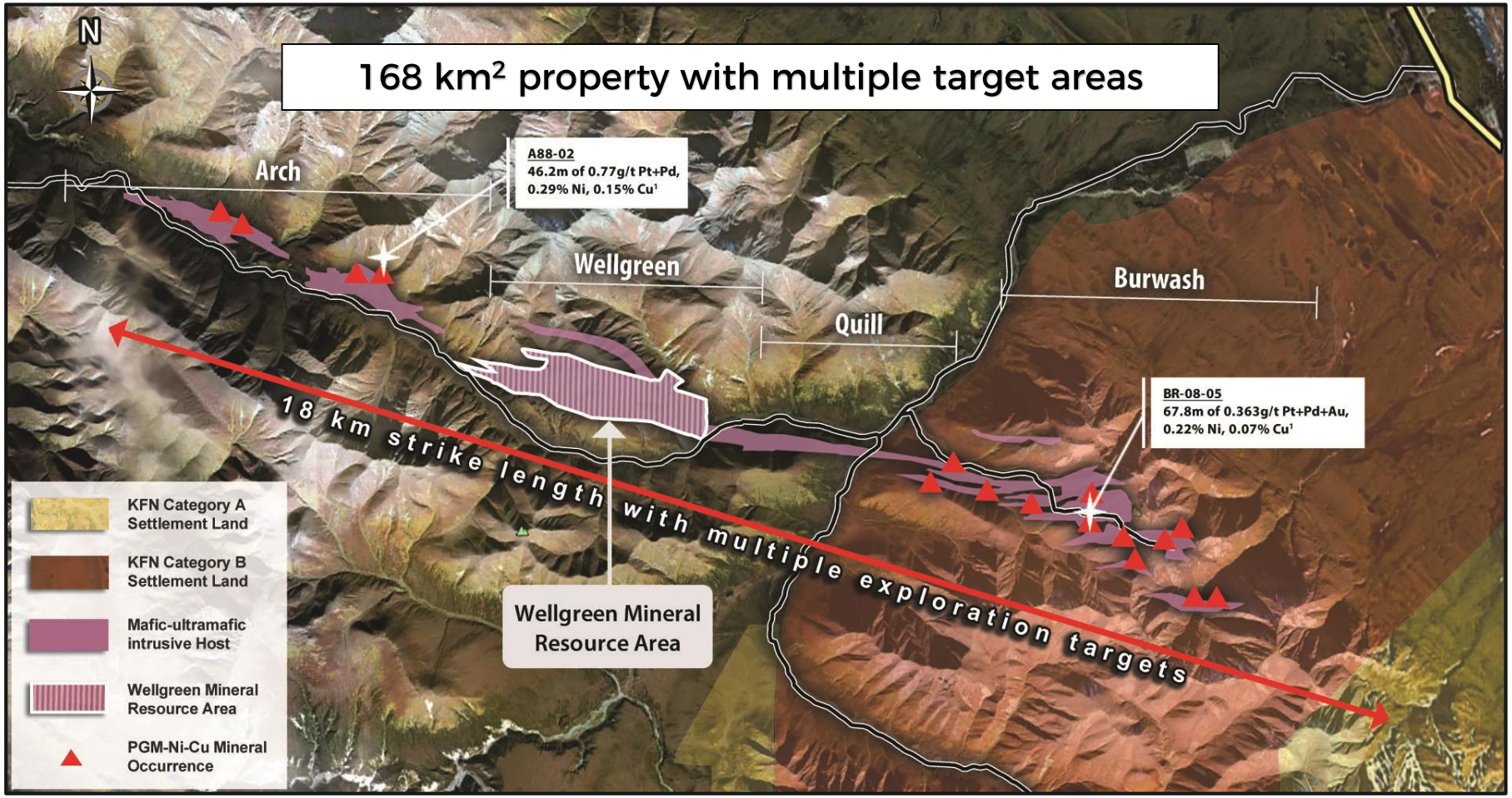

EXPLORATION UPSIDE

QUILL AND BURWASH LIGHT UP IN GEOPHYSICS

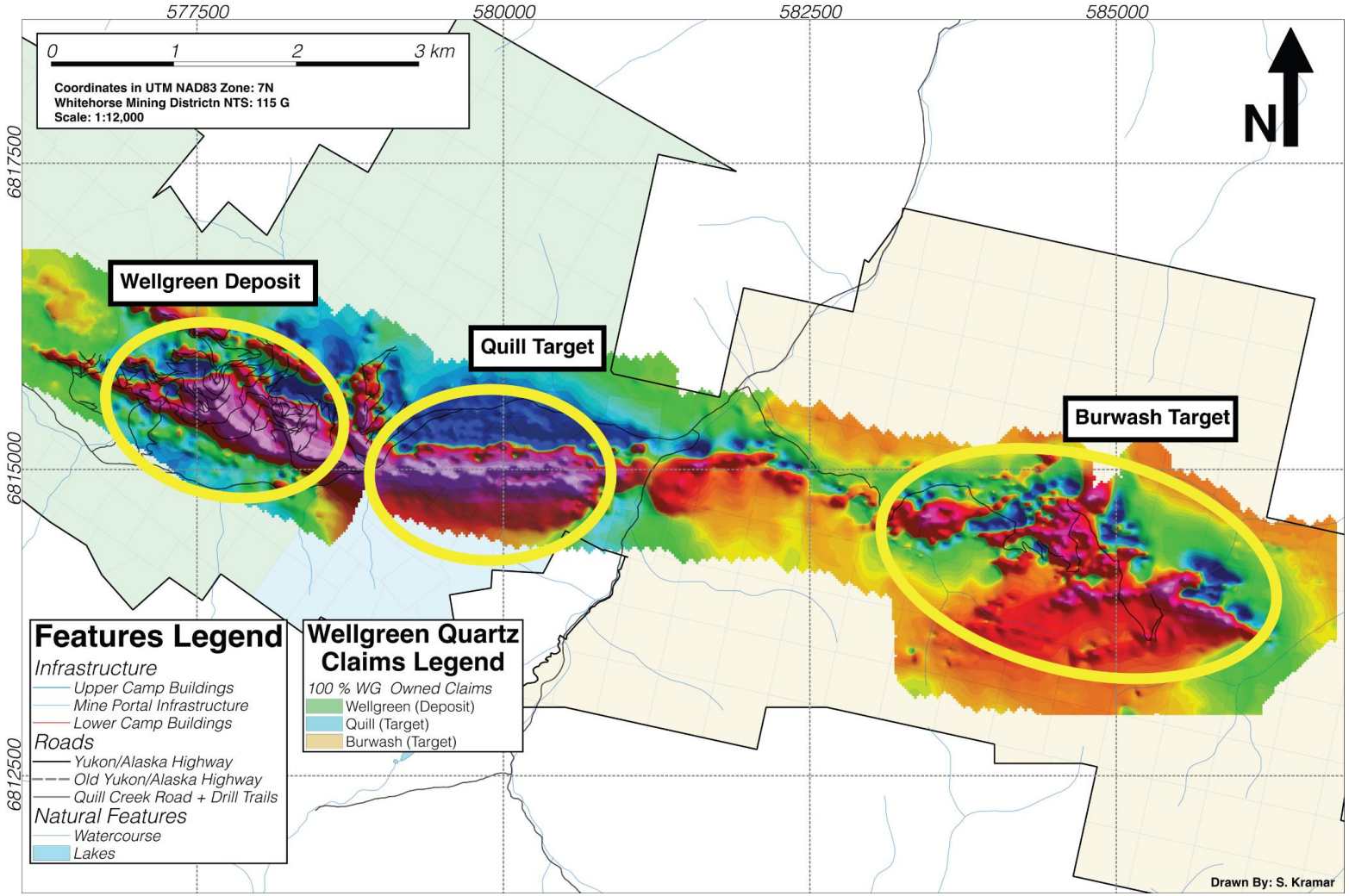

PATH TO SUCCESS

COMBINING TOGETHER TO ADD SHAREHOLDER VALUE

Capital Structure (as of Aug. 10th, 2017)	
Cash	C$14.6 MM
Debt	Nil
Shares	236.6 MM
F.D. Shares	337.2 MM

RIGHT TEAM

WORLD CLASS ASSET

STRONG FINANCIAL SUPPORT

PROJECT DEVELOPMENT

SHAREHOLDER VALUE




WELLGREEN
PLATINUM

APPENDICES

43-101 RESOURCE ESTIMATE

LARGE OPEN PITTABLE DEPOSIT WITH SIGNIFICANT PAYABLE METALS

43-101 Resource Estimate

Tonnes	Ni	Cu	Pt	Pd	Au	Co	**Ni**	**Cu**	**Pt**	**Pd**	**Au**	**Co**
'000 T	%	%	g/t	g/t	g/t	ppm	**BBlbs**	**BBlbs**	**MMoz**	**MMoz**	**MMoz**	**MMlbs**
Measured & Indicated												
362,000	0.26	0.14	0.23	0.24	0.04	150	**2.08**	**1.09**	**2.69**	**2.84**	**0.47**	**121**
Inferred												
118,600	0.28	0.12	0.22	0.25	0.03	150	**0.74**	**0.31**	**0.83**	**0.96**	**0.12**	**40**

*Resource estimate prepared by Independent Mining Consultants, dated June 26, 2017. Calculations were based on a pit constrained resource using Ni $7.75/lb, Cu $3.00/lb, Co $11.80/lb, Pt $1,350/oz, Pd $860/oz, Au $1,400/oz. The average calculated process recoveries for the metals in the mineral resource are: Ni 59.2%, Cu 77.7%, Pt 53.3%, Pd 60.4%, Au 78.3%, and Co 60.9%.

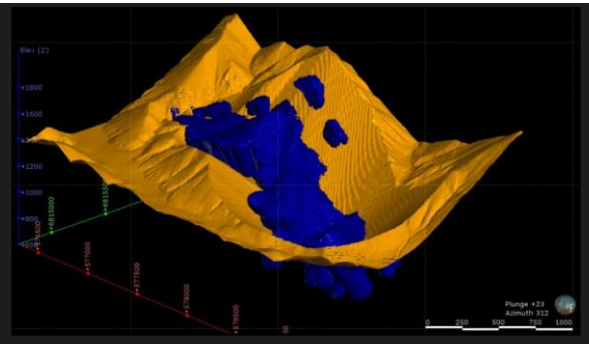

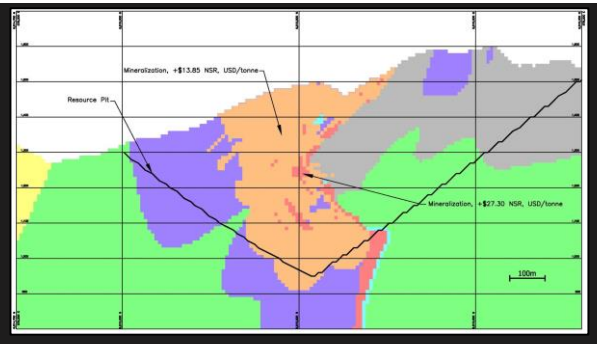

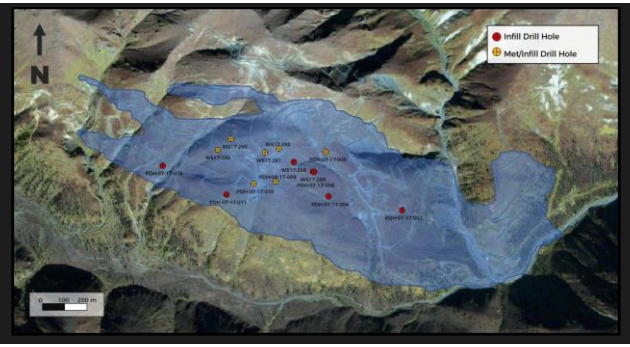



NICKEL MARKET

NICKEL LEADING THE PACK FOR "URBANIZATION COMMODITIES" DEMAND

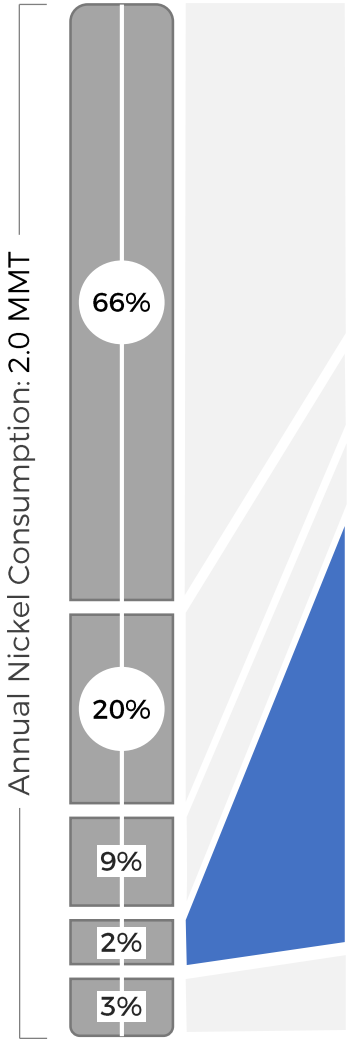

STAINLESS STEEL

- Nickel is a $30 BB per year industry with 66% of nickel going into stainless steel production
- Series 300 stainless steel, which is the most widely used stainless steel in the world is 74% steel, 18% chromium, and 8% nickel
- Alloying allows for steel to maintain steel strength at extreme temperatures, withstands prolonged exposure to salt water, acids, and alkalis
- 65% of stainless steel is used in kitchen appliances, utensils, washing machines, and other household uses

ALLOYS

- Nickel is used in over 3,000 other alloys, including nickel-based super alloys

PLATING

- Nickel plating is used for decorative and engineering applications

BATTERIES

- Nickel used in batteries has historically represented a smaller portion of nickel demand, primarily in NiMH and NiCd batteries
- Demand for nickel in batteries is growing as a primary material in the cathode of lithium-ion (Li-Ion) batteries
- Nickel forms a primary component of these batteries (ex. Tesla batteries are 80% nickel)
- Due to the high cost and limited supply of other Li-Ion materials (i.e. cobalt), manufacturers are attempting to increase the proportion of nickel
- Nickel demand in batteries has been **forecast to increase by 400k tonnes over the next five years**

OTHER

- Other uses include coins, electronics, etc.

Sources: USGS Nickel Commodity Summary (Jan. 17), Nickel Institute, International Nickel Study Group (INSG), Wood Mackenzie Limited

NICKEL MARKET

NICKEL SULPHIDE PRODUCTION EXPECTED TO DECLINE

- Extended period of low prices has resulted in few opportunities for new supply
- Collapse of expansionary and sustaining capital spending over the last few years will have a material impact on supply
- Nickel sulphide projects are declining due to an absence in new project discovery since the Voisey's Bay discovery
- Supply growth is limited to laterite mines in higher political risk jurisdictions (ex. Philippines and Indonesia)
- Laterite projects by their nature are extremely high cost and require significant processing to produce a higher value concentrate

Global Production Forecast From Nickel Sulphide Deposits

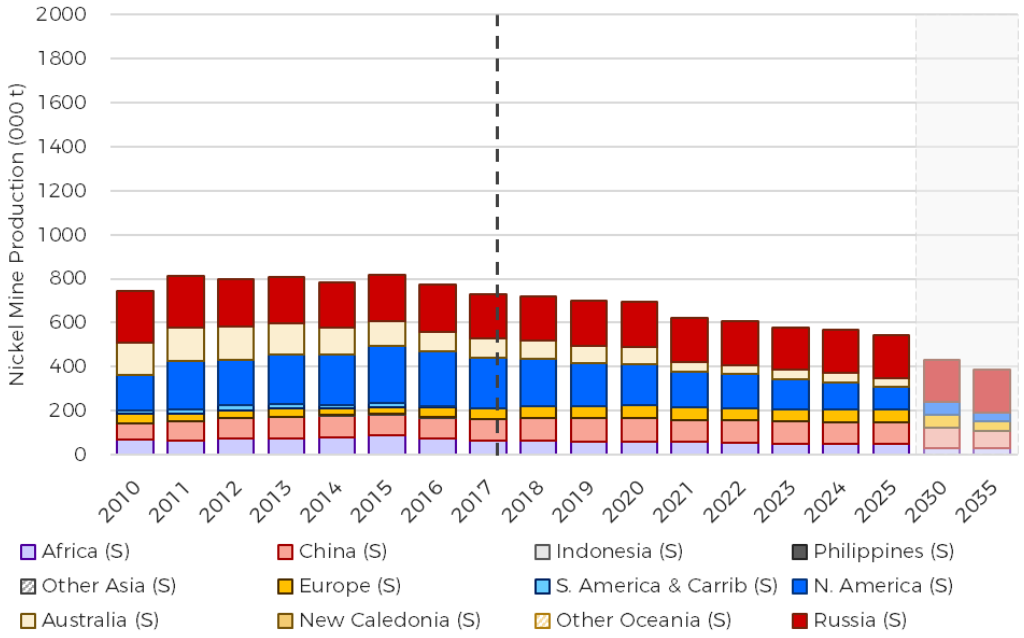

Source: Wood Mackenzie Limited

Global Production Forecast From Nickel Laterite Deposits

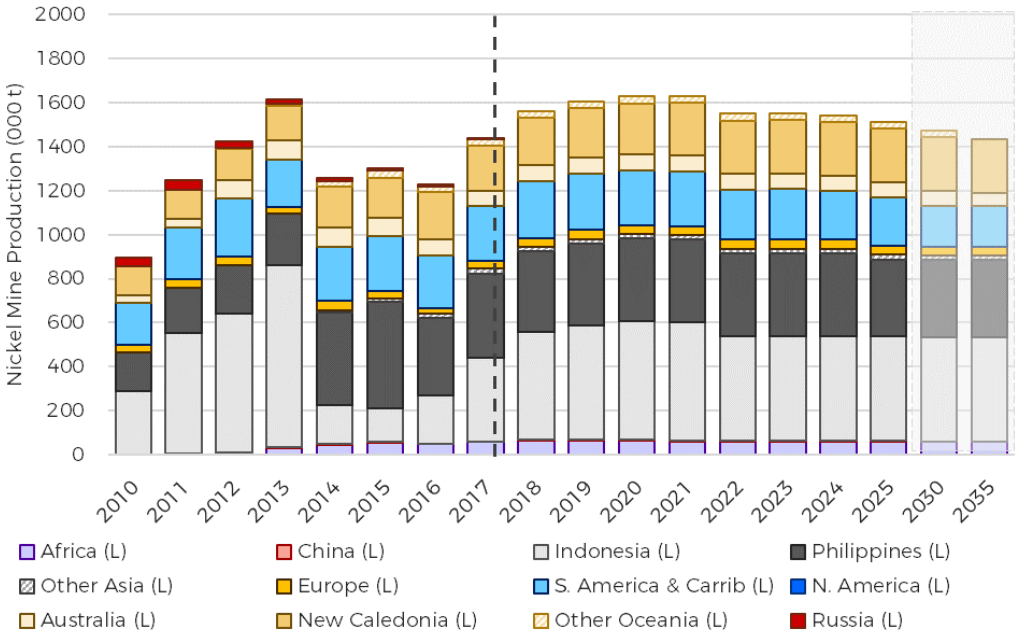

Source: Wood Mackenzie Limited

NICKEL MARKET

NICKEL BALANCE MOVING INTO NET DEFICIT POSITION

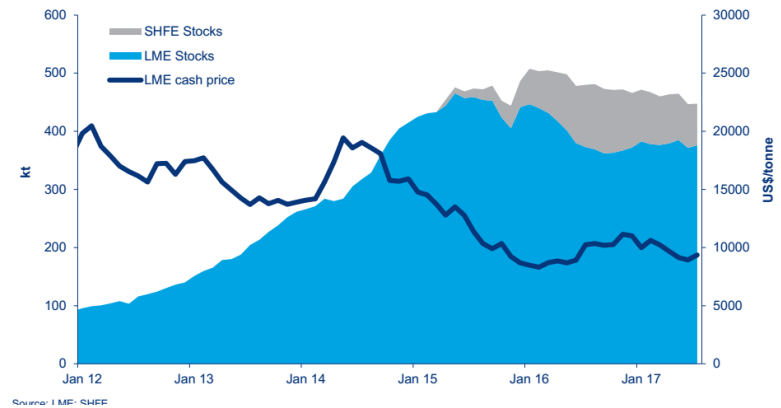

Nickel Output vs. Consumption

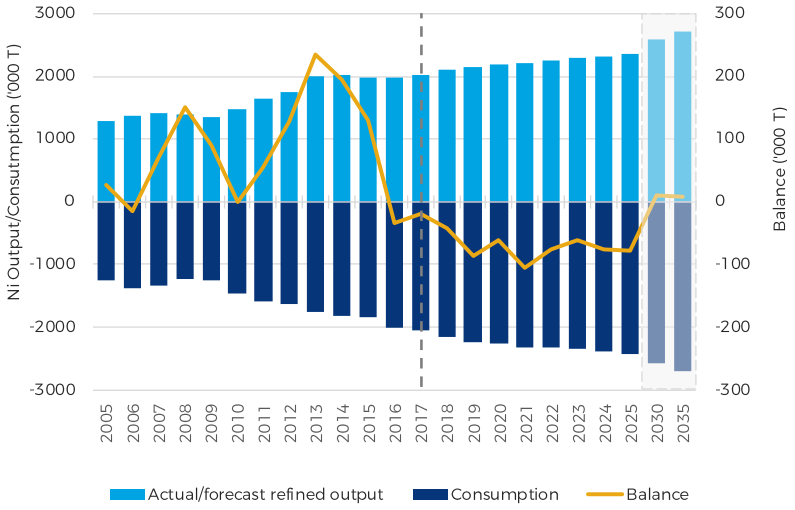

Source: Wood Mackenzie Limited

- LME and SHFE nickel stockpiles remain high, yet are starting to decline on increased Chinese stainless steel production and smelter closures in Indonesia
- Low prices have resulted in industry-wide cuts in production, from mines to smelters, which puts pressure on supply
- Nickel supply/demand balance is expected to turn a corner moving the nickel market into a net deficit position – though it will take a couple years to work through stockpiles
- Outside of Sino-Indonesian developments, there are very few projects being actively pursued that can materially boost global nickel output by 2021

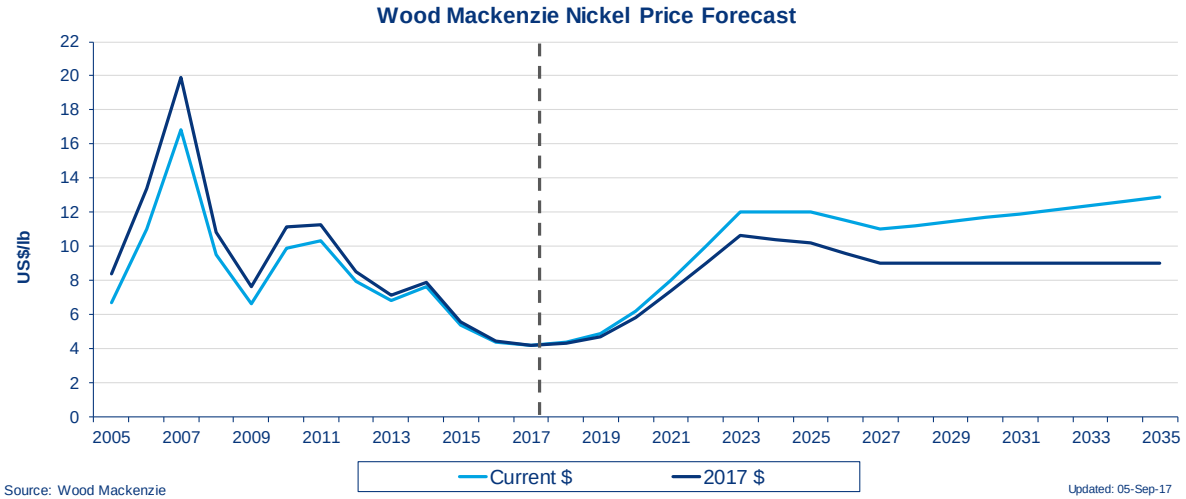

STRATEGIC PRECIOUS METALS IN NORTH AMERICA

SUPPLY

- Platinum is one of the least abundant of earth's metals
- The bulk of the world's platinum supply is associated with high geopolitical risk – 92% of the world's platinum is produced in South Africa, Russia, and Zimbabwe
- Unlike gold and silver, platinum and palladium were once declared strategic metals by the US due to their catalytic properties and uses
- Production has been slowly declining due to the increased cost of mining in higher risk jurisdictions coupled with declining grades from mature assets

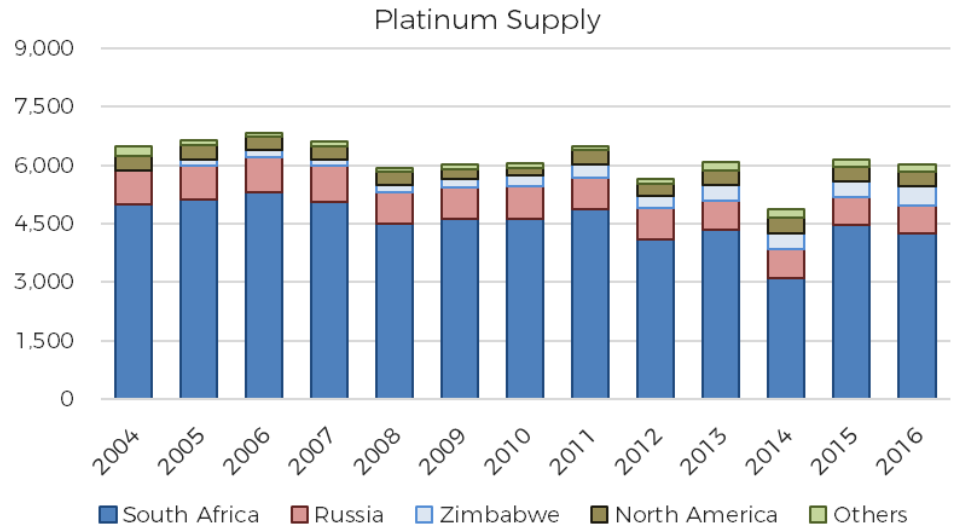

Source: Johnson Matthey

DEMAND

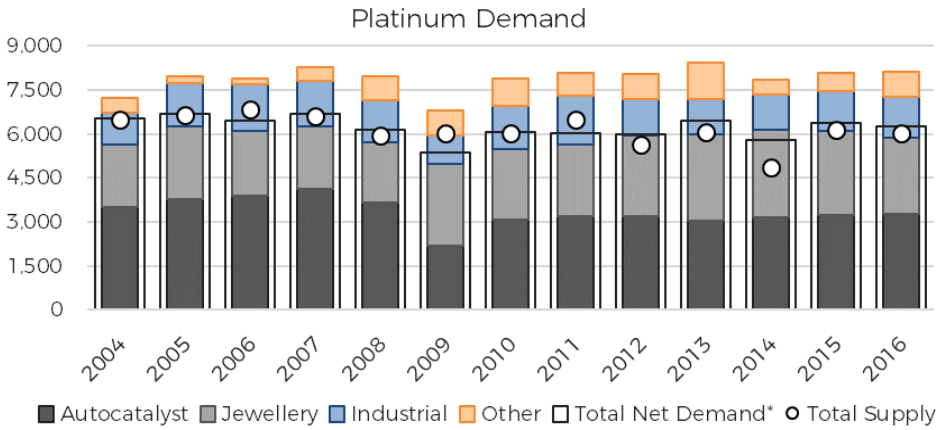

* Total demand less recycling
Source: Johnson Matthey

- Platinum demand: 39% auto industry (diesel), 35% jewelry, 16% industrial, 6% investment, and 4% other. While 85% of Palladium demand is associated with the auto industry
- Autocatalyst demand is expected to continue to grow from the BRIC countries
- Fuel cell vehicles use more than 2x the amount of platinum than internal combustion
- On Dec 23, 2016, Chinese government announced that by July 1, 2020 all vehicles in the Chinese market will have to effectively comply with current US and EU emission standards
- Platinum's industrial uses include as a catalyst for higher octane fuel, improved chemical process efficiency, liquid crystal displays, media storage capacity, and its biocompatibility has increased its healthcare uses

NOTES

NOTES



TSX: WG | OTCQX: WGPLF