TSX: NCP | OTCQX: NCPCF

NICKEL CREEK PLATINUM

CORPORATE PRESENTATION



May 2018

CAUTIONARY STATEMENTS

The information contained in this presentation ("Presentation") has been prepared by **Nickel Creek Platinum Corp.** ("Nickel Creek" or the "Company") and is being communicated for general background informational purposes only. Except as required by applicable law, the Presentation has not been independently verified and the information contained within is subject to updating, completion, revision, verification and ongoing amendment. Except with respect to statements expressly verified by "Qualified Persons" (as such term is defined in the Canadian Securities Administrators' National Instrument 43-101 – Standards of Disclosure for Mineral Projects ("NI 43-101")), neither the Company, nor its shareholders, directors, officers, agents, employees, or advisors give, has given or has authority to give, any representations or warranties (express or implied) as to, or in relation to, the accuracy, reliability or completeness of the information in this Presentation, or any revision thereof, or of any other written or oral information made or to be made available to any interested party or its advisers (all such information being referred to as "Information") and liability therefore is expressly disclaimed. Neither the communication of this Presentation nor any part of its contents is to be taken as any form of commitment on the part of the Company to proceed with any transaction. This Presentation does not constitute, or form part of, any offer or invitation to sell or issue, or any solicitation of any offer to subscribe for or purchase any securities in the Company, nor shall it, or the fact of its communication, form the basis of, or be relied upon in connection with, or act as any inducement to enter into, any contract or commitment whatsoever with respect to such securities. In furnishing this Presentation, the Company does not undertake or agree to any obligation to provide the attendee with access to any additional information or to update this Presentation or to correct any inaccuracies in, or omissions from, this Presentation that may become apparent either during, or at any time after this Presentation.

Certain statements contained herein constitute "forward-looking information." Forward-looking information look into the future and can be identified by words such as "plans," "intends," anticipates," "should," "estimates," "expects," "believes," "indicates," "targeting," "suggests," "potential," and similar expressions. Statements involving forward-looking information are based on current expectations and entail various risks and uncertainties. Actual results may vary from the forward–looking information and materially differ from expectations, if known and unknown risks or uncertainties affect our business, or if our estimates or assumptions prove inaccurate. Investors are advised to review the Company's Annual Information Form filed at www.sedar.com for a detailed discussion of investment risks.

Unless otherwise indicated, Nickel Creek Platinum Corp. has prepared the scientific and technical information in this Presentation (collectively, the "Technical Information") based on information contained in (i) the Company's current technical report, entitled, "2017 Mineral Resource Estimate On The Wellgreen Ni-Cu-PGM Project, Yukon Canada", dated effective June 26, 2017 (the "Resource Estimate") and prepared by John Marek, P. Geo., Independent Mining Consultants Inc., Lyn Jones, P. Eng., AGP Mining Consultants Inc., Gordon Zurowski, P. Eng., AGP Mining Consultants Inc., and Heida Mani,. MSc., MBA, GEMS, all of whom are independent Qualified Persons in accordance with NI 43-101, and (ii) the Company's news release dated March 1, 2017 ["Wellgreen Platinum Announces Results of Metallurgical Testwork"] (collectively, the "Disclosure Documents"). The Disclosure Documents are available under the Company's profile on SEDAR at www.sedar.com. For readers to fully understand the information in this Presentation, they should read the Disclosure Documents in their entirety, including all qualifications, assumptions and exclusions that relate to the information set out in this Presentation that qualifies the Technical Information. Readers are advised that Mineral Resources are not Mineral Reserves because they do not have demonstrated economic viability. The Disclosure Documents are each intended to be read as a whole, and sections should not be read or relied upon out of context. The Technical Information is subject to the assumptions and qualifications contained in the Disclosure Documents.

The Company has included in this Presentation certain non-GAAP measures. The non-GAAP measures do not have any standardized meaning within Canadian GAAP and therefore may not be comparable to similar measures presented by other companies. The Company believes that these measures provide additional information that is useful in evaluating the Company. The data presented is intended to provide additional information and should not be considered in isolation or as a substitute for measures of performance prepared in accordance with Canadian GAAP.

Certain information contained in this Presentation with respect to other companies and their business and operation has been obtained or quoted from publicly available sources, such as continuous disclosure documents, independent publications, media articles, third party websites (collectively, the "Publications"). In certain cases, these sources make no representations as to the reliability of the information they publish. Further, the analyses and opinions reflected in these Publications are subject to a series of assumptions about future events. There are a number of factors that can cause the results to differ materially from those described in these publications. None of the Company or its representatives independently verified the accuracy or completeness of the information contained in the Publications or assume any responsibility for the completeness or accuracy of the information derived from these Publications.

Quality Assurance, Quality Control: The Technical Information disclosed in this Presentation has been reviewed and approved by James Berry, the Company's Chief Geologist and a Qualified Person as defined under NI 43-101. Please see the Resource Estimate (which is available under the Company's SEDAR profile at www.sedar.com) for a description of data verification and quality assurance and quality control procedures.

Cautionary Note to United States Investors: This Presentation uses the terms "Measured", "Indicated" and "Inferred" Resources. United States investors are advised that while such terms are recognized and required by Canadian regulations, the United States Securities and Exchange Commission does not recognize them. "Inferred Mineral Resources" have a great amount of uncertainty as to their existence, and as to their economic and legal feasibility. It cannot be assumed that all or any part of an Inferred Mineral Resource will ever be upgraded to a higher category. United States investors are cautioned not to assume that all or any part of Measured or Indicated Mineral Resources will ever be converted into Mineral Reserves. United States investors are also cautioned not to assume that all or any part of an Inferred Mineral Resource exists, or is economically mineable.

All figures are expressed in **US dollars** unless otherwise noted.

INTRODUCING NICKEL CREEK

NICKEL CREEK OFFERS A UNIQUE OPPORTUNITY THAT SEPARATES US FROM OUR PEERS.



A WORLD-CLASS ASSET

- Large nickel-copper sulphide and PGM deposit
- Over 2 BBlbs nickel, 1 BBlbs copper, 121 MMlbs cobalt, and 6 MMoz PGM's+Au*
- Located in the Yukon, our project has exceptional access to infrastructure

COMMODITIES FOR THE FUTURE

- Nickel, copper, and cobalt are essential ingredients to meet the growing demand for electric vehicles and energy storage
- Platinum and palladium in the western hemisphere

SHAREHOLDER SUPPORT

- Large, strategic institutional shareholders
- 51% of shares held by four key institutions

MANAGEMENT TEAM

- New management team assembled in 2016 and 2017
- Management has a successful track record of project development and value creation
- Over last year, technical team re-analyzed full deposit

*Total Measured + Indicated Resource: 362.0 MMT containing 0.26% Ni, 0.14% Cu, 0.231 g/t Pt, 0.244 g/t Pd, 0.04 g/t Au, and 150 ppm Co

NICKEL, COPPER & COBALT – COMMODITIES FOR THE FUTURE

NICKEL PRICE IS EXPECTED TO OUTPERFORM

NICKEL IN LI-ION BATTERIES

- Li-Ion batteries are 75%+ nickel and moving to a higher nickel content to increase energy density

"Our cells should be called Nickel-Graphite, because primarily the cathode is nickel …" Elon Musk



NICKEL DEMAND TO BE DRIVEN BY ELECTRIC VEHICLES

- Battery segment today accounts for ~2% of total nickel demand (40,000 T vs. total annual demand of 2.0 MMT)

Nickel demand from battery segment expected to increase to 450,000 T over next five years

  - Stainless steel accounts for 66% of nickel demand, followed by alloys (20%) and plating (9%)
  - Stainless steel demand has been growing at between 2-4% per year

- Copper demand expected to grow from increased wiring in cars (4-5x) and to support charging infrastructure

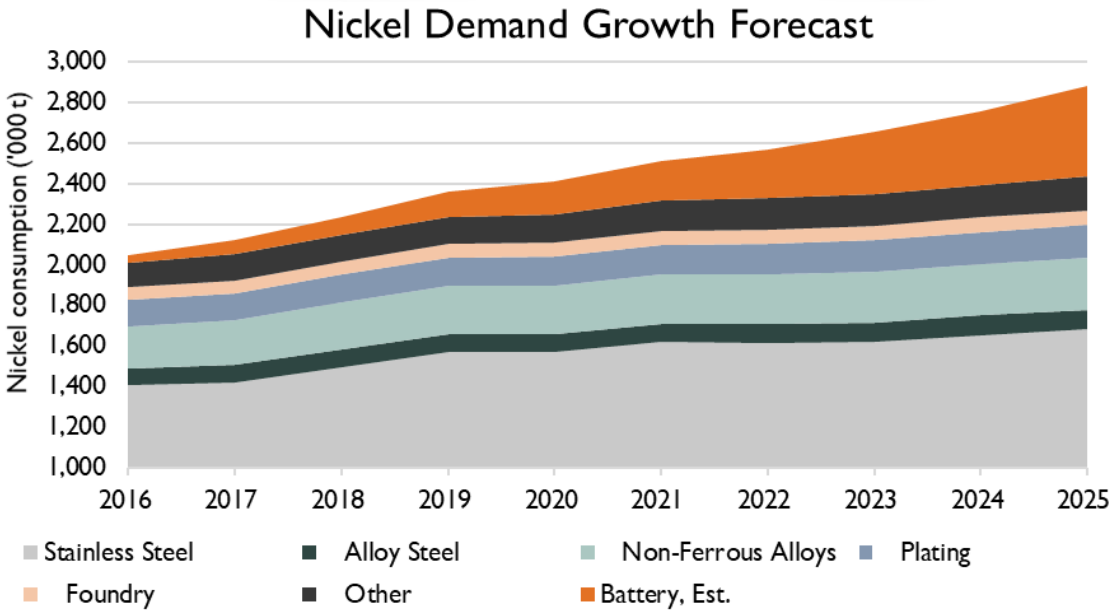

Sources: Wood Mackenzie Ltd., battery demand estimate is an average of consensus estimates by UBS, Goldman Sachs, BofAML, Vale, and Glencore

NICKEL SUPPLY CONSTAINTS

LOOMING SHORTAGE OF PROJECTS TO MEET GROWING DEMAND FOR HIGH QUALITY NICKEL

SULPHIDE VS. LATERITE PROJECTS

- Battery manufacturers require high quality nickel feed
- Nickel projects can be split into sulphide and laterite projects:
  - Sulphides are processed through conventional flotation, concentration, and smelting
  - Laterite projects (HPAL, ferronickel, and nickel pig iron) require costly processing or are not a fit for high-quality nickel feed

MEETING BATTERY DEMAND

- Nickel sulphide deposits account for approximately 25-30% of worldwide nickel production versus laterites
  - This is down from 60% twenty years ago
  - Majority of new nickel project discoveries have been laterites
- Nickel production from sulphide projects expected to decline due to low exploration spending over last 10 years

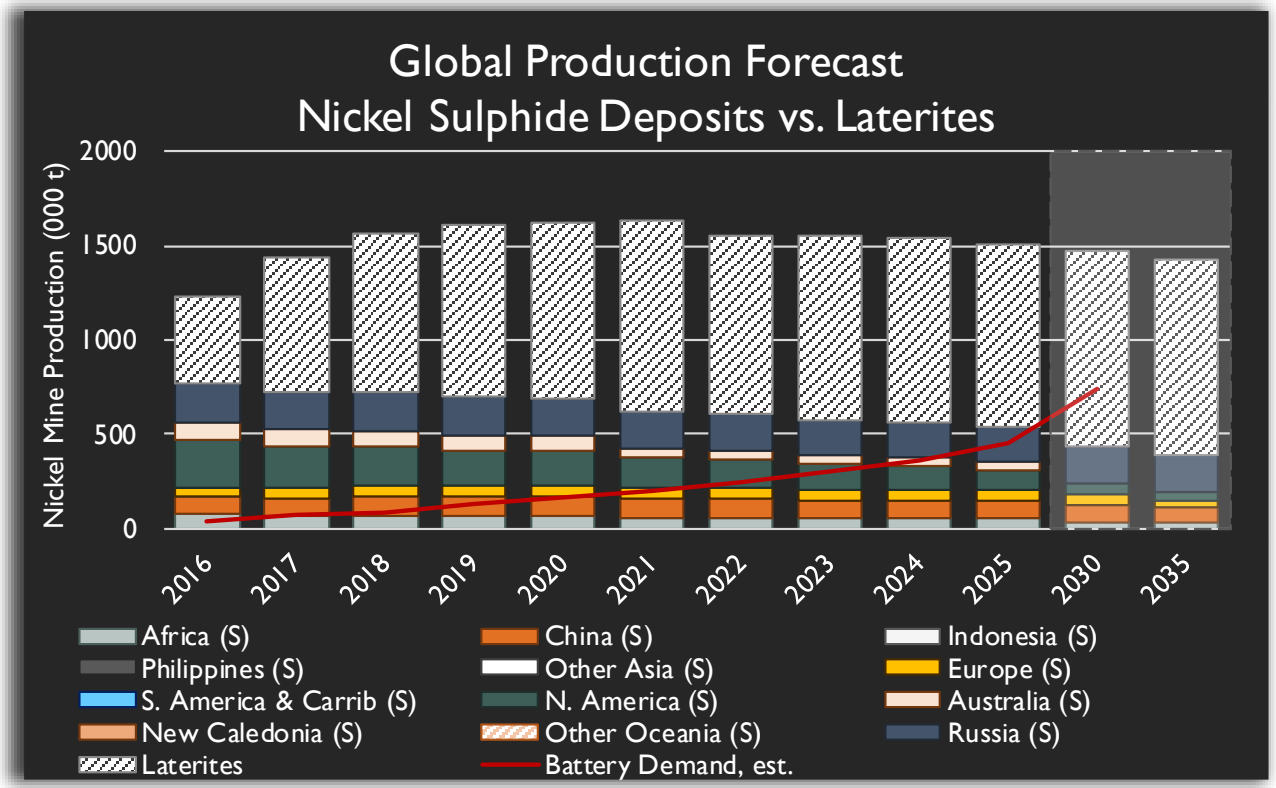

Sources: Wood Mackenzie Ltd., battery demand estimate is an average of consensus estimates by UBS, Goldman Sachs, BofAML, Vale, and Glencore

There are few opportunities for investors to gain exposure to nickel-rich projects not owned by a major

PLATINUM & PALLADIUM

PGMS OFFER A STRATEGIC VALUE TO THE NICKEL SHÄW PROJECT

PGM Production by Country

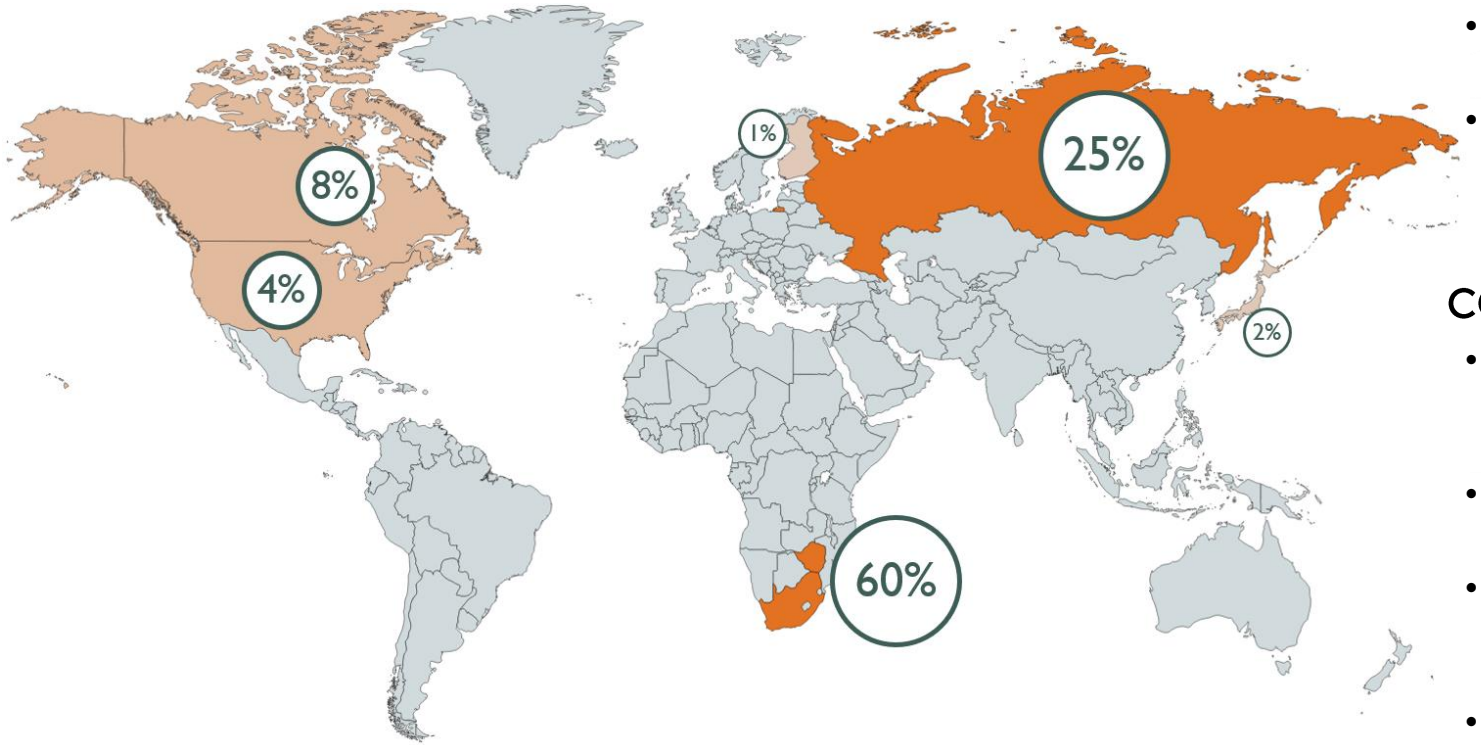

Source: Data provided by USGS PGM Mineral Commodity Summaries, (Jan. '18)

SUPPLY CONSTRAINTS

- Over 85% of PGM production comes from Russia and South Africa/Zimbabwe
- Risk of rising labour costs, maturing assets and regulatory uncertainty

CONTINUED STRONG DEMAND

- Platinum demand is split between autocatalysts (39%), jewelry (35%), industrial (16%), and investment as a precious metal
- Palladium demand is primarily as an autocatalyst (80%+)
- Autocatalyst demand increasing from hybrid vehicles and as BRIC countries raise emission standards
- Platinum is the primary catalyst in fuel-cell electric vehicles (FCEVs) and hydrogen energy systems

NICKEL SHÄW PROJECT OVERVIEW

POTENTIAL TO BE ONE OF THE LARGEST NICKEL SULPHIDE AND PGM+AU PRODUCERS IN NORTH AMERICA



Nickel

2.1 BBlbs

0.26% Ni

PGM + Au

6.0 MMoz

0.23 g/t Pt, 0.24 g/t Pd, 0.04 g/t Au



Copper

1.1 BBlbs

0.14% Cu



Cobalt

121 MMlbs

150 ppm Co

Measured & Indicated Resources*

55%** **21%** **15%** **9%**

* Total Measured + Indicated Resource: 362.0 MMT containing 0.26% Ni, 0.14% Cu, 0.231 g/t Pt, 0.244 g/t Pd, and 0.04 g/t Au; Total Inferred Resource: 118.6 MMT containing 0.28% Ni, 0.12% Cu, 0.217 g/t Pt, 0.253 g/t Pd, and 0.032 g/t Au

** Value of metal contained per tonne of rock using long-term consensus pricing of: $8.00/lb Ni; $3.00/lb Cu; $23.00/lb Co; $1.300/oz Pt; $875/oz Pd; and $1.300/oz Au; and applying basic recoveries from Phase I metallurgical program

THE NICKEL SHÄW PROJECT

THE NICKEL SHÄW PROJECT LOOKING NORTHWEST



THE NICKEL SHÄW PROJECT

ILLUSTRATION OF DEPOSIT MINERALIZATION



THE NICKEL SHÄW PROJECT

PROJECT ACCESSIBLE BY ROAD FROM ALASKA HIGHWAY

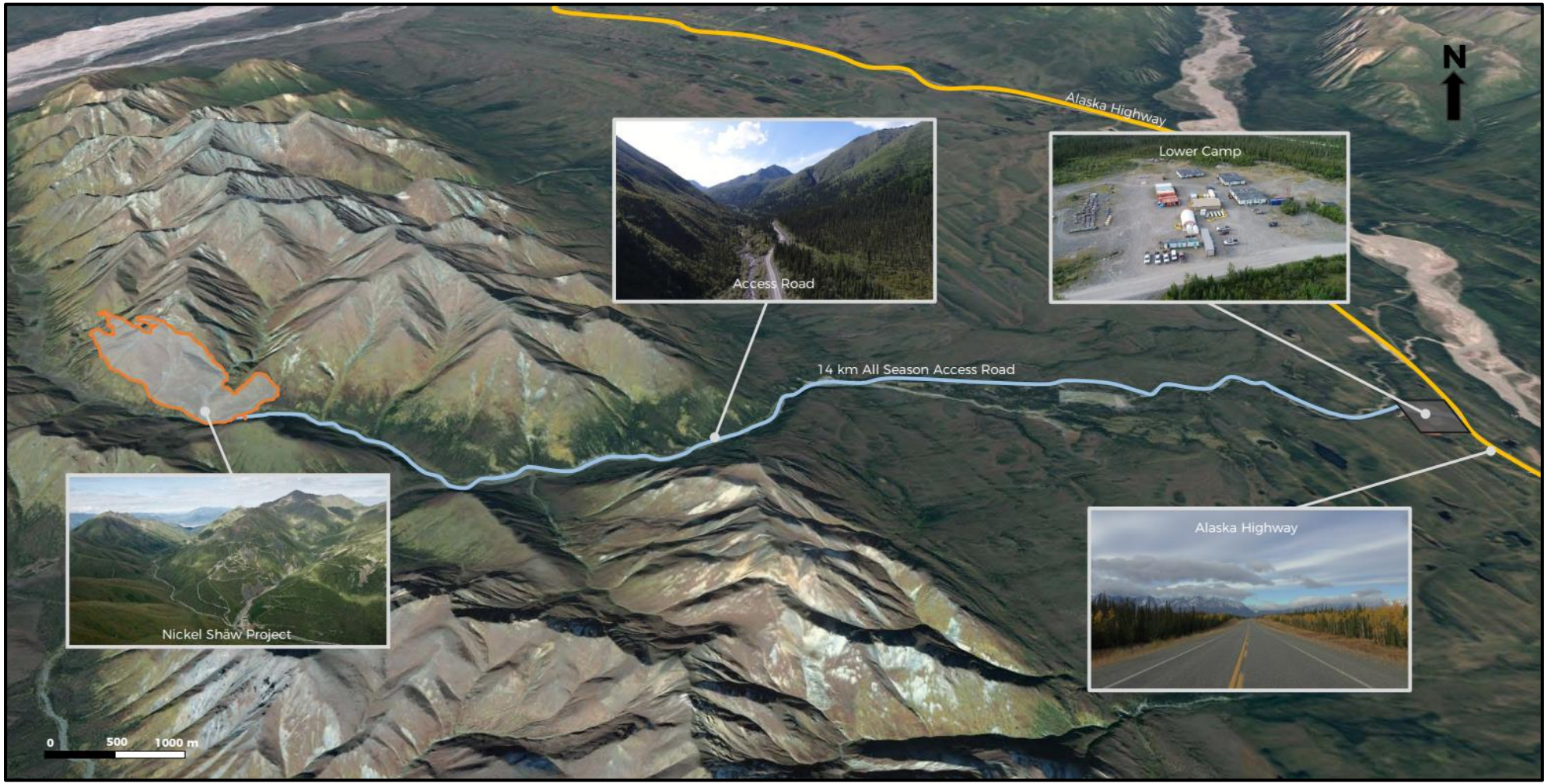

IN A WORLD-CLASS DISTRICT

OPERATING IN ONE OF THE BEST MINING DISTRICTS IN THE WORLD



EXCEPTIONAL ACCESS TO INFRASTRUCTURE

- Located three hours west of Whitehorse via paved Alaska Highway
- The deposit is located 14 km southwest of highway via an all-weather road
- Highway access to year-round, deep sea shipping ports (Haines & Skagway, AK)
- Shipping ports and proximity to Whitehorse provides access to LNG for power generation

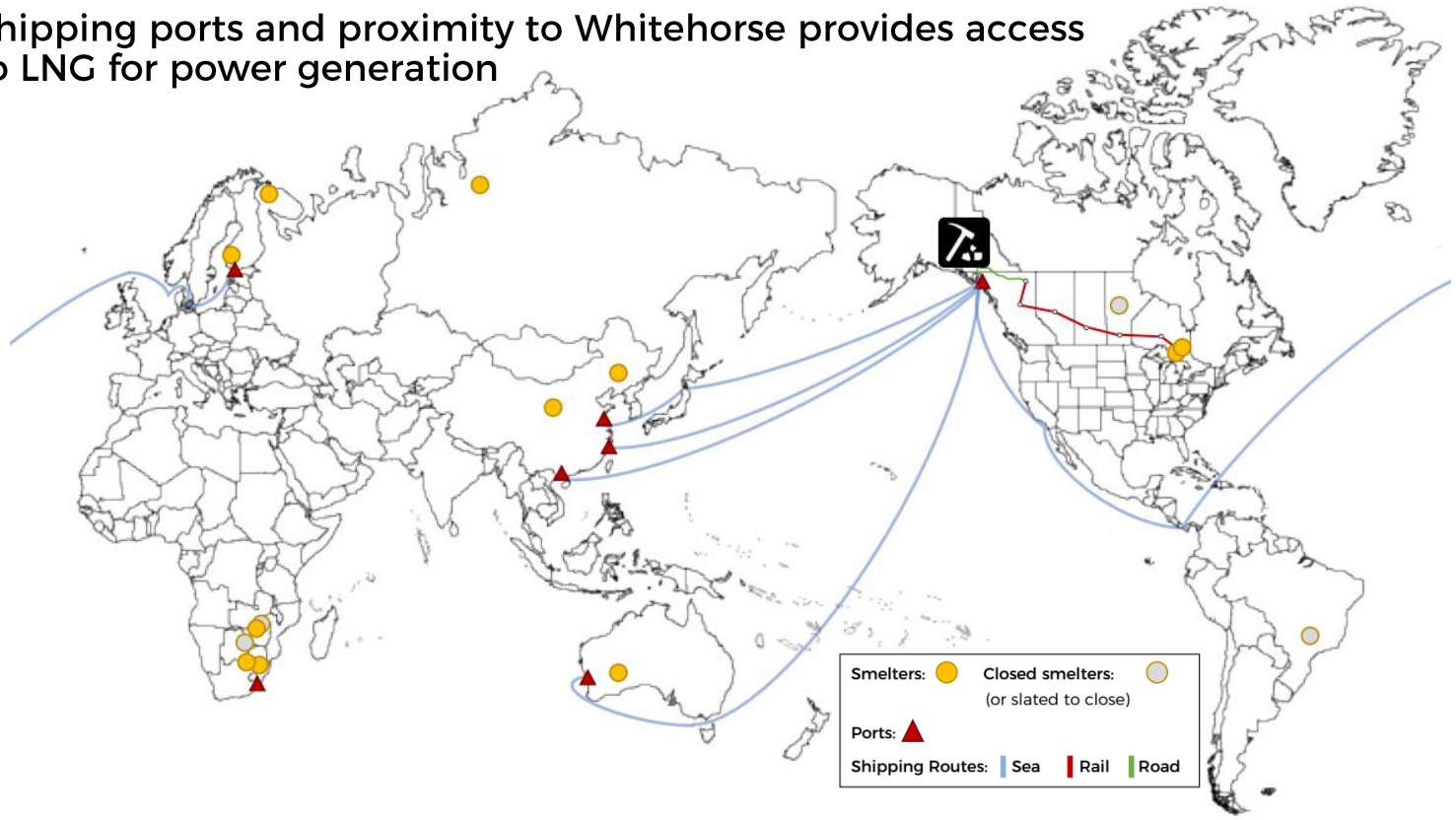

IN A WORLD-CLASS DISTRICT

OPERATING IN ONE OF THE BEST MINING DISTRICTS IN THE WORLD

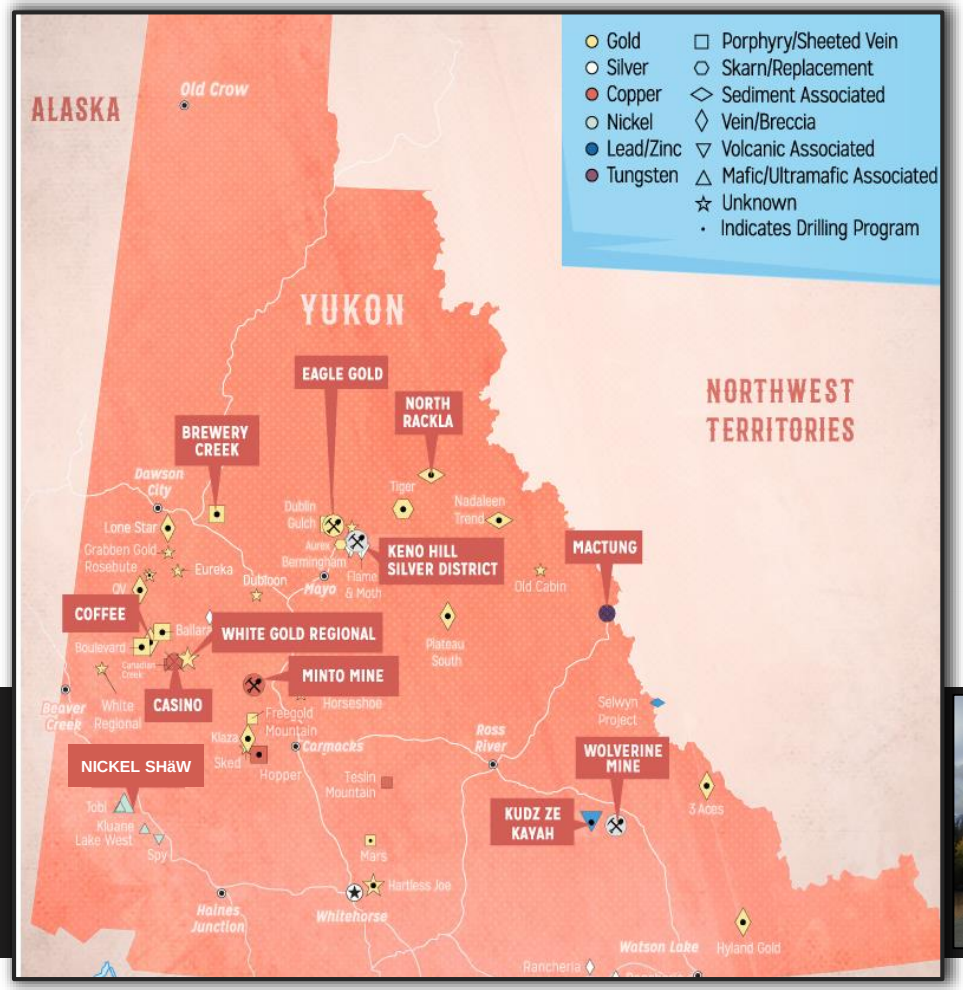

Source: Visual Capitalist

THE YUKON ADVANTAGE

- Rated in global top 15 for Mining Investment Attractiveness by Fraser Institute *(Fraser Institute Annual Survey of Mining Companies 2017)*
- Government supportive of mining
- Growing investment from major gold producers including Goldcorp, Agnico-Eagle, Barrick, and Newmont
- Exploration spending has more than doubled over the last year
- Strong support of Kluane First Nation
- Community involvement is a priority






SHAREHOLDERS & SHAREHOLDER DATA

WHEN IN DOUBT – FOLLOW THE SMART MONEY …

STRONG SHAREHOLDER BASE

- Shareholder base consists of key investments from supportive private capital institutions: (Electrum, RCF, and Drake)
- Tocqueville Gold Fund is newest institution to join our registry
- Strong support from long-term focused high net worth and private family investors

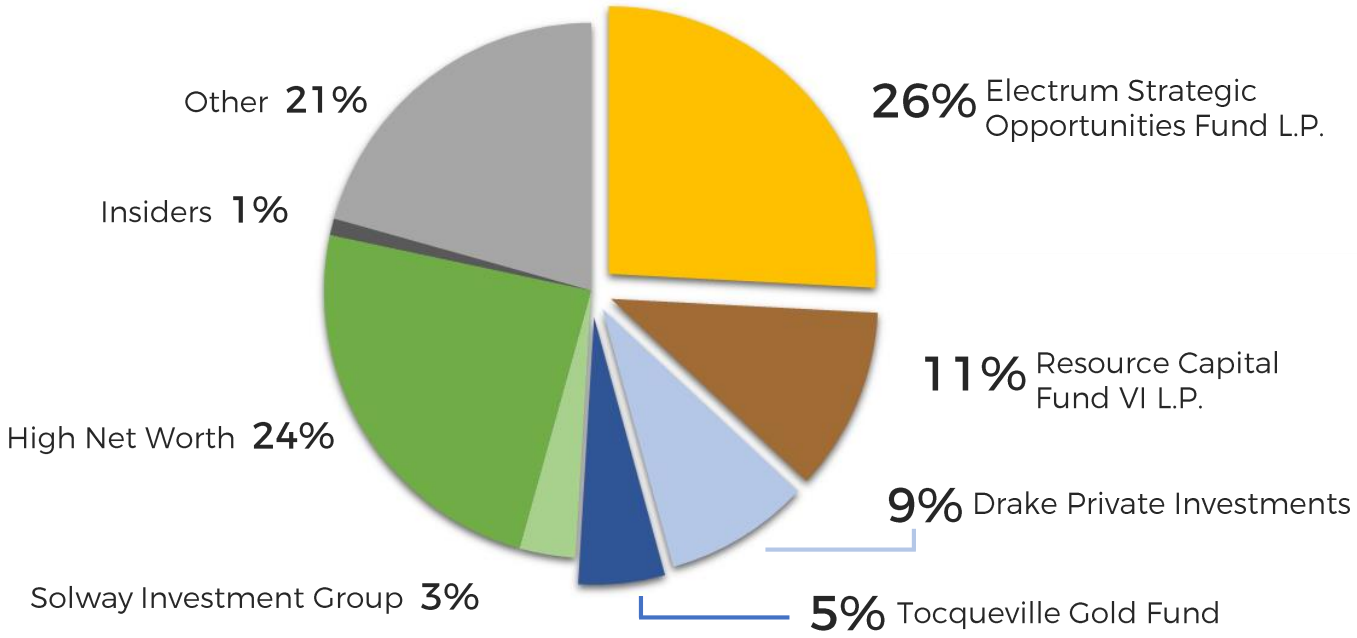

Balance Sheet & Share Information *C$, as of Mar. 31st 2018*	
Cash	$7.4 MM
Debt	Nil
Common shares	236.6 MM
Warrants (avg. exercise price: $0.30)	100.5 MM
Fully diluted shares:	337.4 MM
52 week High - Low	$0.41 - $0.215
Market Capitalization	$63.9 MM



BOARD OF DIRECTORS

COVERING EVERY ASPECT OF THE INDUSTRY

Myron Manternach, B. Sc., MBA, Chairman
Executive VP, Finance at Lithium Americas Corp.

Over 20 years experience in corporate finance, mergers and acquisitions, and investment management with extensive experience in natural resources and emerging markets debt and equity. Formerly with JPMorgan Chase & Co. and Ambac Assurance Corp.



Michele S. Darling, Director
CEO, Michele Darling and Associates Inc.

Extensive global business experience with particular expertise in Human Resources Management and Corporate Governance. Formerly with Prudential Financial, CIBC, and Director at Osisko Mining Corp.



Mark Fields, P. Geo, B. Comm., Director
MC Fields Ventures, (RCF Appointee)

Over 30 years experience in the mineral exploration and development sector. Currently a Director for Discovery Harbour Resources. Formerly EVP of Pine Valley Coal, Rio Tinto Group.



Diane R. Garrett, Ph.D., Director
President & CEO, Nickel Creek Platinum Corp.

More than 20 years of senior management experience in natural resources industry. Formerly President and CEO of Romarco Minerals Inc., Dayton Mining Corporation, and US Global Investors.



Wayne Kirk, LL.B, Director
Director at Electrum Ltd., (Electrum Appointee)

Over 35 years experience as a corporate attorney, including nine years as VP General Counsel at Homestake Mining, Mr. Kirk is also currently a Director at Gabriel Resources and Sunshine Silver Mining (private). Formerly General Counsel at Homestake Mining.



Gillyeard “Gil” Leathley, Director
Director of NOVAGOLD, (Electrum Appointee)

Mr. Leathley has over 55 years of experience in the mining industry, ranging from Engineer to Chief Operating Officer and over 25 years experience overseeing development of several major operating mines. Formerly with NOVAGOLD and Homestake Mining.



Mike Sylvestre, P. Eng, M. Sc, Director
Regional Vice President, Kinross Africa

Over 30 years mining sector management, operations, technical, and project experience. Formerly with Claude Resources and Inco Ltd (including CEO of ValeInco New Caledonia and President ValeInco Manitoba Operations).



THE NICKEL CREEK TEAM

TRACK RECORD OF LARGE-SCALE PROJECT DISCOVERY, DEVELOPMENT, AND FINANCING

Diane R. Garrett
President & CEO

Corporate

Joe Romagnolo
Chief Financial Officer

Graeme Jennings
VP, Corp. Development

Technical

Heather White
Chief Operating Officer

James Berry
Chief Geologist

Metallurgy
XPS Testwork Services

Steven Kramar
Senior Geologist

Engineering
AGP Mining Consultants
Ausenco Engineering





LOOKING BACK

TAKING THE ENGINE APART AND PUTTING IT BACK TOGETHER AGAIN

PAVING THE WAY FOR THE FUTURE

- New management team
- Technical team performed a complete analysis on deposit
  - New geologic model
  - New 43-101 Resource Update
- Completed Phase 1 Metallurgical program
  - Produced 12% bulk concentrate in peridotite
  - Produced 14% bulk concentrate in clinopyroxenite
- Environmental baseline activities on-going

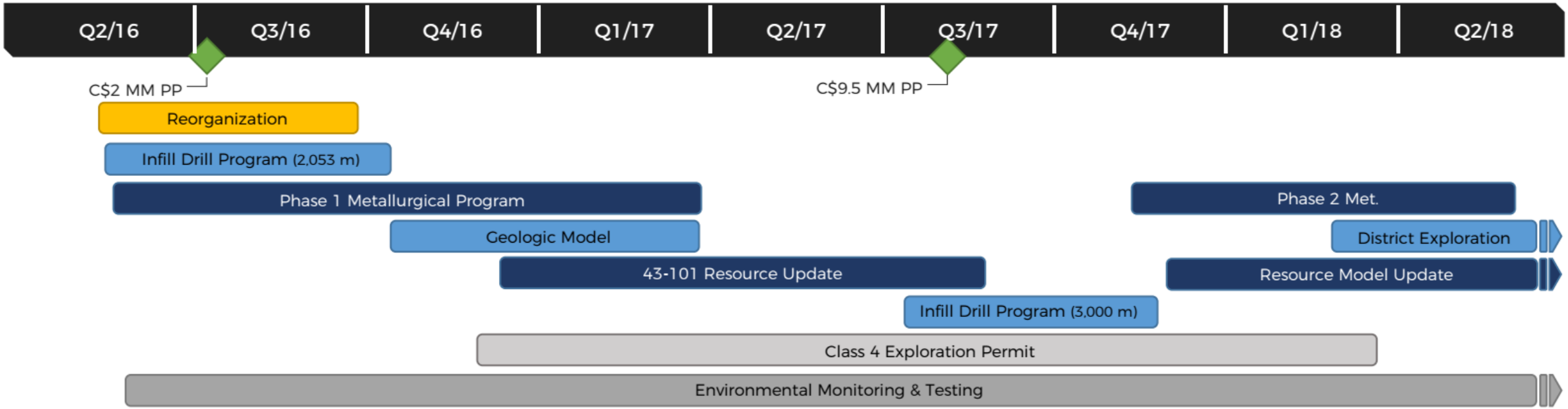

NEXT STEPS

PROJECT ADVANCEMENT IS AN ITERATIVE PROCESS BASED ON PRIOR RESULTS

NEXT STEPS FOR NICKEL SHÄW PROJECT

- Phase 2 Metallurgical Program:
  - Separate nickel and copper concentrates
- Optimize and finalize flowsheet
- Updated PEA based on optimized mine plan
- Geotechnical drilling in support of PFS
- Assess district targets for exploration
  - Advanced geophysics to identify target priority
- Environmental baseline for permitting

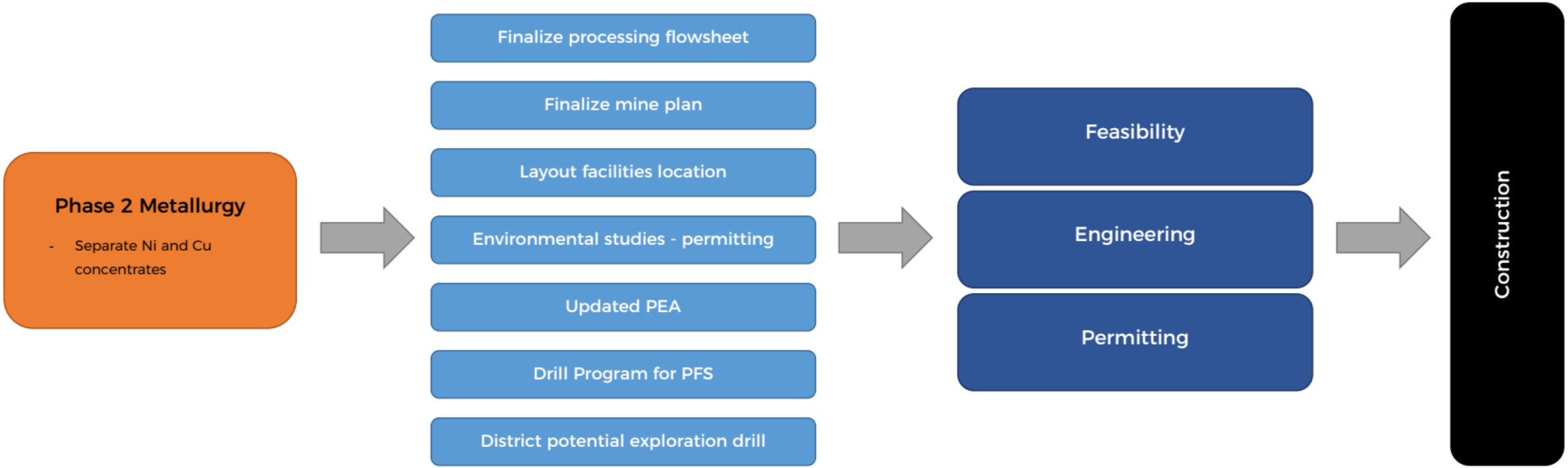

NICKEL MINERALIZATION IS PREVALENT THROUGHOUT SYSTEM

NICKEL MODEL 0.2% GRADE SHELL

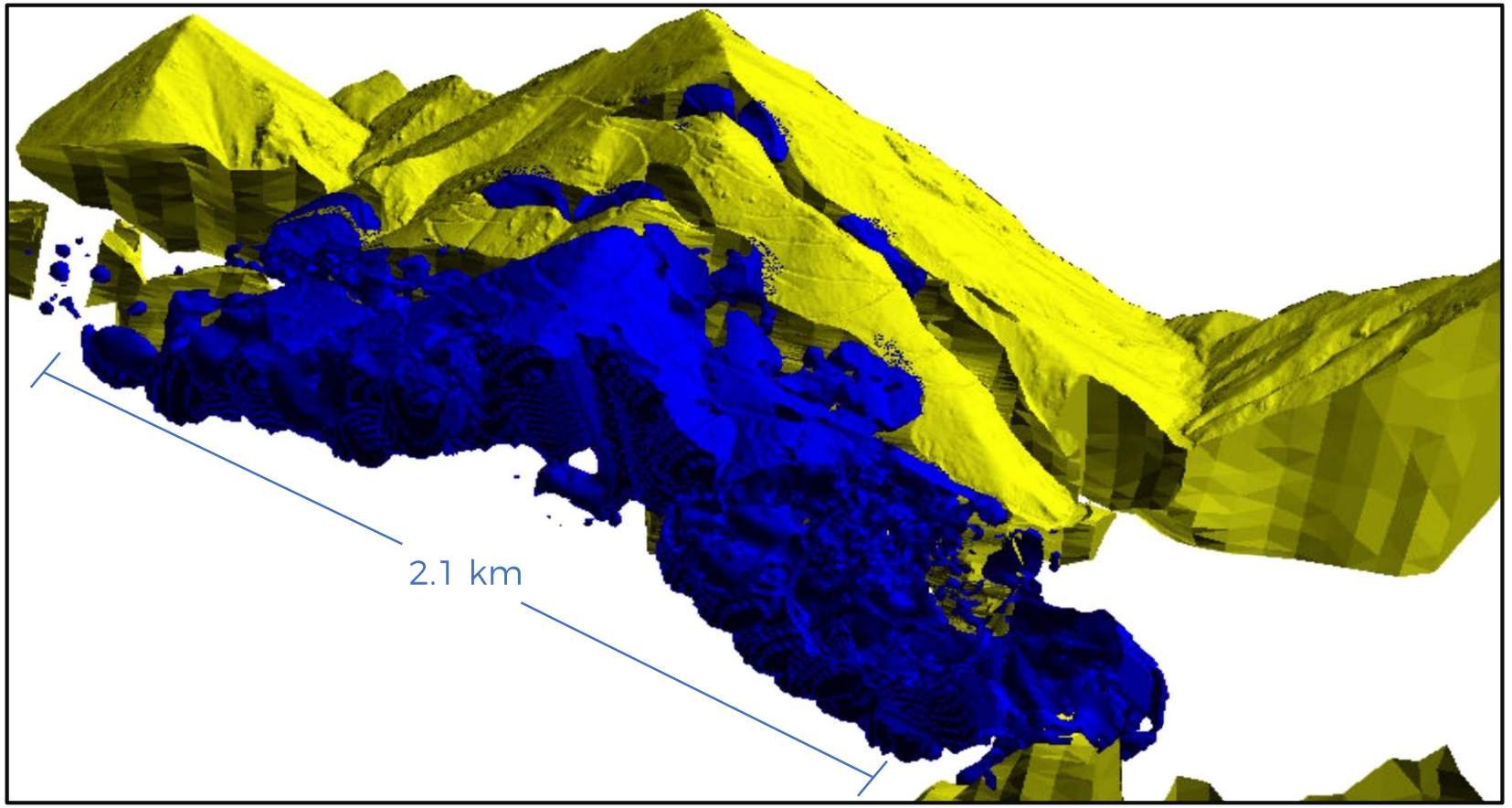

COPPER MINERALIZATION INCREASES TO THE SOUTHEAST

COPPER MODEL 0.2% GRADE SHELL

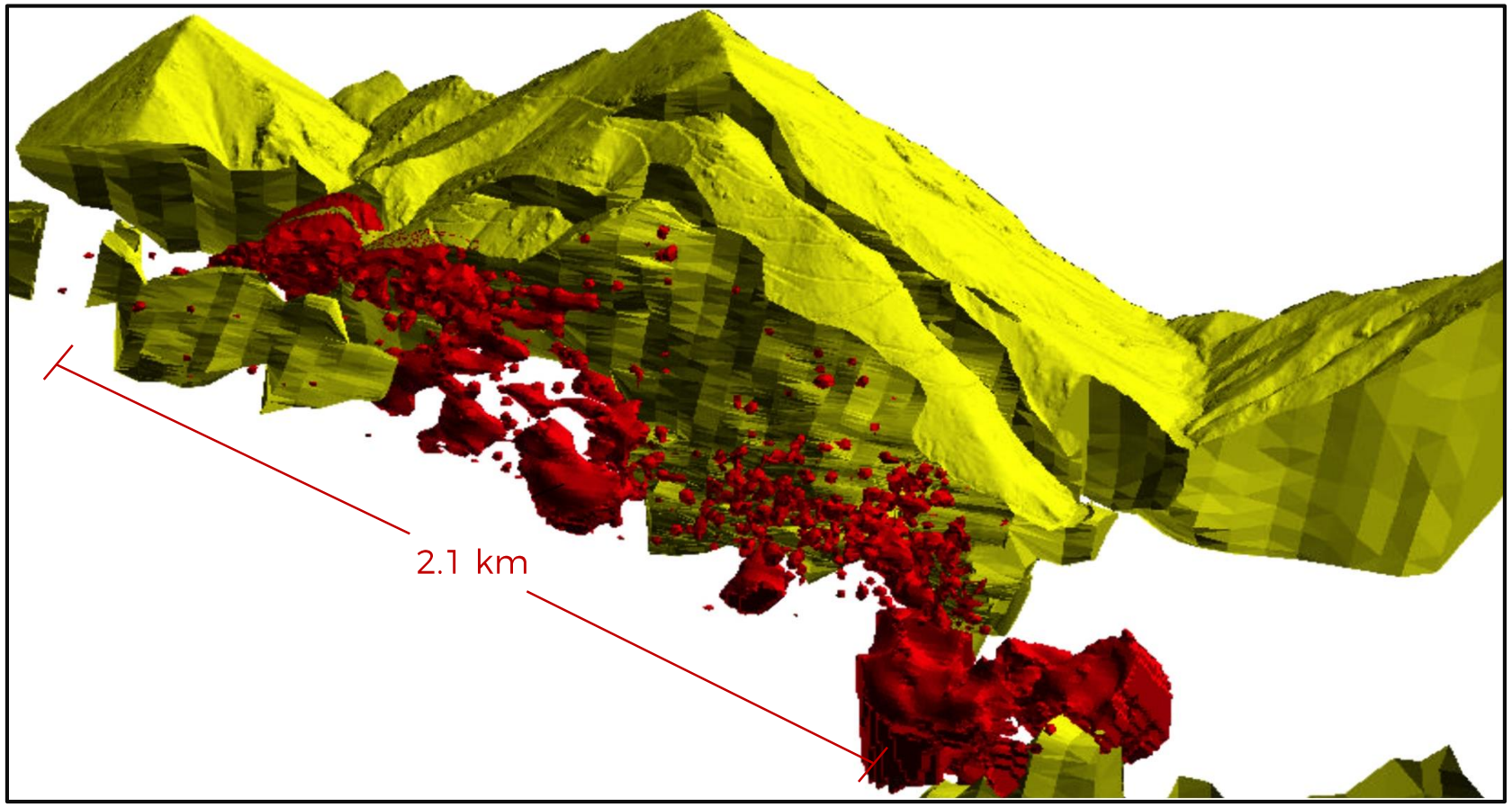

EXPLORATION UPSIDE

SIGNIFICANT HIGH PRIORITY DISTRICT TARGETS

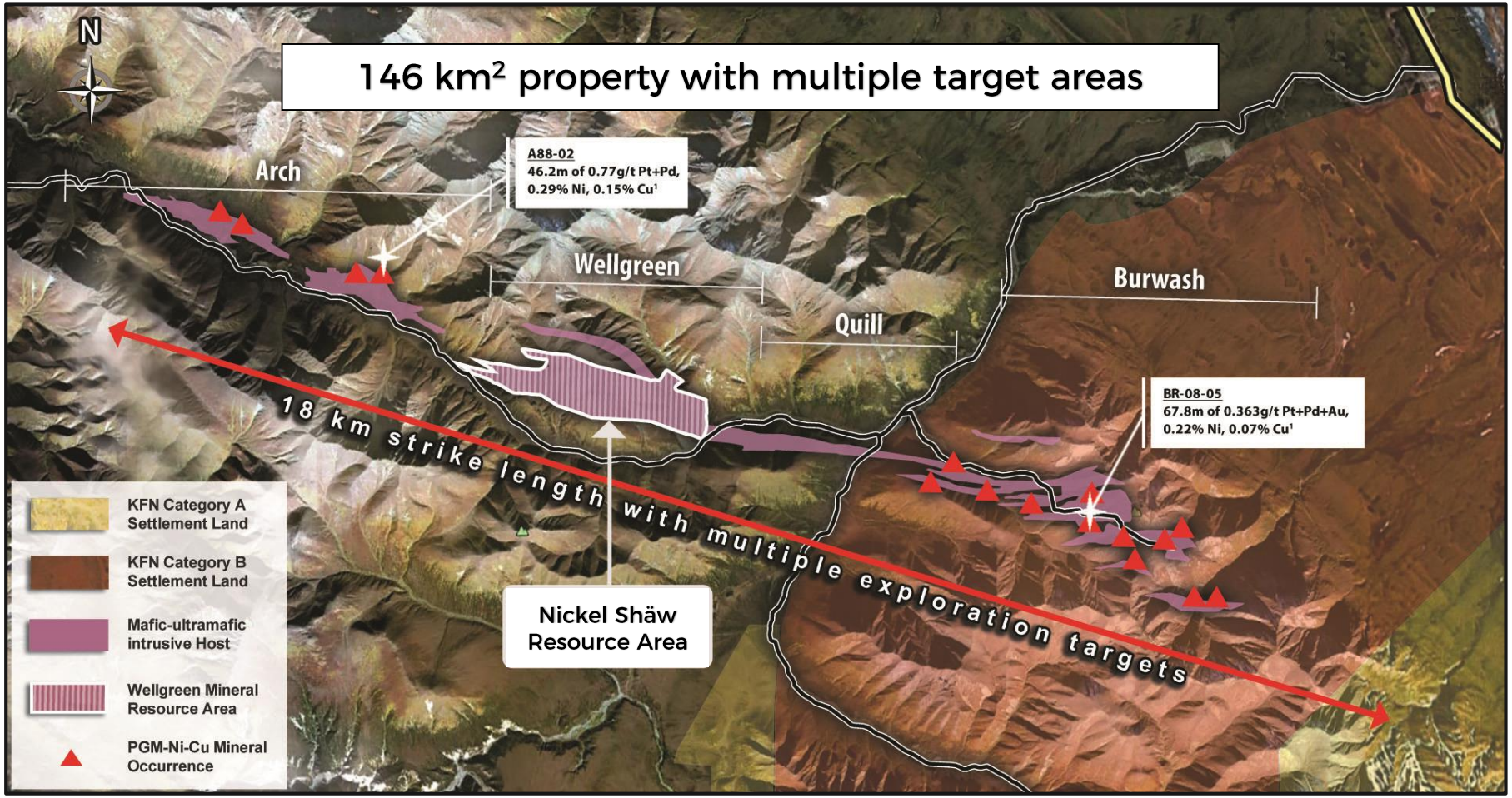

EXPLORATION UPSIDE

QUILL AND BURWASH LIGHT UP IN GEOPHYSICS

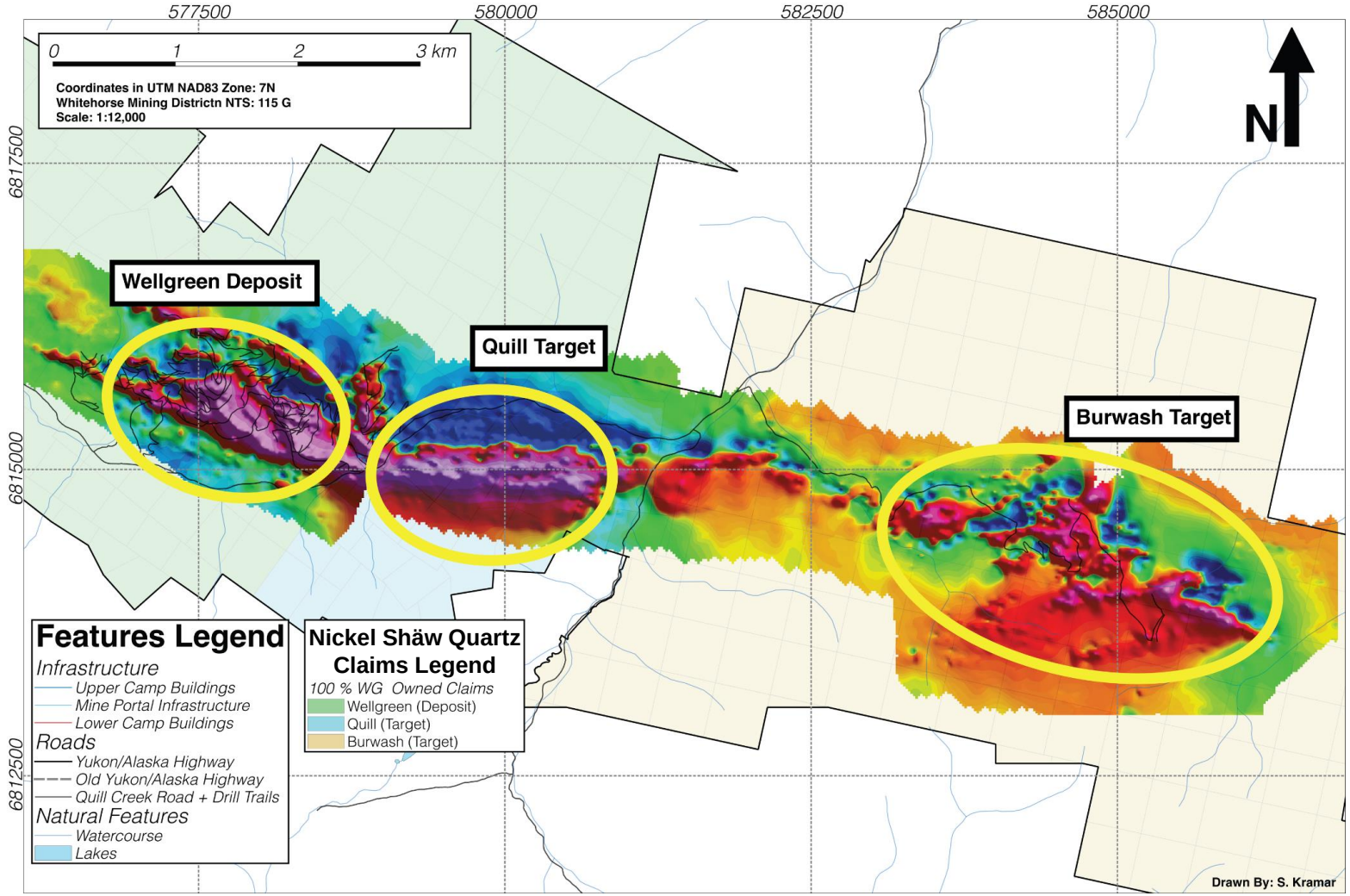

PATH TO SUCCESS

COMBINING TOGETHER TO ADD SHAREHOLDER VALUE

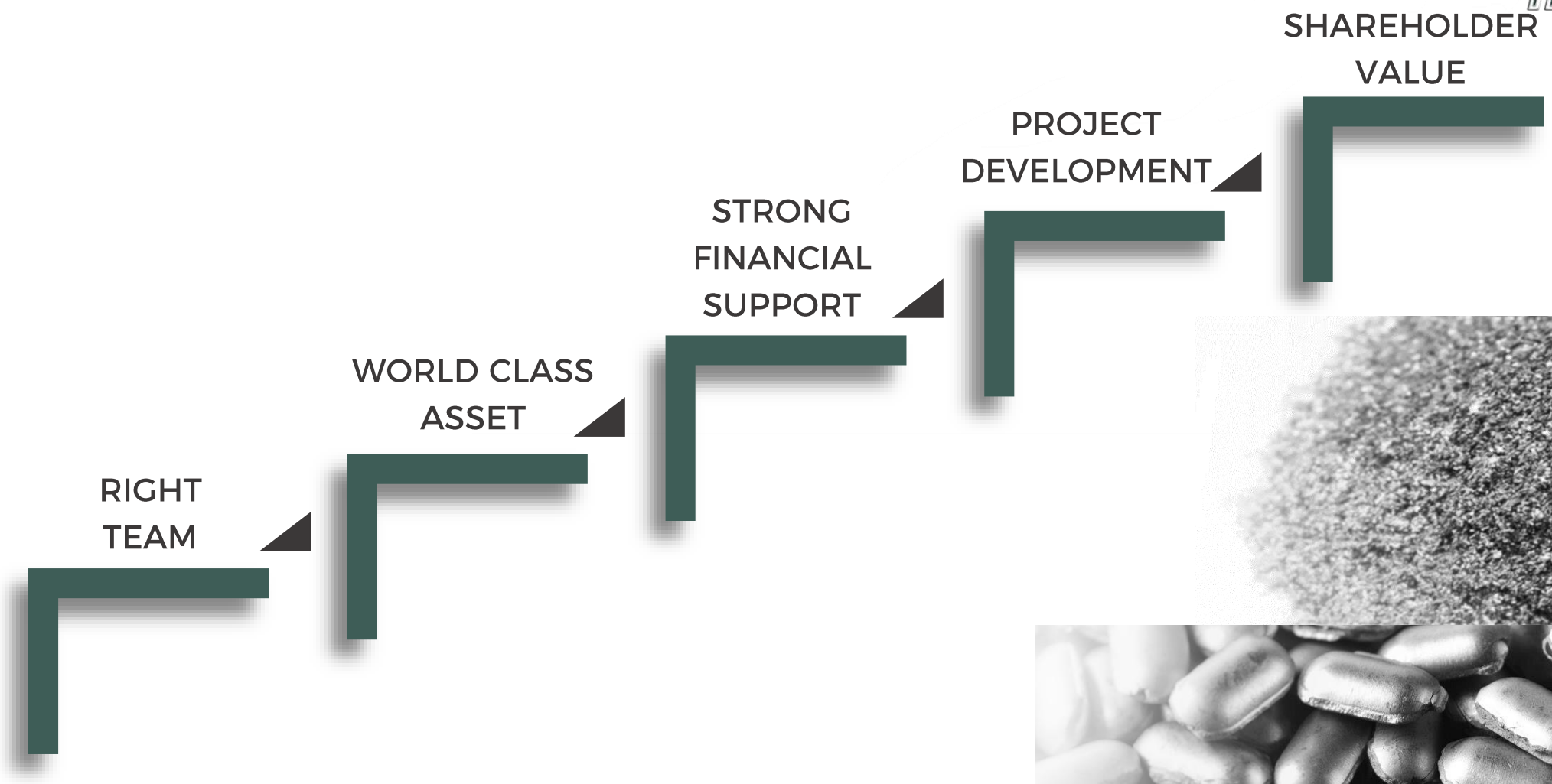


NiCKEL
CREEK
PLATINUM

APPENDICES

RESOURCE ESTIMATE

LARGE OPEN PITTABLE DEPOSIT WITH SIGNIFICANT PAYABLE METALS

NI 43-101 Resource Estimate

Tonnes	Ni	Cu	Pt	Pd	Au	Co	Ni	Cu	Pt	Pd	Au	Co
'000 T	%	%	g/t	g/t	g/t	ppm	BBlbs	BBlbs	MMoz	MMoz	MMoz	MMlbs
Measured & Indicated												
362,000	0.26	0.14	0.23	0.24	0.04	150	**2.08**	**1.09**	**2.69**	**2.84**	**0.47**	**121**
Inferred												
118,600	0.28	0.12	0.22	0.25	0.03	150	**0.74**	**0.31**	**0.83**	**0.96**	**0.12**	**40**

*Resource estimate prepared by Independent Mining Consultants, dated June 26, 2017. Calculations were based on a pit constrained resource using Ni $7.75/lb, Cu $3.00/lb, Co $11.80/lb, Pt $1,350/oz, Pd $860/oz, Au $1,400/oz. The average calculated process recoveries for the metals in the mineral resource are: Ni 59.2%, Cu 77.7%, Pt 53.3%, Pd 60.4%, Au 78.3%, and Co 60.9%.

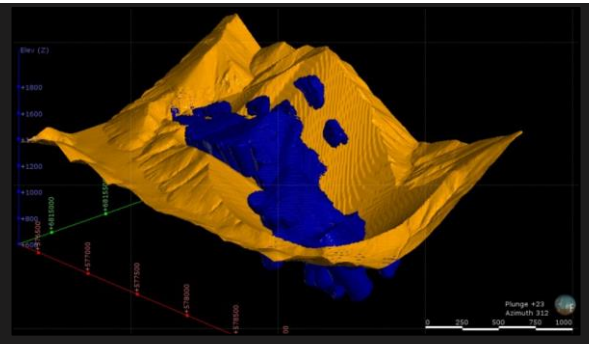

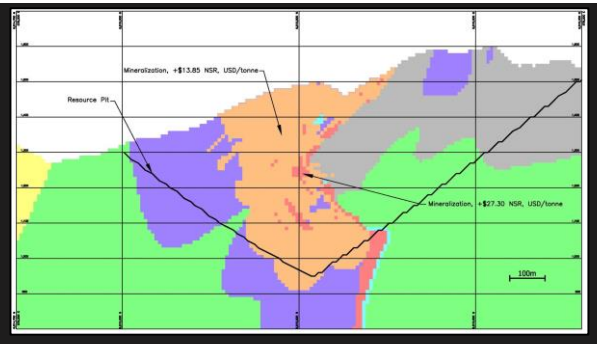

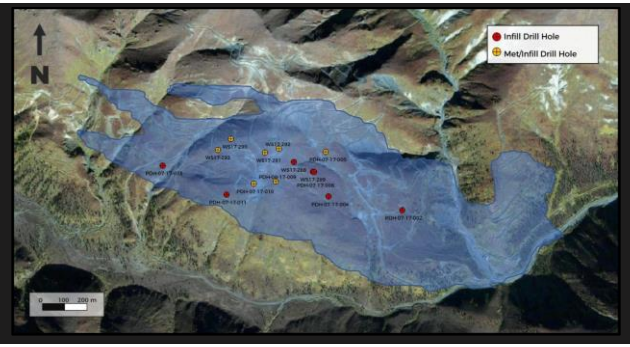



METALLURGICAL RESULTS

POSITIVE INITIAL MET RESULTS INDICATED OPPORTUNITIES FOR FURTHER IMPROVEMENT





PHASE 1 MET RESULTS

- Focused on producing single bulk NiCu-PGM concentrate from key domains: peridotite and clinopyroxenite
- Initial testing succeeded in producing a high quality, marketable 12% Ni+Cu bulk concentrate
- Confirmed deposit samples are amenable to concentration using conventional SAG mill/ball mill grinding, followed by flotation and magnetic separation
- Testing indicated potential to produce separate, marketable nickel and copper concentrates and/or a single higher grade (15%+) Ni+Cu bulk concentrate
- Phase 2 metallurgical testing commenced in Q3/17

Recoveries for Phase 1 Metallurgical Program

	Copper	Nickel	Platinum	Palladium	Gold	Pt+Pd+Au
	%	%	%	%	%	%
PERIDOTITE						
12% Ni+Cu bulk concentrate	73	59	54	59	79	58
CLINOPYROXENITE						
14% Ni+Cu bulk concentrate	93	71	59	80	86	71

COMPARABLE PROJECTS

THERE ARE FEW COMPARABLE PROJECTS THAT ARE NOT OWNED BY A MAJOR

Comparison of Northern Hemisphere Nickel Sulphide Projects*

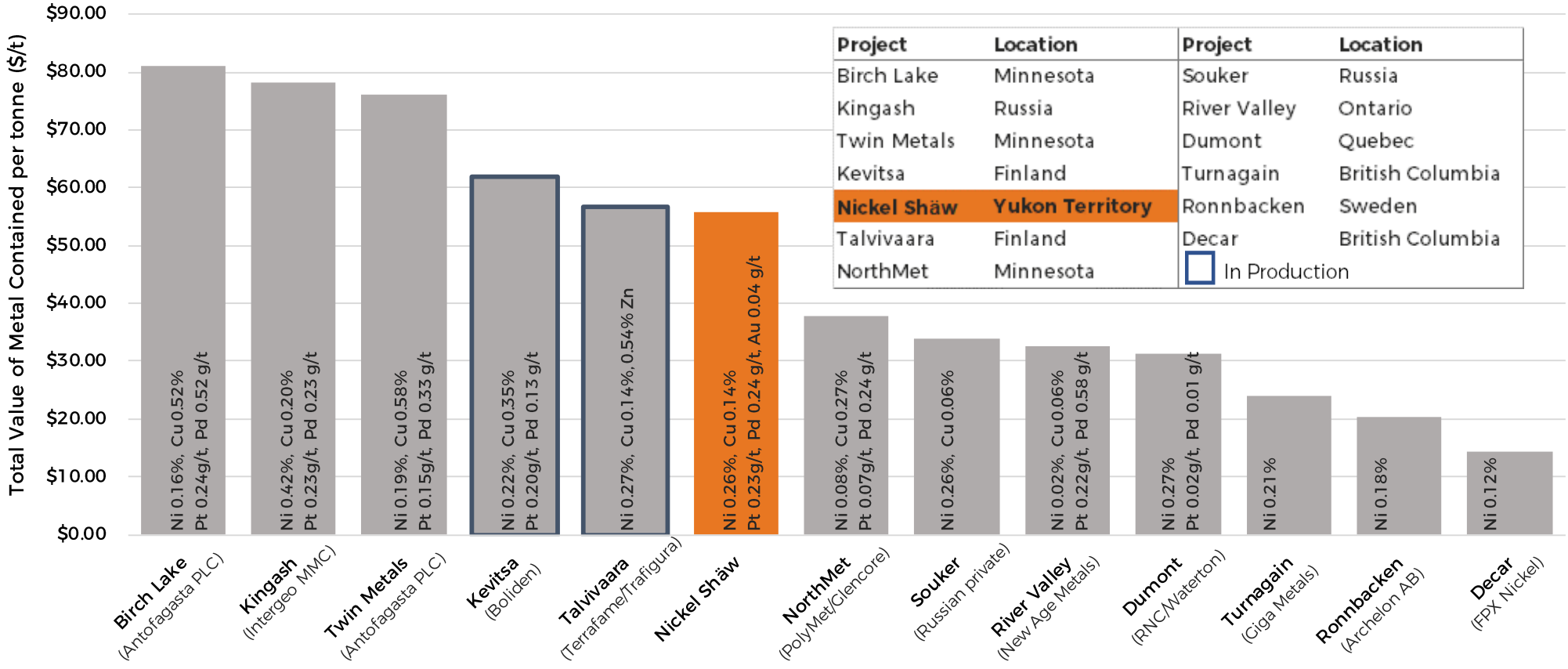

Project	Location
Birch Lake	Minnesota
Kingash	Russia
Twin Metals	Minnesota
Kevitsa	Finland
Nickel Shäw	**Yukon Territory**
Talvivaara	Finland
NorthMet	Minnesota

Project	Location
Souker	Russia
River Valley	Ontario
Dumont	Quebec
Turnagain	British Columbia
Ronnbacken	Sweden
Decar	British Columbia

In Production

* Total Contained Metal Value per tonne is a calculation of M&I resource ounces (pounds) multiplied by metal price assumptions divided by M&I resource tonnages. It does not incorporate recoveries or payables. This chart uses metal price assumptions of $5.20/lb nickel, $3.00/lb copper, $1,000/oz platinum, and $930/oz palladium.

NICKEL MARKET

NICKEL LEADING THE PACK FOR "URBANIZATION COMMODITIES" DEMAND

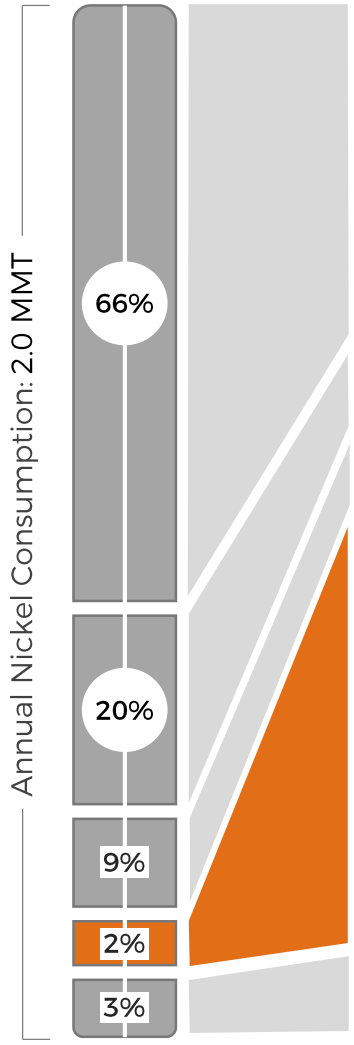

STAINLESS STEEL

- Nickel is a $30 billion per year industry with 66% of nickel going into stainless steel production
- Series 300 stainless steel, which is the most widely used stainless steel in the world is 74% steel, 18% chromium, and 8% nickel
- Alloying allows for steel to maintain steel strength at extreme temperatures, withstands prolonged exposure to salt water, acids, and alkalis
- 65% of stainless steel is used in kitchen appliances, utensils, washing machines, and other household uses

ALLOYS

- Nickel is used in over 3,000 other alloys, including nickel-based super alloys

PLATING

- Nickel plating is used for decorative and engineering applications

BATTERIES

- Nickel used in batteries has historically represented a smaller portion of nickel demand, primarily in NiMH and NiCd batteries
- Demand for nickel in batteries is growing as a primary material in the cathode of lithium-ion (Li-Ion) batteries
- Nickel forms a primary component of these batteries (ex. Tesla batteries are 75%+ nickel)
- Due to the high cost and limited supply of other Li-ion materials (i.e. cobalt), manufacturers are attempting to increase the proportion of nickel
- Nickel demand in batteries has been **forecast to increase by 400k tonnes over the next five years**

OTHER

- Other uses include coins, electronics, etc.

Sources: USGS Nickel Commodity Summary (Jan. 17), Nickel Institute, International Nickel Study Group (INSG), Wood Mackenzie Limited

NICKEL MARKET

NICKEL SULPHIDE PRODUCTION EXPECTED TO DECLINE

- Extended period of low prices has resulted in few opportunities for new supply
- Collapse of expansionary and sustaining capital spending over the last few years will have a material impact on supply
- Nickel sulphide projects are declining due to an absence in new project discovery since the Voisey's Bay discovery
- Supply growth is limited to laterite mines in higher political risk jurisdictions (ex. Philippines and Indonesia)
- Laterite projects by their nature are extremely high cost and require significant processing to produce a higher value concentrate

Global Production Forecast From Nickel Sulphide Deposits

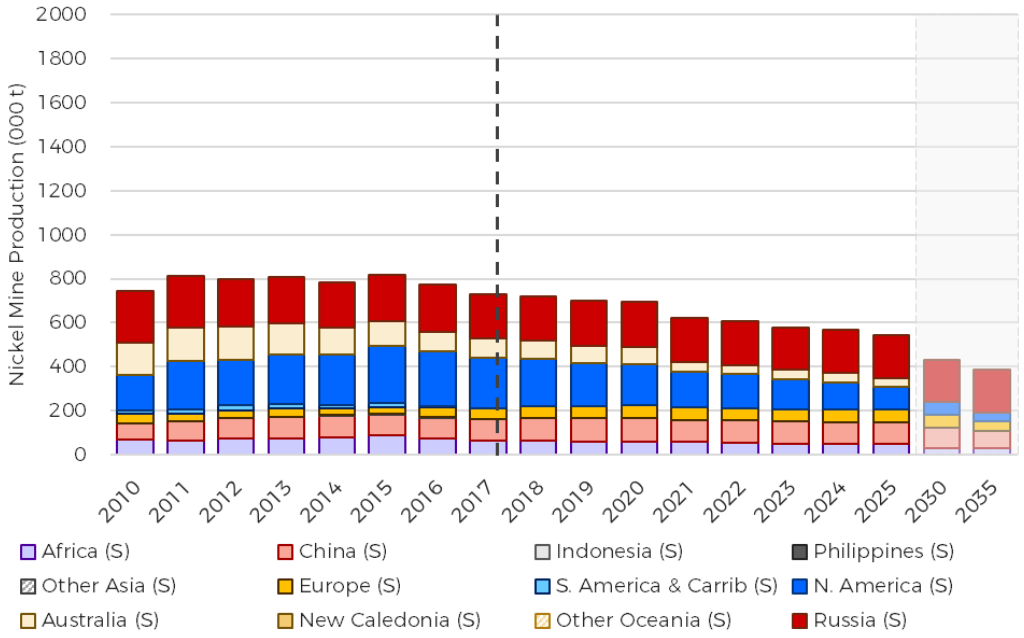

Source: Wood Mackenzie Limited

Global Production Forecast From Nickel Laterite Deposits

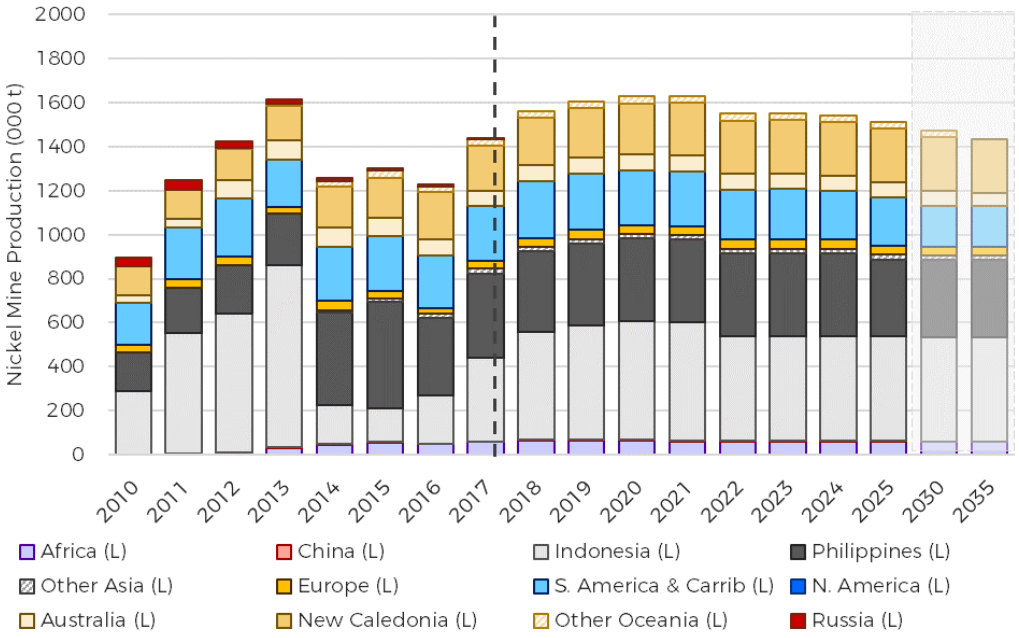

Source: Wood Mackenzie Limited

NICKEL MARKET

NICKEL BALANCE MOVING INTO NET DEFICIT POSITION

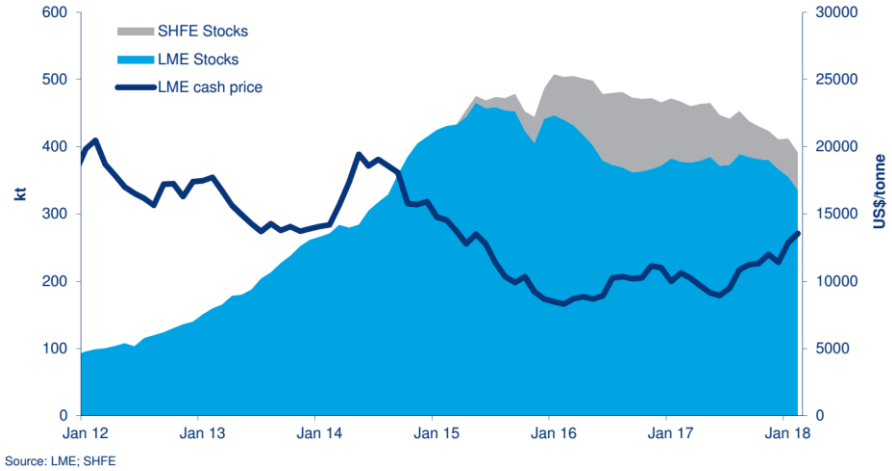

Source: LME; SHFE

- LME and SHFE nickel stockpiles remain high, yet are starting to decline on increased Chinese stainless steel production and smelter closures in Indonesia
- Low prices have resulted in industry-wide cuts in production, from mines to smelters, which puts pressure on supply
- Nickel supply/demand balance is expected to turn a corner moving the nickel market into a net deficit position – though it will take a couple years to work through stockpiles
- Outside of Sino-Indonesian developments, there are very few projects being actively pursued that can materially boost global nickel output by 2021

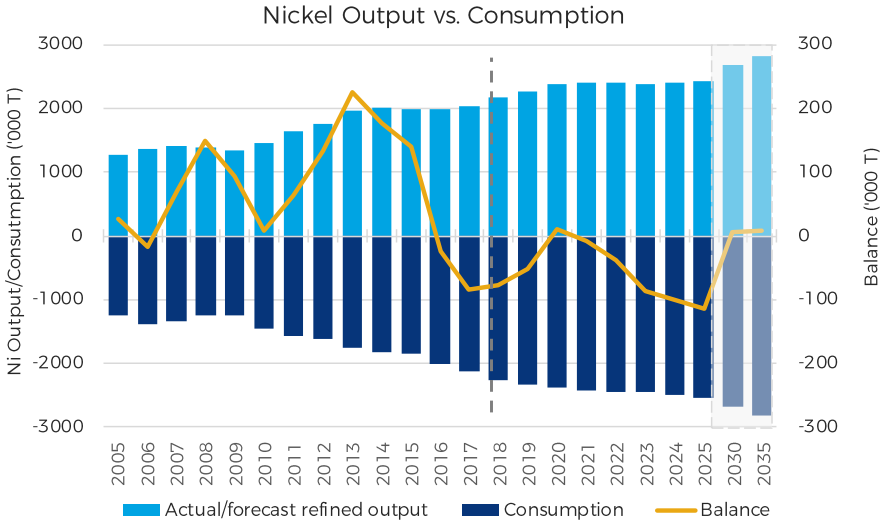

Source: Wood Mackenzie Limited

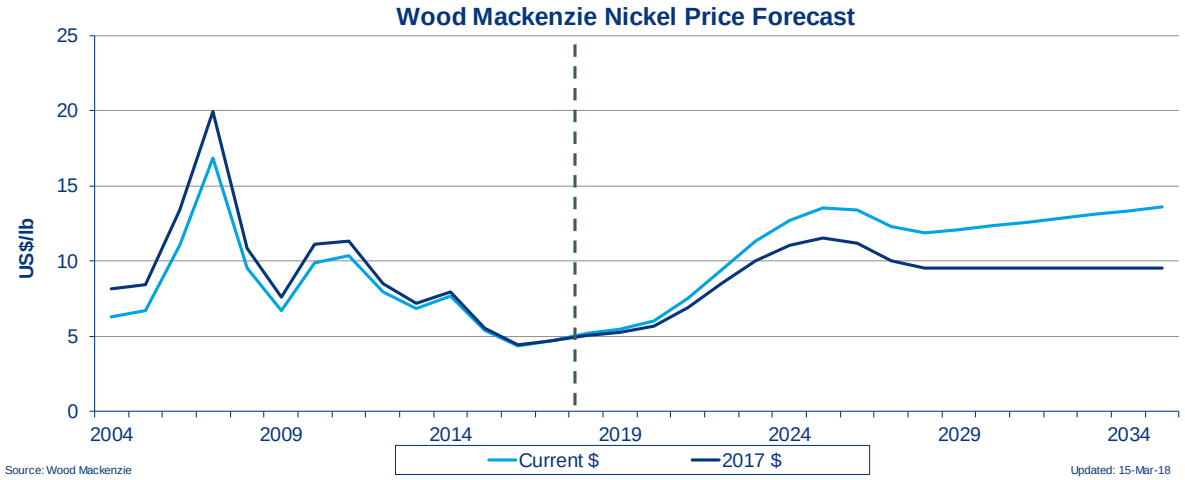

STRATEGIC PRECIOUS METALS IN NORTH AMERICA

SUPPLY

- Platinum is one of the least abundant of earth's metals
- The bulk of the world's platinum supply is associated with high geopolitical risk – 92% of the world's platinum is produced in South Africa, Russia, and Zimbabwe
- Unlike gold and silver, platinum and palladium were once declared strategic metals by the US due to their catalytic properties and uses
- Production has been slowly declining due to the increased cost of mining in higher risk jurisdictions coupled with declining grades from mature assets

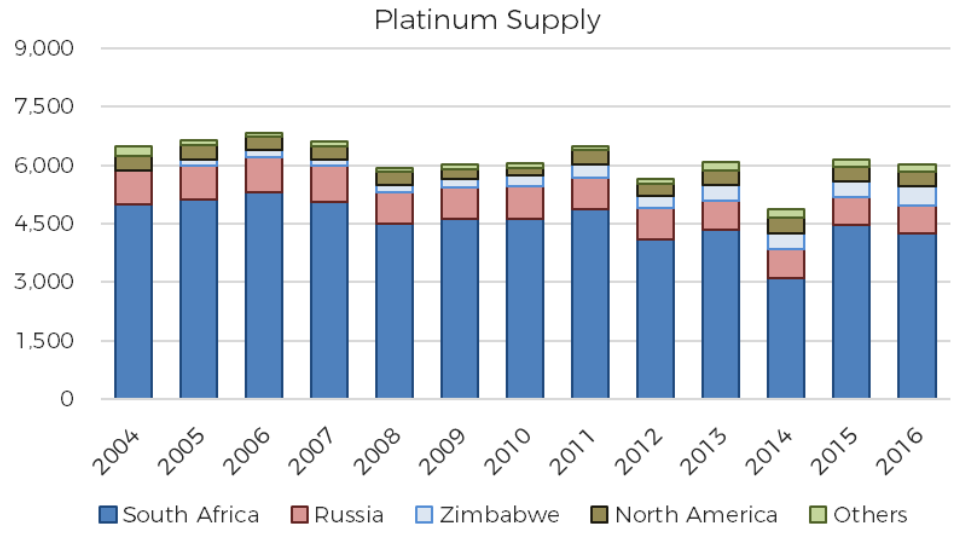

Source: Johnson Matthey

DEMAND

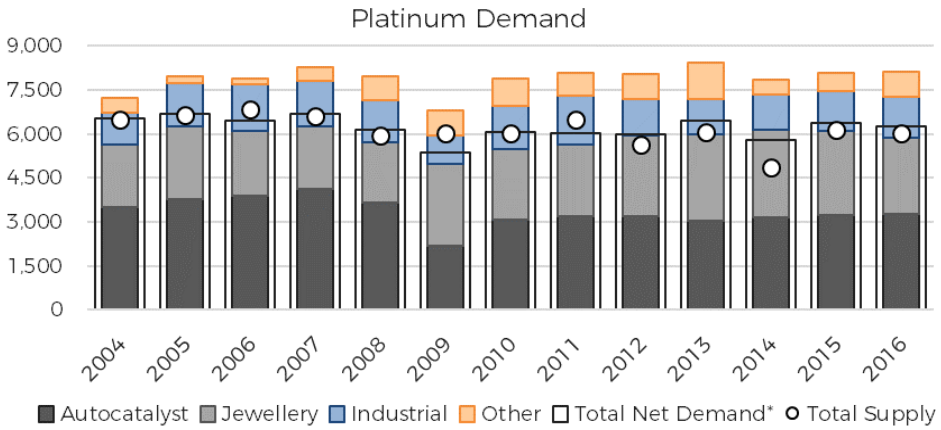

* Total demand less recycling
Source: Johnson Matthey

- Platinum demand: 39% auto industry (diesel), 35% jewelry, 16% industrial, 6% investment, and 4% other. While 85% of Palladium demand is associated with the auto industry
- Autocatalyst demand is expected to continue to grow from the BRIC countries
- Fuel cell vehicles use more than 2x the amount of platinum than internal combustion
- On Dec 23, 2016, Chinese government announced that by July 1, 2020 all vehicles in the Chinese market will have to effectively comply with current US and EU emission standards
- Platinum's industrial uses include as a catalyst for higher octane fuel, improved chemical process efficiency, liquid crystal displays, media storage capacity, and its biocompatibility has increased its healthcare uses

CAPITAL EVENTS

RECENT FINANCING HISTORY

All prices are in Canadian dollars

Announcement Date	Capital	Shares/Units	Price	Warrant
August 2, 2017	**$6.5 MM**	25,120,056	$0.26	Half warrant, 5 yrs, $0.35
	$3.0 MM (FT)	8,675,535	$0.35	Half warrant, 5 yrs, $0.35
		Key Institutions		
		Electrum Strategic Opportunities Fund LP		Maintained pro rata
		Resource Capital Fund VI LP		Increased ownership to 11%
		Drake Private Investments		Increased ownership to 9%
		Tocqueville Gold Fund		**5%**
June 28, 2016	**$2.0 MM**	6,796,742	$0.30	-
		Key Institutions		
		Electrum Strategic Opportunities Fund LP		Pro rata
		Resource Capital Fund VI LP		Pro rata
		Drake Private Investments		Pro rata
		Insiders		
March 10, 2016	**$14.1 MM**	70,500,000	$0.20	Full warrant, 5 yrs, $0.27
		Key Institutions		
		Electrum Strategic Opportunities Fund LP		**26%**
		Resource Capital Fund VI LP		Pro rata
		Drake Private Investments		Pro rata
November 4, 2015	**$3.3 MM**	13,060,000	$0.25	Full warrant, 3 yrs, $0.40
	$8.1 MM		1.0% NSR	
		Key Institutions		
		Resource Capital Fund VI LP		**9%** + NSR

NOTES

NOTES

NOTES



TSX: NCP | OTCQX: NCPCF