

TSX: NCP | OTCQB: NCPCF

CORPORATE PRESENTATION

November 2019

CAUTIONARY STATEMENTS

The information contained in this presentation ("Presentation") has been prepared by **Nickel Creek Platinum Corp.** ("Nickel Creek" or the "Company") and is being communicated for general background informational purposes only. Except as required by applicable law, the Presentation has not been independently verified and the information contained within is subject to updating, completion, revision, verification and ongoing amendment. Except with respect to statements expressly verified by "Qualified Persons" (as such term is defined in the Canadian Securities Administrators' National Instrument 43-101 – Standards of Disclosure for Mineral Projects ("NI 43-101")), neither the Company, nor its shareholders, directors, officers, agents, employees, or advisors give, has given or has authority to give, any representations or warranties (express or implied) as to, or in relation to, the accuracy, reliability or completeness of the information in this Presentation, or any revision thereof, or of any other written or oral information made or to be made available to any interested party or its advisers (all such information being referred to as "Information") and liability therefore is expressly disclaimed. Neither the communication of this Presentation nor any part of its contents is to be taken as any form of commitment on the part of the Company to proceed with any transaction. This Presentation does not constitute, or form part of, any offer or invitation to sell or issue, or any solicitation of any offer to subscribe for or purchase any securities in the Company, nor shall it, or the fact of its communication, form the basis of, or be relied upon in connection with, or act as any inducement to enter into, any contract or commitment whatsoever with respect to such securities. In furnishing this Presentation, the Company does not undertake or agree to any obligation to provide the attendee with access to any additional information or to update this Presentation or to correct any inaccuracies in, or omissions from, this Presentation that may become apparent either during, or at any time after this Presentation.

Certain statements contained herein constitute "forward-looking information." Forward-looking information look into the future and can be identified by words such as "plans," "intends," anticipates," "should," "estimates," "expects," "believes," "indicates," "targeting," "suggests," "potential," and similar expressions. Statements involving forward-looking information are based on current expectations and entail various risks and uncertainties. Actual results may vary from the forward–looking information and materially differ from expectations, if known and unknown risks or uncertainties affect our business, or if our estimates or assumptions prove inaccurate. Investors are advised to review the Company's Annual Information Form filed at www.sedar.com for a detailed discussion of investment risks.

Unless otherwise indicated, Nickel Creek Platinum Corp. has prepared the scientific and technical information in this Presentation (collectively, the "Technical Information") based on information contained in (i) the Company's news release dated September 25, 2018 ["Nickel Creek Provides Update on Nickel Shäw Project"] including the updated resource estimate ("the Resource") as prepared by John Marek RM-SME, Professional Engineer Yukon Territory, and (ii) the Company's prior technical report, entitled, "2017 Mineral Resource Estimate On The Wellgreen Ni-Cu-PGM Project, Yukon Canada", dated effective June 26, 2017 and prepared by John Marek, P. Geo., Independent Mining Consultants Inc., Lyn Jones, P. Eng., AGP Mining Consultants Inc., Gordon Zurowski, P. Eng., AGP Mining Consultants Inc., and Heida Mani,. MSc., MBA, GEMS, all of whom are independent Qualified Persons in accordance with NI 43-101, and (iii) the Company's news releases dated March 1, 2017 ["Wellgreen Platinum Announces Results of Metallurgical Testwork"] and July 10, 2018 ["Nickel Creek Succeeds at Separating Nickel and Copper Concentrates for Nickel Shäw Project"] (collectively, the "Disclosure Documents"). The Disclosure Documents are available under the Company's profile on SEDAR at www.sedar.com. For readers to fully understand the information in this Presentation, they should read the Disclosure Documents in their entirety, including all qualifications, assumptions and exclusions that relate to the information set out in this Presentation that qualifies the Technical Information. Readers are advised that Mineral Resources are not Mineral Reserves because they do not have demonstrated economic viability. The Disclosure Documents are each intended to be read as a whole, and sections should not be read or relied upon out of context. The Technical Information is subject to the assumptions and qualifications contained in the Disclosure Documents.

The Company has included in this Presentation certain non-GAAP measures. The non-GAAP measures do not have any standardized meaning within Canadian GAAP and therefore may not be comparable to similar measures presented by other companies. The Company believes that these measures provide additional information that is useful in evaluating the Company. The data presented is intended to provide additional information and should not be considered in isolation or as a substitute for measures of performance prepared in accordance with Canadian GAAP.

Certain information contained in this Presentation with respect to other companies and their business and operation has been obtained or quoted from publicly available sources, such as continuous disclosure documents, independent publications, media articles, third party websites (collectively, the "Publications"). In certain cases, these sources make no representations as to the reliability of the information they publish. Further, the analyses and opinions reflected in these Publications are subject to a series of assumptions about future events. There are a number of factors that can cause the results to differ materially from those described in these publications. None of the Company or its representatives independently verified the accuracy or completeness of the information contained in the Publications or assume any responsibility for the completeness or accuracy of the information derived from these Publications.

Quality Assurance, Quality Control: The Technical Information disclosed in this Presentation has been reviewed and approved by James Berry, the Company's Chief Geologist and a Qualified Person as defined under NI 43-101. Please see the Resource Estimate (which is available under the Company's SEDAR profile at www.sedar.com) for a description of data verification and quality assurance and quality control procedures.

Cautionary Note to United States Investors: This Presentation uses the terms "Measured", "Indicated" and "Inferred" Resources. United States investors are advised that while such terms are recognized and required by Canadian regulations, the United States Securities and Exchange Commission does not recognize them. "Inferred Mineral Resources" have a great amount of uncertainty as to their existence, and as to their economic and legal feasibility. It cannot be assumed that all or any part of an Inferred Mineral Resource will ever be upgraded to a higher category. United States investors are cautioned not to assume that all or any part of Measured or Indicated Mineral Resources will ever be converted into Mineral Reserves. United States investors are also cautioned not to assume that all or any part of an Inferred Mineral Resource exists, or is economically mineable.

All figures are expressed in **US dollars** unless otherwise noted.

INTRODUCING NICKEL CREEK

NICKEL CREEK OFFERS A UNIQUE OPPORTUNITY THAT SEPARATES US FROM OUR PEERS.



NICKEL SHÄW PROJECT

- Large scale nickel-copper sulphide and PGM deposit
- Located in the Yukon, exceptional access to infrastructure
- 1.9 BBlbs nickel, 1.1 BBlbs copper, 107 MMlbs cobalt, and 5.8 MMoz PGM's+Au*
- 25+ year mine life

COMMODITIES FOR THE FUTURE

- Nickel, copper, and cobalt are essential ingredients to meet the growing demand for electric vehicles and energy storage
- Platinum and palladium unique in the western hemisphere

SHAREHOLDER SUPPORT

- Large, strategic institutional shareholders
- 58% of shares held by six key institutions

MANAGEMENT TEAM

- Proven experience in project advancement, development and operations
- Aggressively seeking strategic acquisitions to expand company

* Total Measured + Indicated Resource: 323.4 MMT containing 0.26% Ni, 0.16% Cu, 0.253 g/t Pt, 0.255 g/t Pd, 0.046 g/t Au, and 150 ppm Co

SHAREHOLDERS & SHAREHOLDER DATA

WHEN IN DOUBT – FOLLOW THE SMART MONEY …

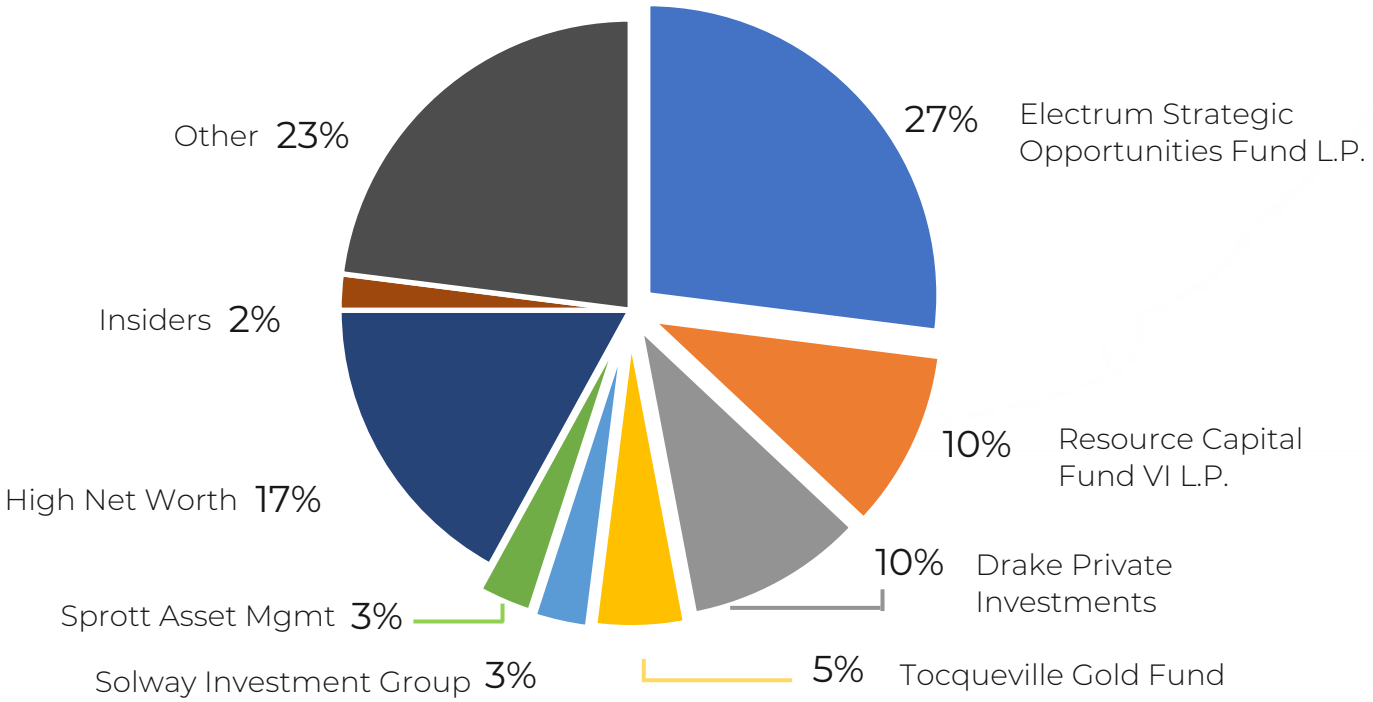

BALANCE SHEET & SHARE INFORMATION

C$, as of November 5, 2019

Symbol	TSX: NCP/ OTCQB: NCPCF
Share Price (*as of November 5, 2019*)	$0.08
Market Capitalization	$21.7 MM
Cash	$1.5 MM
Debt	Nil
Shares Outstanding	271.4 MM
Warrants *(avg. exercise price: $0.23)*	122.3 MM
Stock Appreciation Rights (SARs)	6.7 MM
Options, DSUs	17.9 MM
Fully diluted shares*	411.6 MM
52-week High-Low *(as of November 5, 2019)*	$0.145 - $0.03

**Excludes SARs*

MANAGEMENT TEAM

Diane R. Garrett, Ph.D.	President & CEO
Heather White, P. Eng.	COO
Joe Romagnolo, CPA, CA	CFO
James Berry, P.G.	Chief Geologist

IN A WORLD-CLASS DISTRICT

OPERATING IN ONE OF THE BEST MINING DISTRICTS IN THE WORLD

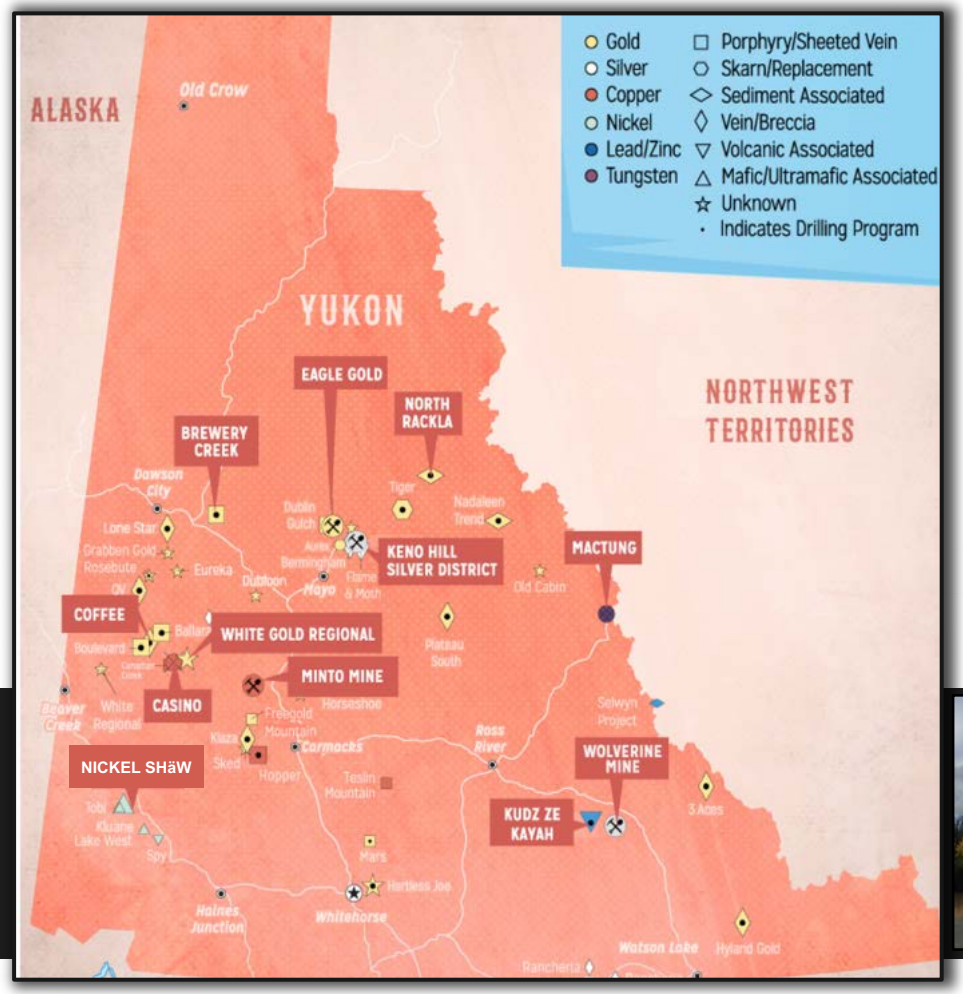

Source: Visual Capitalist

THE YUKON ADVANTAGE

- Rated in global top 15 for Mining Investment Attractiveness by Fraser Institute *(Fraser Institute Annual Survey of Mining Companies 2017)*
- Government supportive of mining
- Growing investment from major gold producers including Goldcorp, Agnico-Eagle, Barrick, and Newmont
- Exploration spending has more than doubled over the last year
- Strong support of Kluane First Nation
- Community involvement is a priority






NICKEL SHÄW PROJECT OVERVIEW

LARGE NICKEL SULPHIDE DEPOSIT – NI 43-101 (OCTOBER 2018)



Nickel

1.9 BBlbs

0.26% Ni

PGM + Au

5.8 MMoz

0.25 g/t Pt, 0.26 g/t Pd, 0.05 g/t Au



Copper

1.1 BBlbs

0.16% Cu



Cobalt

107 MMlbs

150 ppm Co

Measured & Indicated Resources*

56%**	**22%**	**12%**	**9%**

* Total Measured + Indicated Resource: 323.4 MMT containing 0.26% Ni, 0.16% Cu, 150 ppm Co, 0.253 g/t Pt, 0.255 g/t Pd, and 0.046 g/t Au; Total Inferred Resource: 108.1 MMT containing 0.29% Ni, 0.15% Cu, 160 ppm Co, 0.256 g/t Pt, 0.279 g/t Pd, and 0.04 g/t Au

** Value of metal contained per tonne of rock using long-term consensus pricing of: $8.25/lb Ni; $3.00/lb Cu; $24.00/lb Co; $1,200/oz Pt; $900/oz Pd; and $1,300/oz Au

RESOURCE ESTIMATE

LARGE OPEN PITTABLE DEPOSIT WITH SIGNIFICANT PAYABLE METALS

43-101 Resource Estimate

	Ni	Cu	Pt	Pd	Au	Co	Ni	Cu	Pt	Pd	Au	Co
	%	%	g/t	g/t	g/t	ppm	BBlbs	BBlbs	MMoz	MMoz	MMoz	MMlbs
Measured & Indicated												
323,400	0.26	0.16	0.253	0.255	0.05	150	**1.88**	**1.11**	**2.63**	**2.65**	**0.48**	**107**
Inferred												
108,100	0.29	0.15	0.256	0.279	0.04	160	**0.69**	**0.36**	**0.89**	**0.97**	**0.14**	**38**

Notes:
- Mineral Resources do not have demonstrated economic viability
- The Qualified Person for the Mineral Resources is John Marek RM-SME, Professional Engineer Yukon Territory
- Average grade calculations on this table are impacted by rounding.
- Tonnages are reported in units of 1,000 metric tonnes (Ktonnes)
- Contained Base Metal reported in units of billion pounds, BBlbs
- Contained Cobalt reported in units of million pounds, MMlbs
- Contained Precious Metal reported in units of a million troy ounces, MMoz
- Metal Prices for Resources Determination in USD:
  - Nickel: $8.25/lb, Copper: $3.00/lb, Cobalt: $24.00/lb
  - Platinum: $1,200/troy oz, Palladium: $900/troy oz, Gold: $1,300/troy oz
- Net of Smelting (NSR) cutoff grades range from $11.51 to $11.74 U.S. Dollars

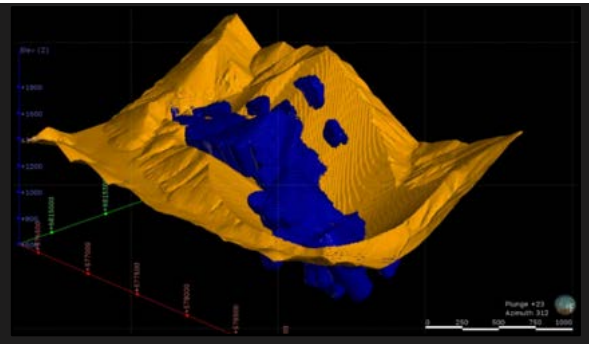

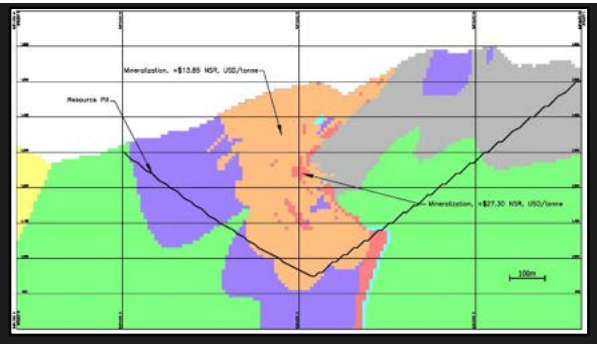

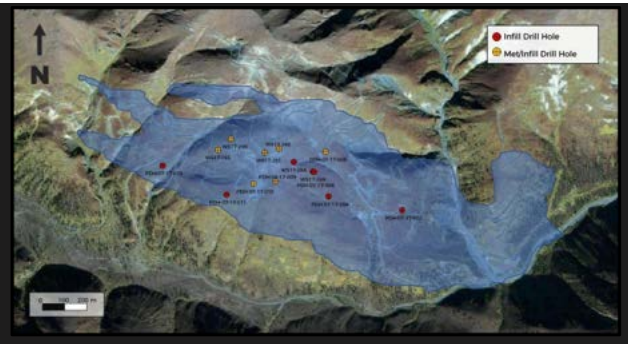



NICKEL, COPPER & COBALT – COMMODITIES FOR THE FUTURE

INTRODUCTION TO THE ELECTRIC VEHICLE MARKET

GLOBAL ELECTRIC VEHICLE (EV) ADOPTION FORECAST

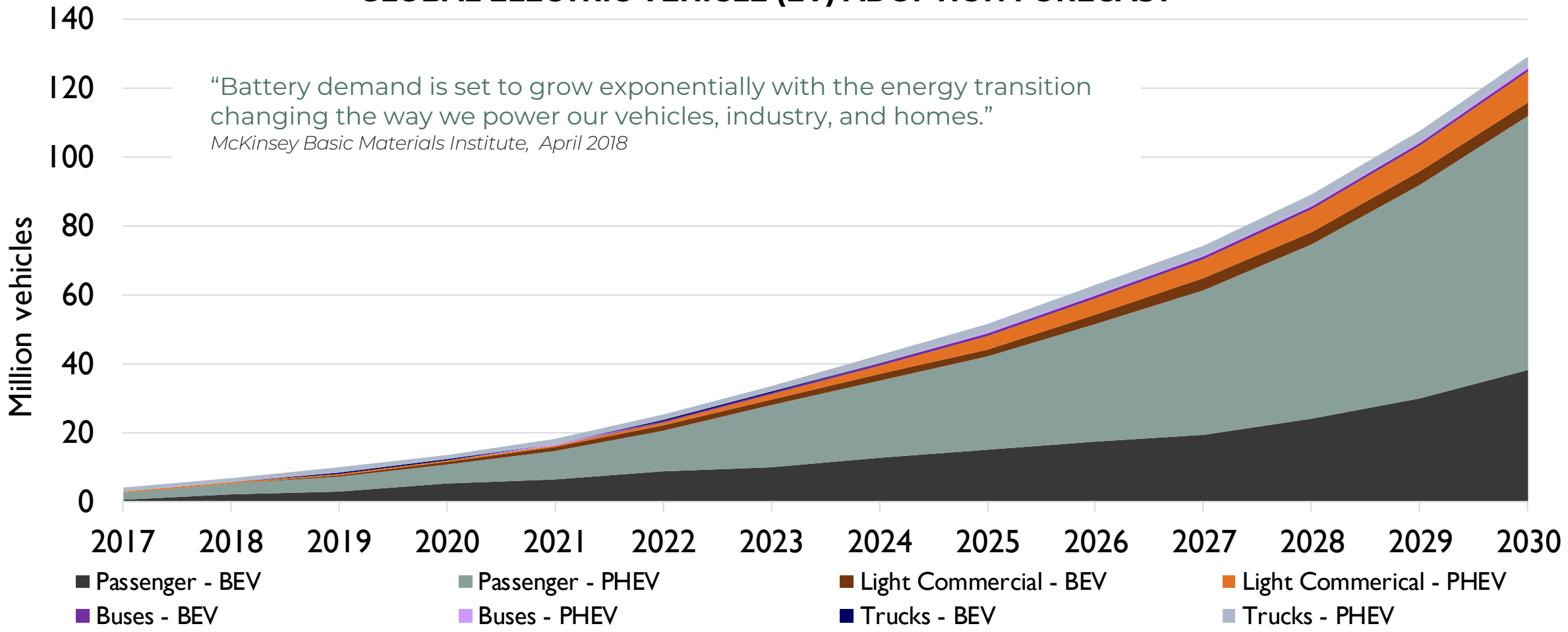

Source: International Energy Agency – Global EV Outlook 2018

BEV = Battery Electric Vehicle PHEV = Plug-in Hybrid Electric Vehicle

NICKEL, COPPER & COBALT – COMMODITIES FOR THE FUTURE

GOVERNMENTS & CORPORATIONS ARE IMPLEMENTING AGGRESSIVE TARGETS FOR ELECTRIC VEHICLES

COUNTRY EV TARGETS

CHINA
- $20 BB/yr in EV subsidies by **2020**

KOREA
- 30% EV adoption rate by **2020**

GERMANY, IRELAND, NETHERLANDS
- Ban internal combustion (IC) engines by **2030**

UK & FRANCE
- Ban sale of all IC engines by **2040**

UNITED STATES
- 8 States targeting 12 MM zero emission vehicles by **2030**

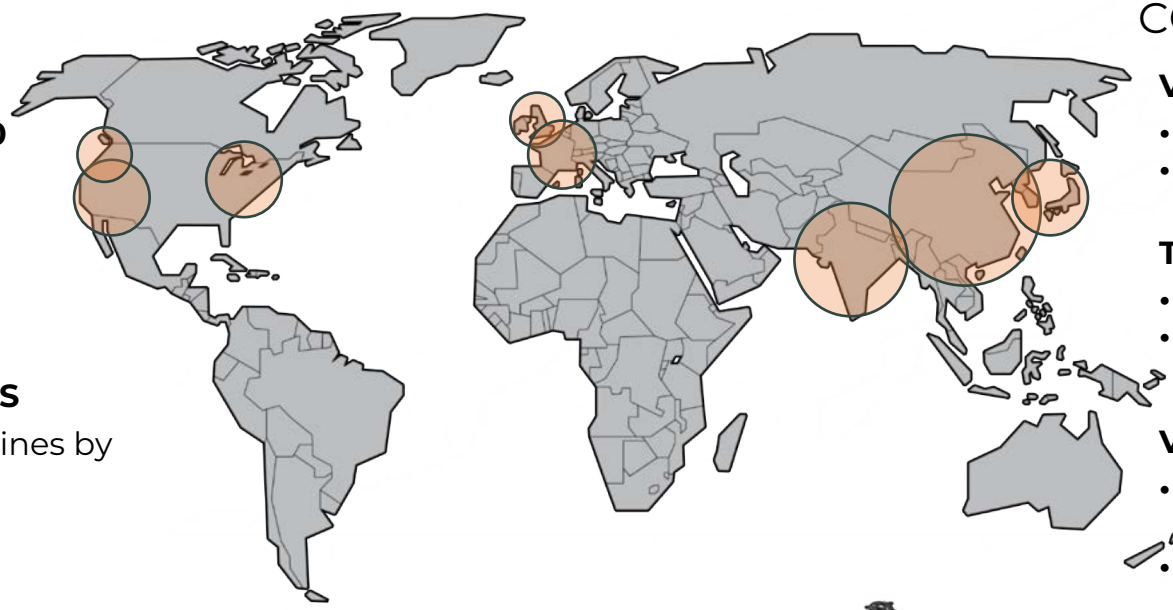



CORPORATION EV TARGETS

VOLKSWAGON
- $48 BB battery purchase contract in 2017
- 50 electric models by **2025**

TOYOTA
- $13 BB in R&D by **2030**
- 50 electric models by **2025**

VOLVO
- Stopping design of internal combustion cars by **2019**
- Target of 1 MM electrified cars by **2025**

GENERAL MOTORS
- 20 electric models by **2023**

CHANGAN AUTOMOBILE
- $15 BB investment in EVs by 2025
- 100% electric models by 2025

NICKEL, COPPER & COBALT – COMMODITIES FOR THE FUTURE

NICKEL IS THE MOST IMPORTANT METAL BY MASS IN LI-ION BATTERIES

"Our cells should be called Nickel-Graphite, because primarily the cathode is nickel …"

Elon Musk

↑ Nickel = ↑ Energy density

↑ Storage Capacity

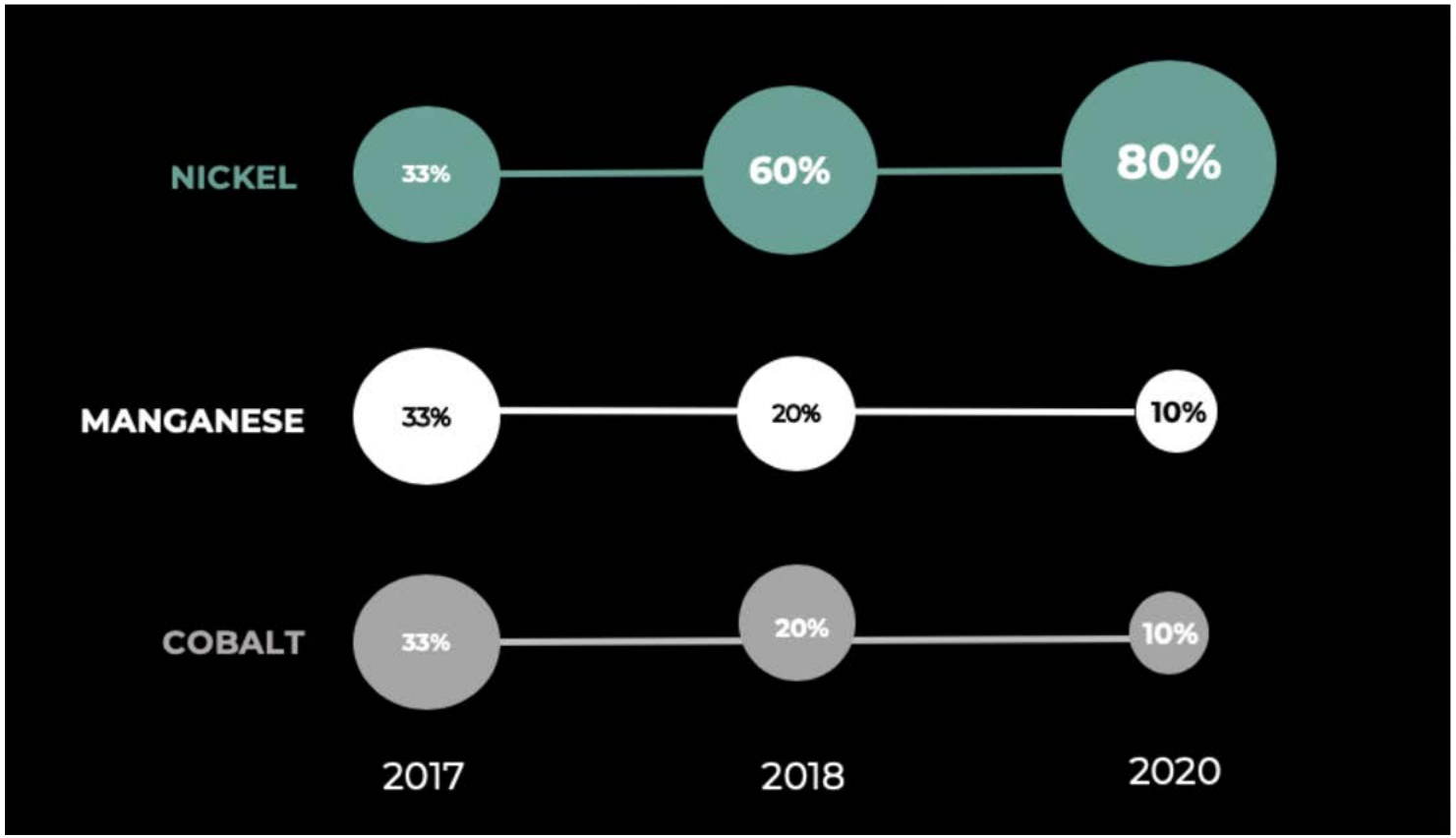

IN A WORLD-CLASS DISTRICT

OPERATING IN ONE OF THE BEST MINING DISTRICTS IN THE WORLD

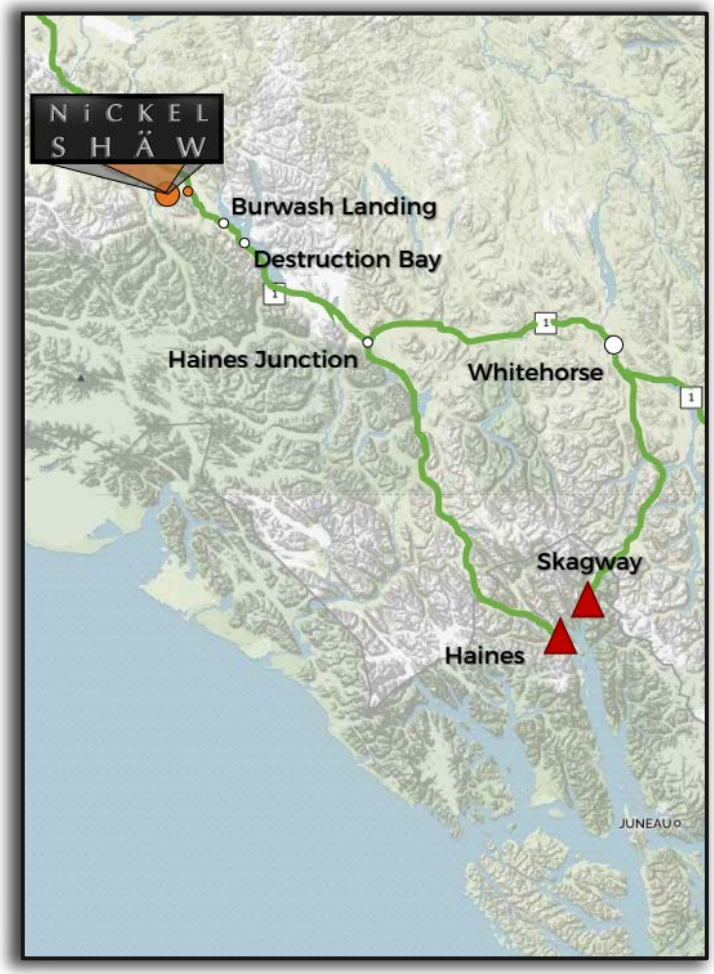

EXCEPTIONAL ACCESS TO INFRASTRUCTURE

- Located three hours west of Whitehorse via paved Alaska Highway
- The deposit is located 14 km southwest of highway via an all-weather road
- Highway access to year-round, deep sea shipping ports (Haines & Skagway, AK)
- Shipping ports and proximity to Whitehorse provides access to LNG for power generation

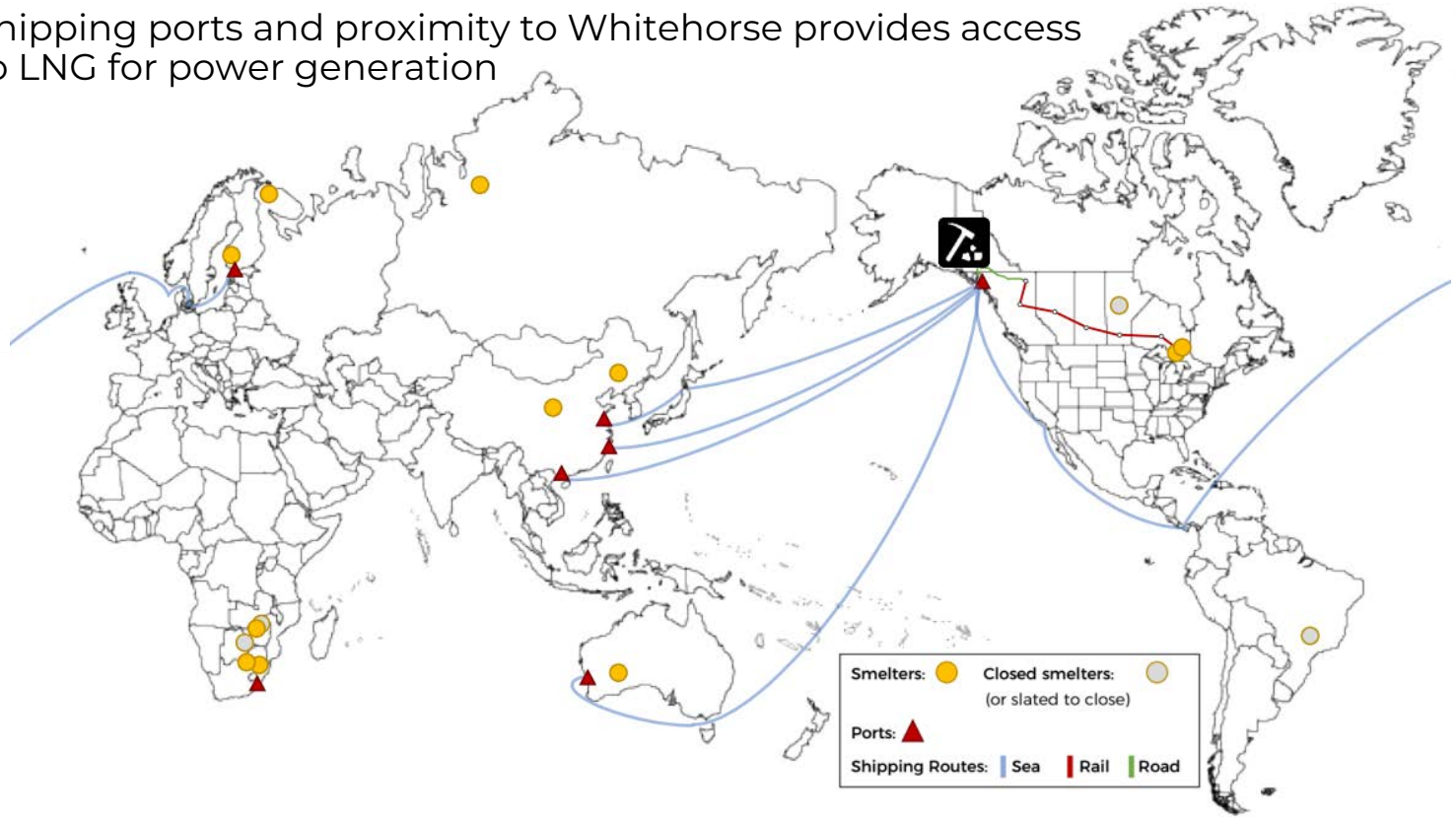

ACCESS TO INFRASTRUCTURE

PROJECT ACCESSIBLE BY ROAD FROM ALASKA HIGHWAY

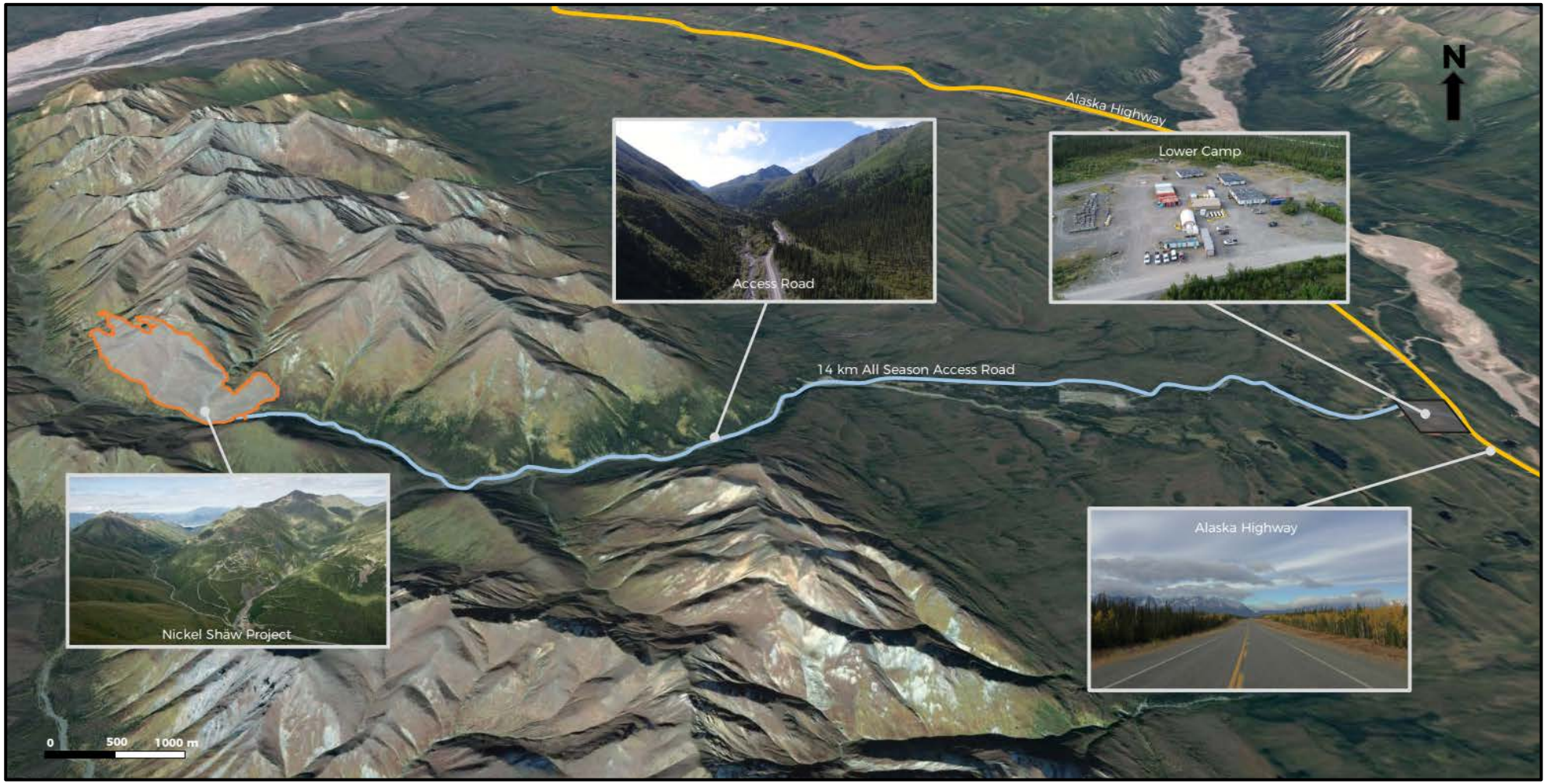

WELLGREEN DEPOSIT



THE NICKEL SHÄW PROJECT

ILLUSTRATION OF DEPOSIT MINERALIZATION



RESOURCE PIT COMPARISON, LOOK SOUTH SW

RED = 2017, BLUE = 2018

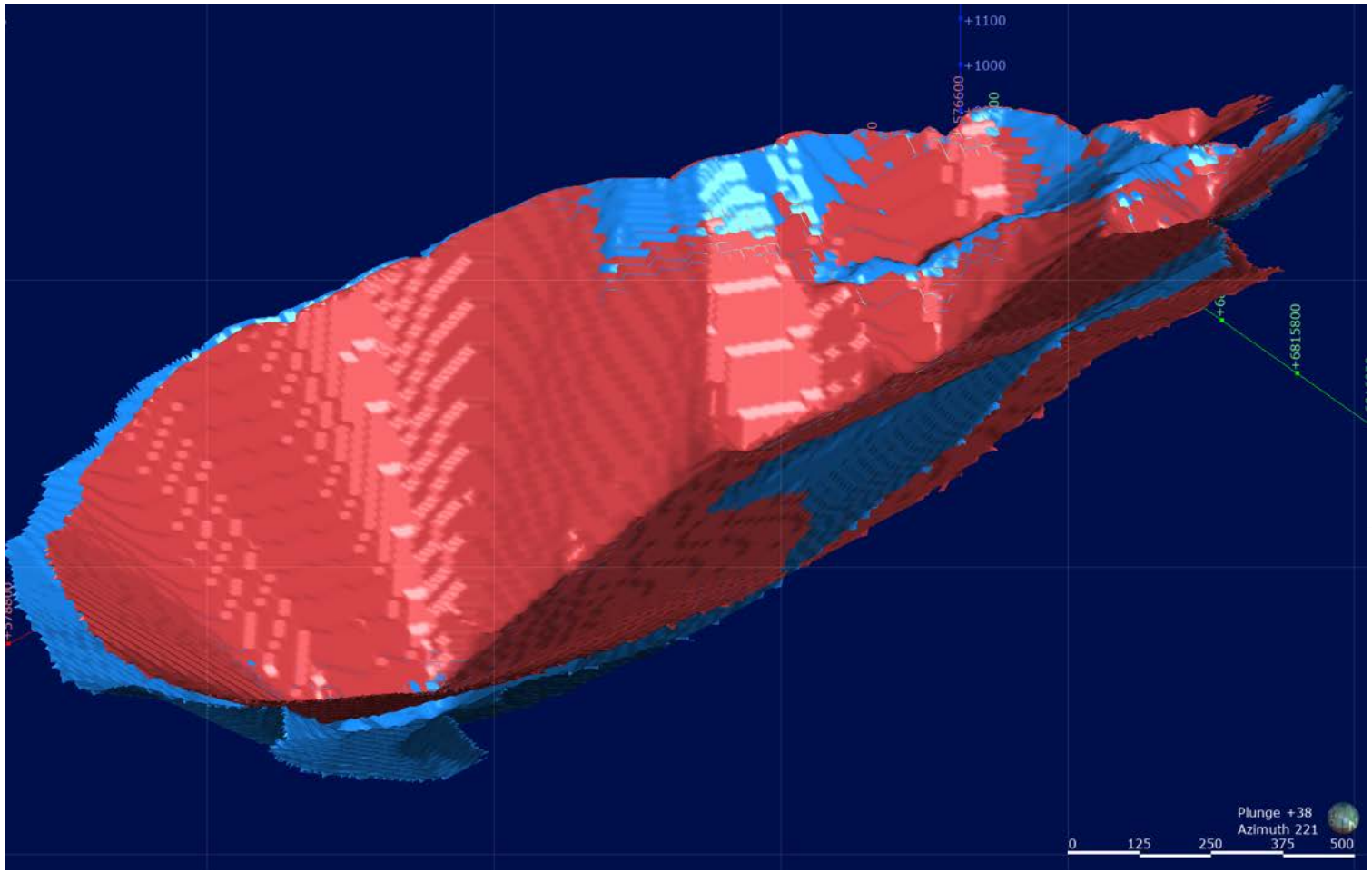

METALLURGY – MINI PILOT PLANT

	Ni	Cu	Cu+Ni	MgO < 6%
	%	%	%	%
Bulk Concentrate	6.1	3.1	9.1	5.6
Ni/Cu Separation				
Ni Concentrate	6.7	1.3	8.0	6.1
Cu Concentrate	1.1	18.0	19.1	0.7

ACTIVITIES AND CATALYSTS

HIGH DEGREE OF TECHNICAL UNDERSTANDING OF NICKEL SHÄW PROJECT



- **Updated Geologic Model**
- **Infill Drill Program**
- **Updated Resource Estimate**
- **Advanced Metallurgy – Pilot Plant**
- **Ni-Cu Separation**
- **Internal Mine Planning & Optimization Studies**
- **Baseline Environmental Studies – Water, Wildlife**
- **Exploring District Potential – Quill Geophysics**
- **Evaluate Acquisition Opportunities**

EXPLORATION UPSIDE

MULTIPLE HIGH PRIORITY TARGETS

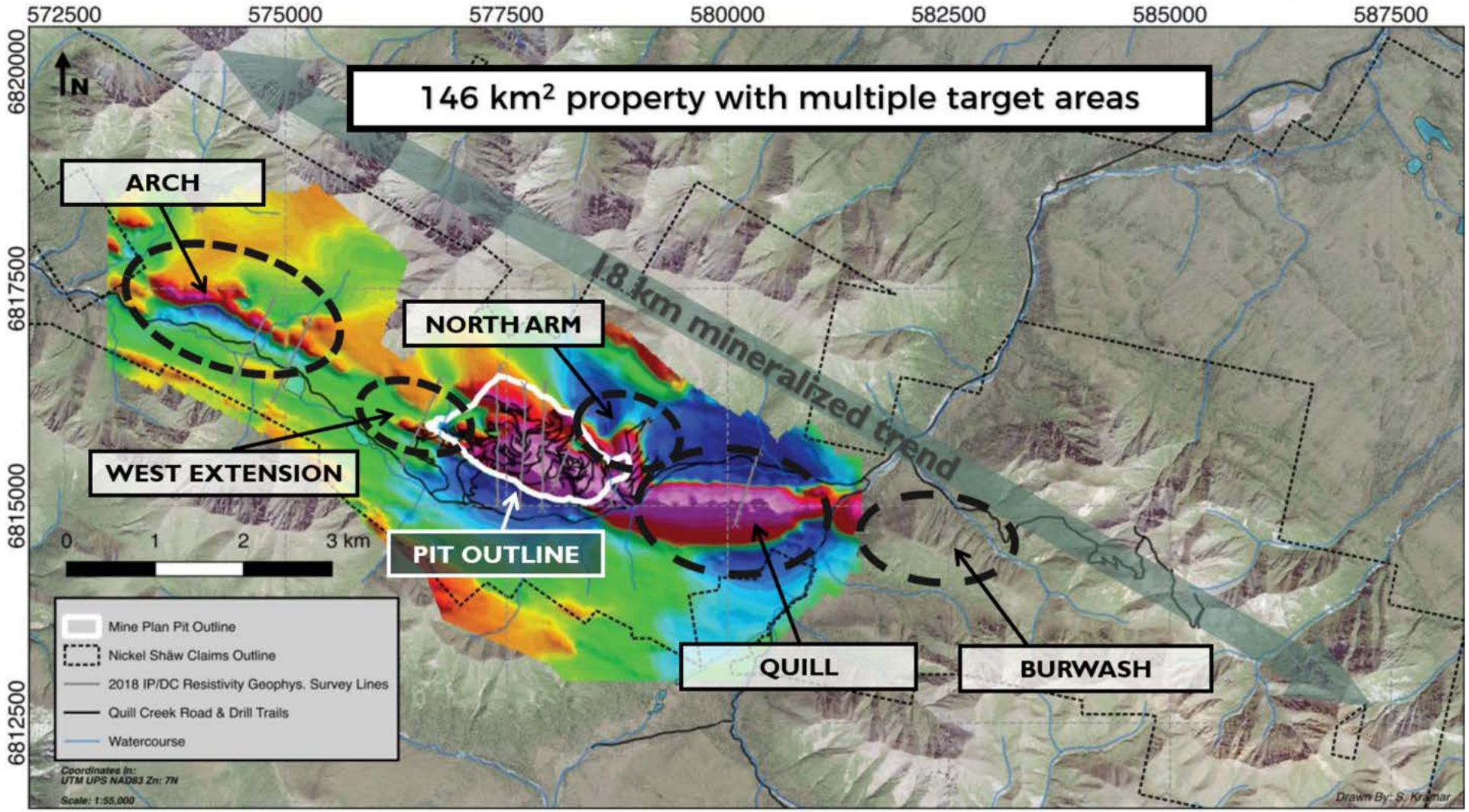

BURWASH TARGET LOOKING NW TO WELLGREEN DEPOSIT



2019 EM SURVEY – QUILL TARGET

LARGE LOOP TRANSIENT ELECTROMAGNETIC SURVEY

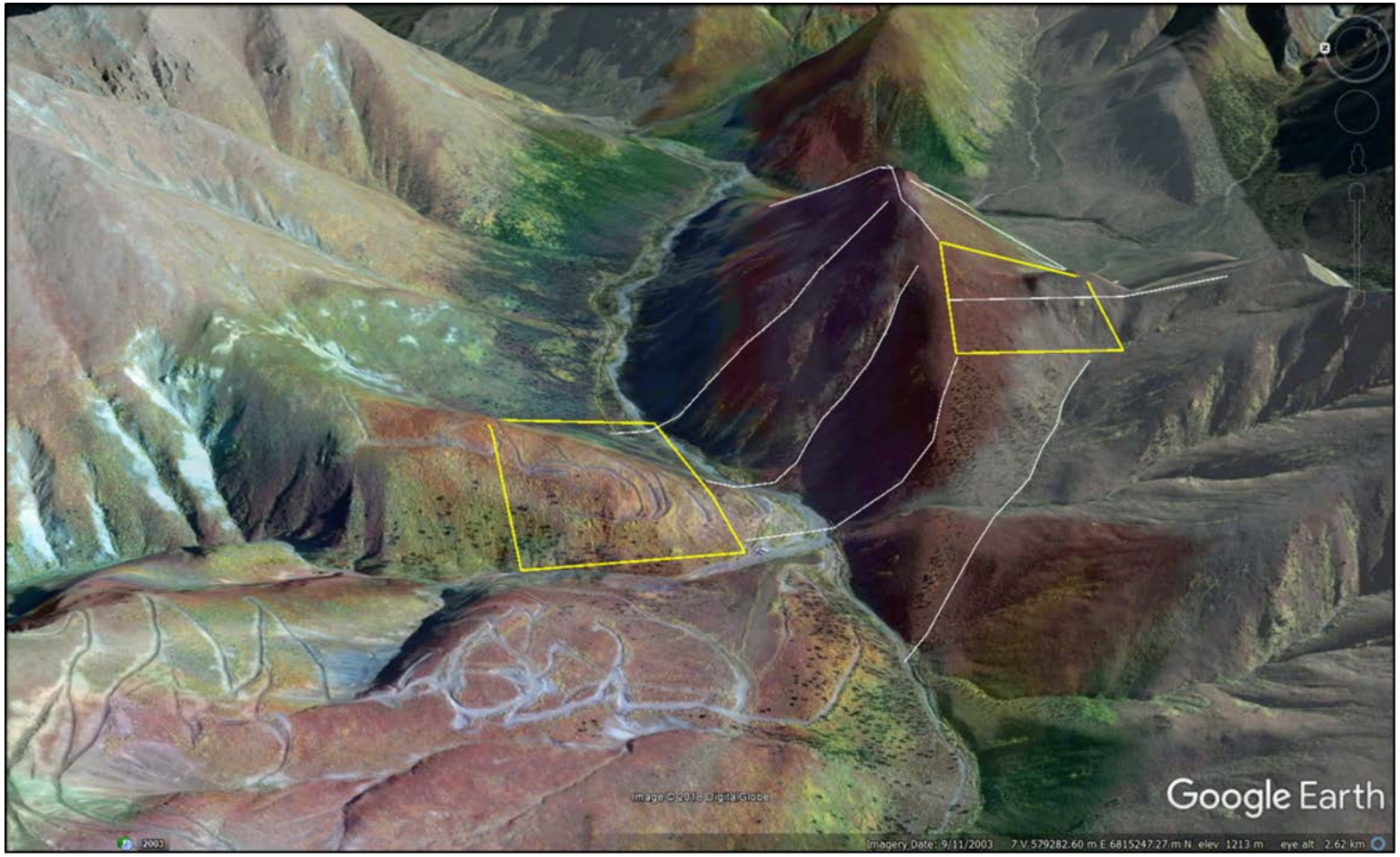

HEATHER WHITE – COO / JAMES BERRY – CHIEF GEOLOGIST





COMPARABLE PROJECTS

THERE ARE FEW COMPARABLE PROJECTS THAT ARE NOT OWNED BY A MAJOR

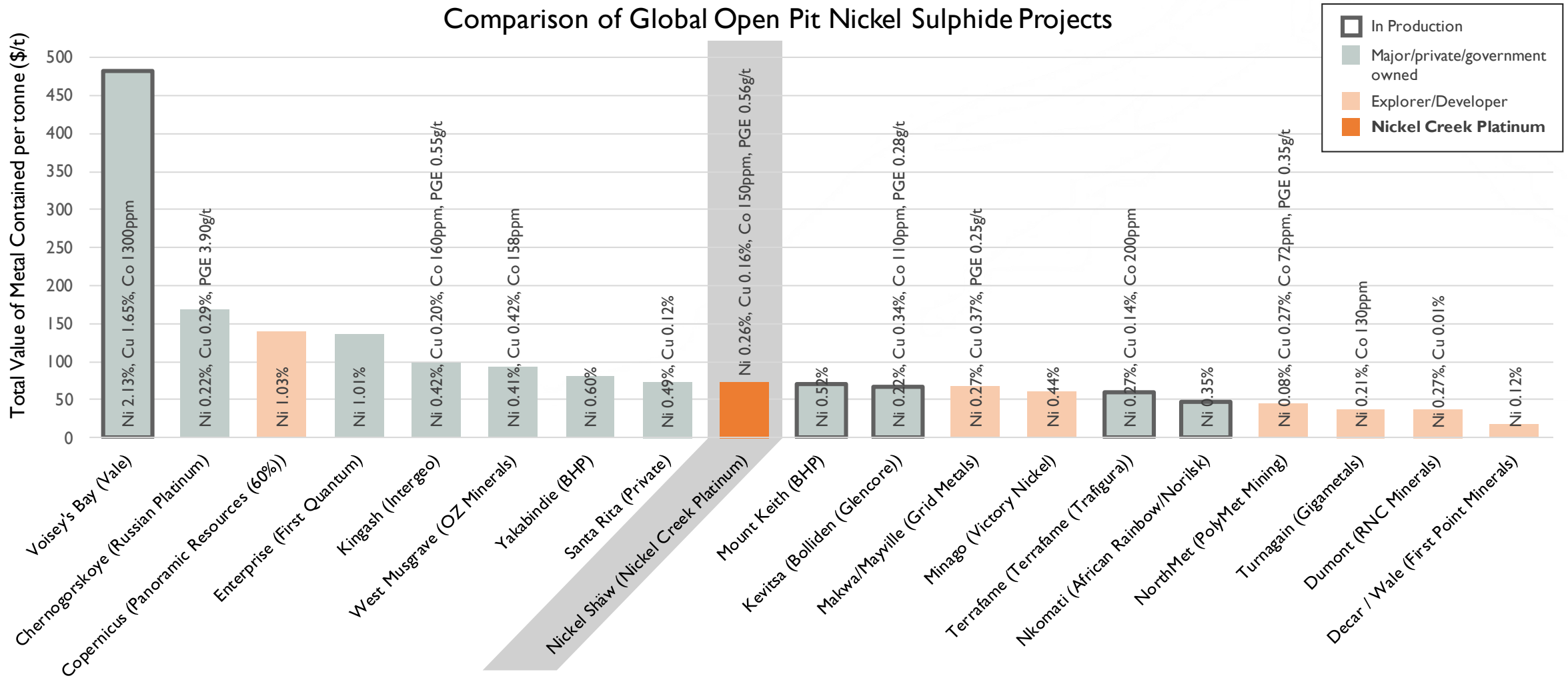

* Total Contained Metal Value per tonne is a calculation of M&I resource ounces (pounds) multiplied by metal price assumptions divided by M&I resource tonnages. It does not incorporate recoveries or payables. This chart uses metal price assumptions of $6.13/lb nickel, $2.82/lb copper, $31.75/lb cobalt, and $1,000/oz PGEs.

INVESTMENT CONSIDERATIONS

✓ Optionality and Leverage

- Large resource offers leverage to nickel, copper and cobalt prices
- Excellent infrastructure and route to market access
- Advanced technical studies producing saleable concentrates of Nickel and Copper
- Precious metals yield higher smelter payables

✓ District Potential

- Multiple targets along 18 km trend
- 2019 Geophysics and sampling program on untested Quill target

✓ Corporate

- Strong management team with proven track record of creating value
- Large, long term institutional shareholders own 58%
- Solid financial backing


METALS FOR THE NEW ECONOMY

APPENDICES

BOARD OF DIRECTORS

COVERING EVERY ASPECT OF THE INDUSTRY

Myron Manternach, B. Sc., MBA, Chairman

Over 20 years experience in corporate finance, mergers and acquisitions, and investment management with extensive experience in natural resources and emerging markets debt and equity. Formerly with Lithium Americas prior to its merger with Western Lithium, JPMorgan Chase & Co. and Ambac Assurance Corp.



Diane R. Garrett, Ph.D., Director

President & CEO, Nickel Creek Platinum Corp.

More than 20 years of senior management experience in natural resources industry. Formerly President and CEO of Romarco Minerals Inc., Dayton Mining Corporation, and US Global Investors. Chairman of Revival Gold and Director of NOVAGOLD RESOURCES Inc.



Michele S. Darling, Director

CEO, Michele Darling and Associates Inc.

Extensive global business experience with particular expertise in Human Resources Management and Corporate Governance. Currently a Director for Stornoway Diamond. Formerly with Prudential Financial, CIBC, and Director at Osisko Mining Corp.



Wayne Kirk, LL.B, Director

Director at Electrum Ltd., (Electrum Appointee)

Over 35 years experience as a corporate attorney, including nine years as VP General Counsel at Homestake Mining, Mr. Kirk is also currently a Director at Gabriel Resources and Sunshine Silver Mining (private). Formerly General Counsel at Homestake Mining.



Mark Fields, P. Geo, B. Comm., Director

MC Fields Ventures, (RCF Appointee)

Over 30 years experience in the mineral exploration and development sector. Currently a Director for Discovery Harbour Resources Corp. Formerly EVP of Pine Valley Coal, Rio Tinto Group.



Mike Sylvestre, P. Eng, M. Sc, Director

Senior Vice President, Operations, Kinross Gold Corporation

Over 30 years mining sector management, operations, technical, and project experience. Formerly with Claude Resources and Inco Ltd (including CEO of ValeInco New Caledonia and President ValeInco Manitoba Operations).



GEOLOGY

ULTRAMAFIC INTRUSIVE SEGREGATED INTO PERIDOTITE, CLINOPYROXENITE AND GABBRO

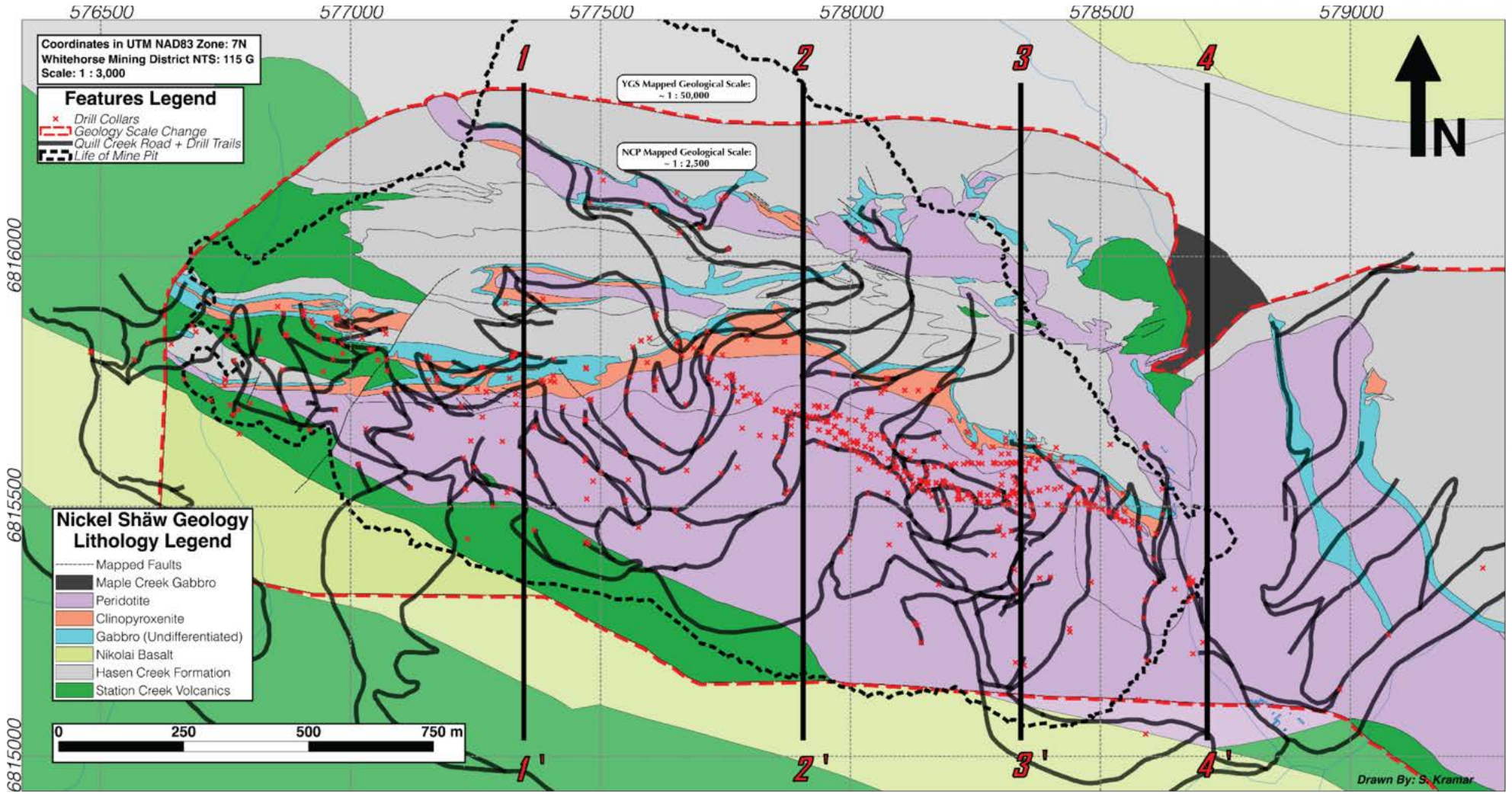

GEOLOGY

ULTRAMAFIC INTRUSIVE SEGREGATED INTO PERIDOTITE, CLINOPYROXENITE AND GABBRO

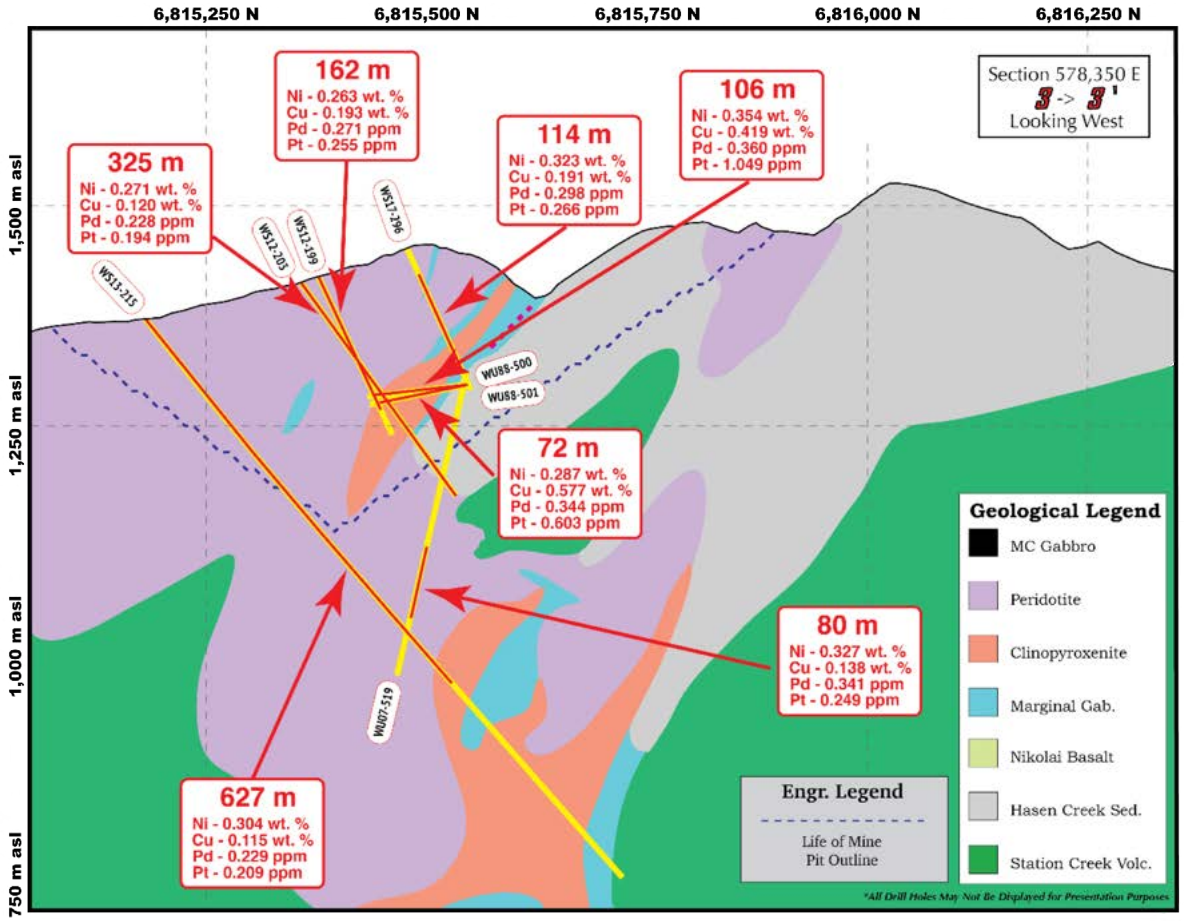

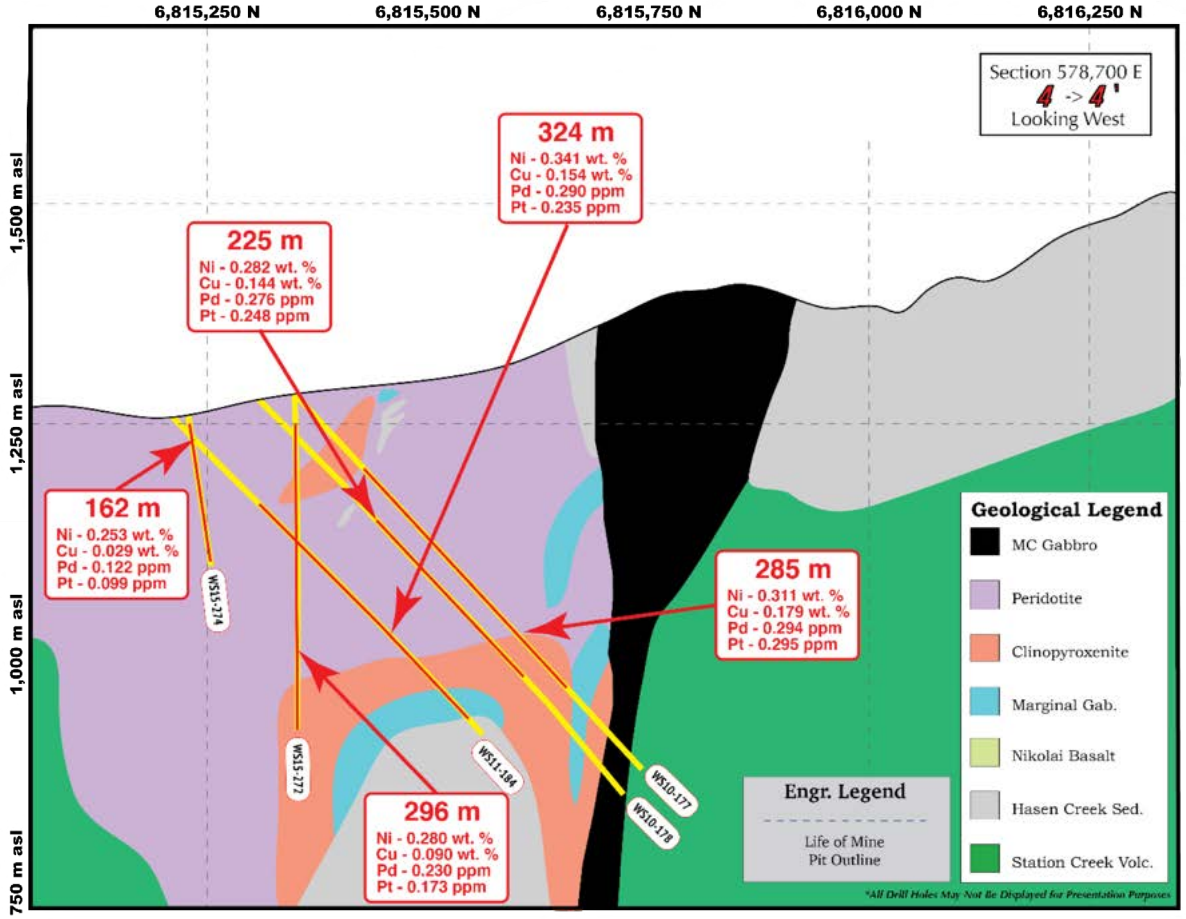

ULTRAMAFIC INTRUSIONS

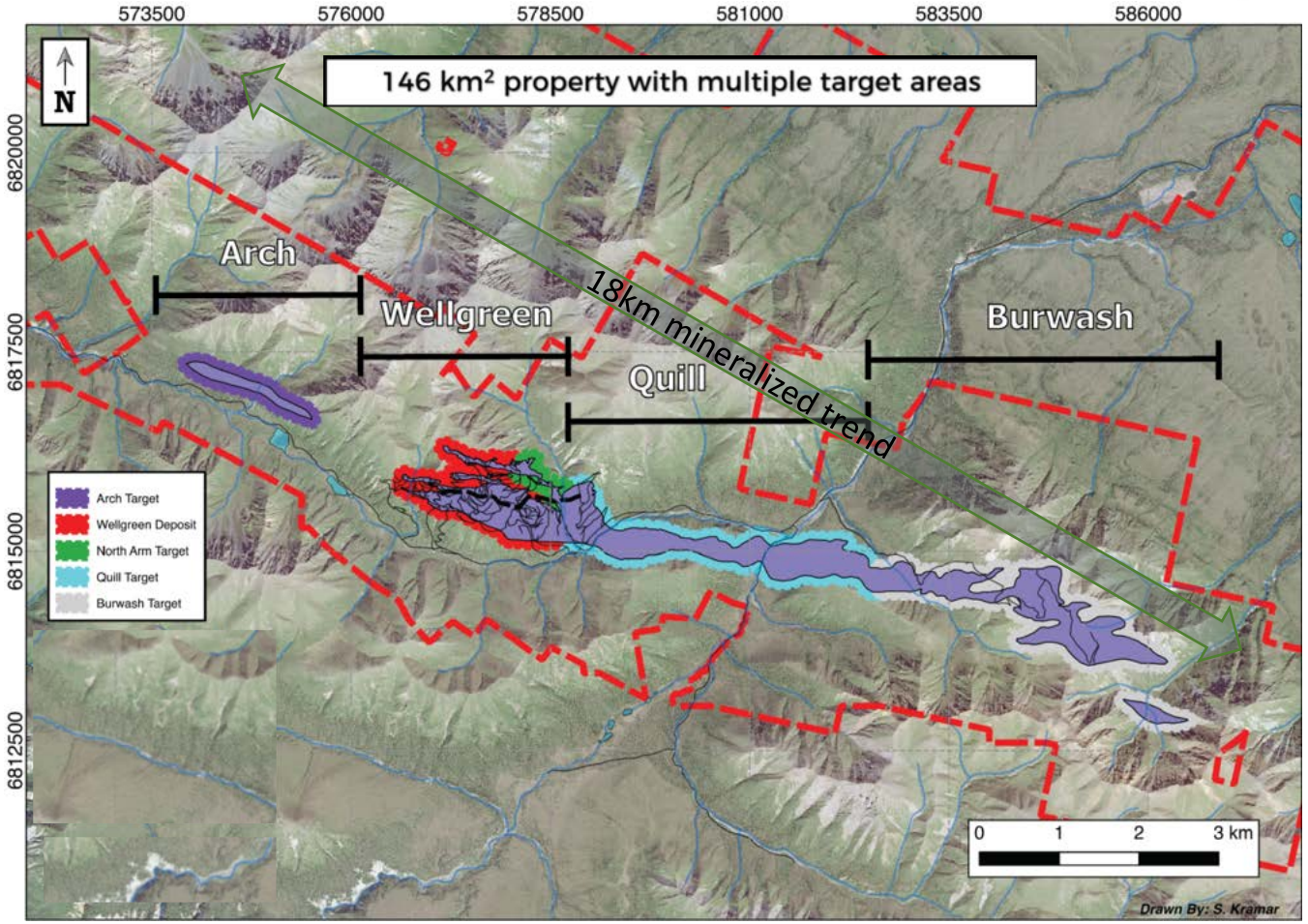

NICKEL MARKET

NICKEL LEADING THE PACK FOR "URBANIZATION COMMODITIES" DEMAND



STAINLESS STEEL

- Nickel is a $30 billion per year industry with 66% of nickel going into stainless steel production
- Series 300 stainless steel, which is the most widely used stainless steel in the world is 74% steel, 18% chromium, and 8% nickel
- Alloying allows for steel to maintain steel strength at extreme temperatures, withstands prolonged exposure to salt water, acids, and alkalis
- 65% of stainless steel is used in kitchen appliances, utensils, washing machines, and other household uses

ALLOYS

- Nickel is used in over 3,000 other alloys, including nickel-based super alloys

PLATING

- Nickel plating is used for decorative and engineering applications

BATTERIES

- Nickel used in batteries has historically represented a smaller portion of nickel demand, primarily in NiMH and NiCd batteries
- Demand for nickel in batteries is growing as a primary material in the cathode of lithium-ion (Li-Ion) batteries
- Nickel forms a primary component of these batteries (ex. Tesla batteries are 75%+ nickel)
- Due to the high cost and limited supply of other Li-ion materials (i.e. cobalt), manufacturers are attempting to increase the proportion of nickel
- Nickel demand in batteries has been **forecast to increase by 400k tonnes over the next five years**

OTHER

- Other uses include coins, electronics, etc.

Sources: USGS Nickel Commodity Summary (Jan. 17), Nickel Institute, International Nickel Study Group (INSG), Wood Mackenzie Limited

NICKEL MARKET

NICKEL SULPHIDE PRODUCTION EXPECTED TO DECLINE

- Extended period of low prices has resulted in few opportunities for new supply
- Collapse of expansionary and sustaining capital spending over the last few years will have a material impact on supply
- Nickel sulphide projects are declining due to an absence in new project discovery since the Voisey's Bay discovery
- Supply growth is limited to laterite mines in higher political risk jurisdictions (ex. Philippines and Indonesia)
- Laterite projects by their nature are extremely high cost and require significant processing to produce a higher value concentrate

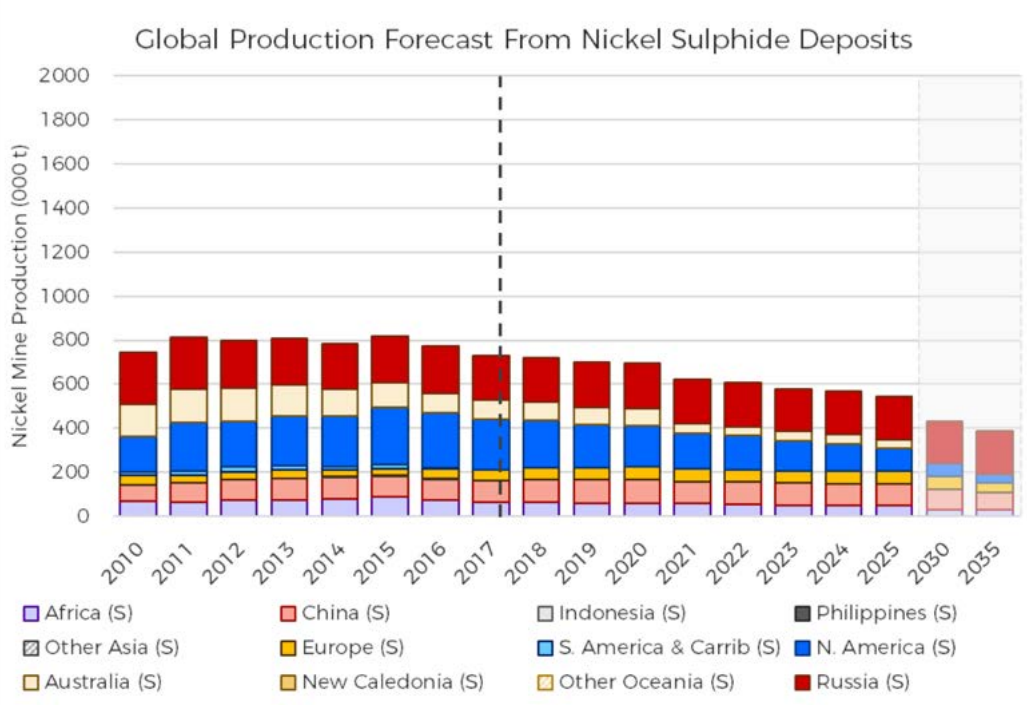

Source: Wood Mackenzie Limited

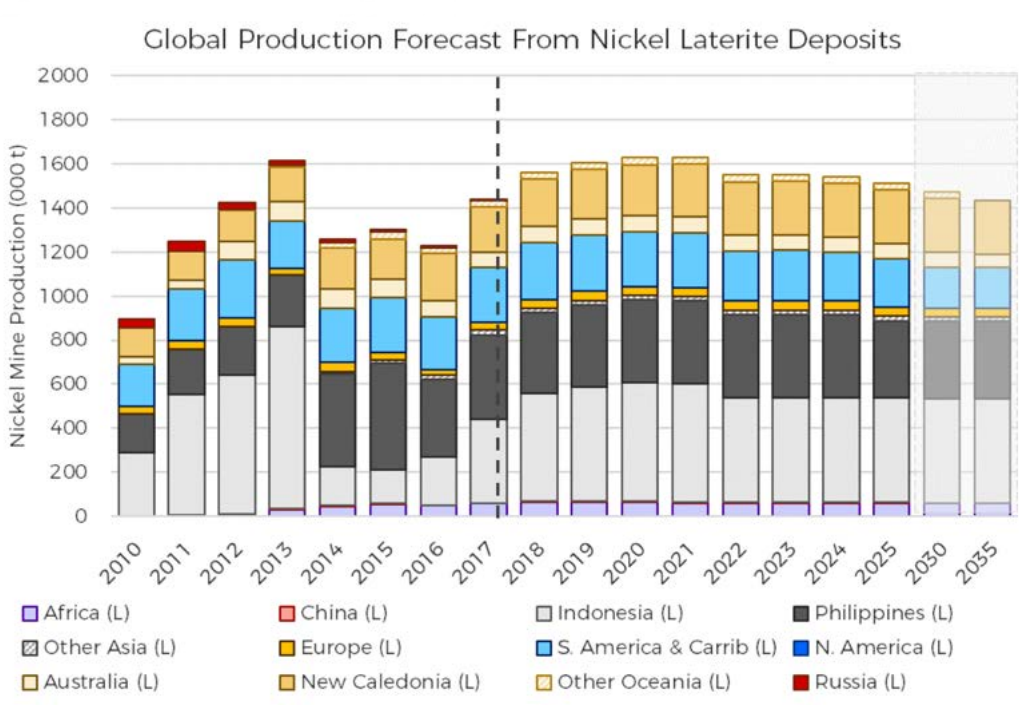

Source: Wood Mackenzie Limited

NICKEL MARKET

NICKEL BALANCE MOVING INTO NET DEFICIT POSITION

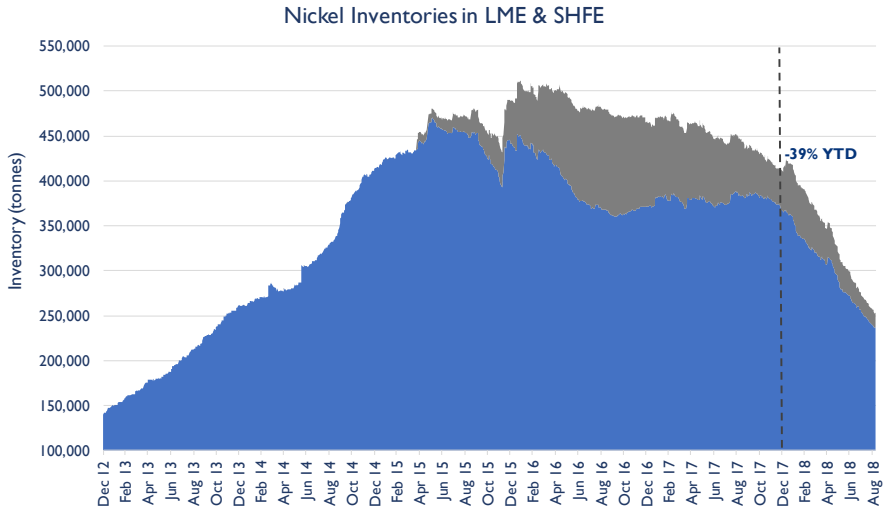

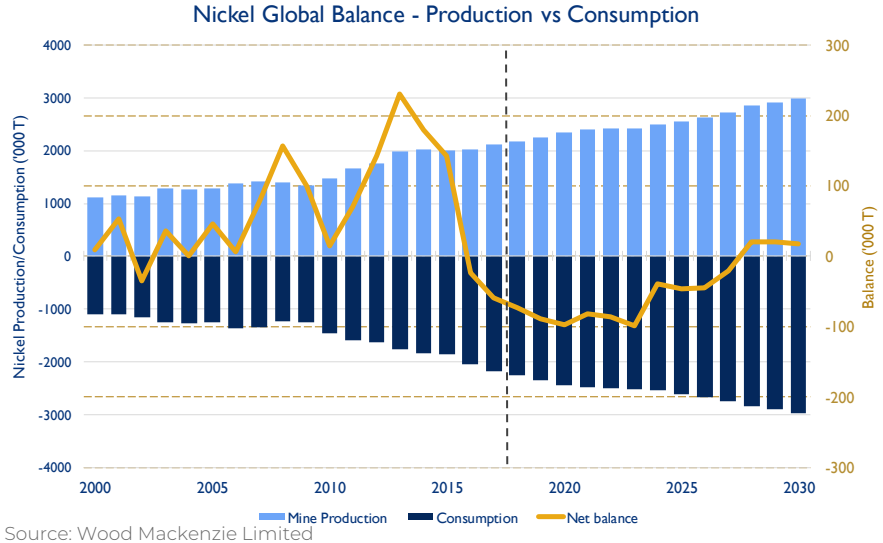

Source: Wood Mackenzie Limited

- LME and SHFE nickel stockpiles remain high, yet are starting to decline on increased Chinese stainless steel production and smelter closures in Indonesia
- Low prices have resulted in industry-wide cuts in production, from mines to smelters, which puts pressure on supply
- Nickel supply/demand balance is expected to turn a corner moving the nickel market into a net deficit position – though it will take a couple years to work through stockpiles

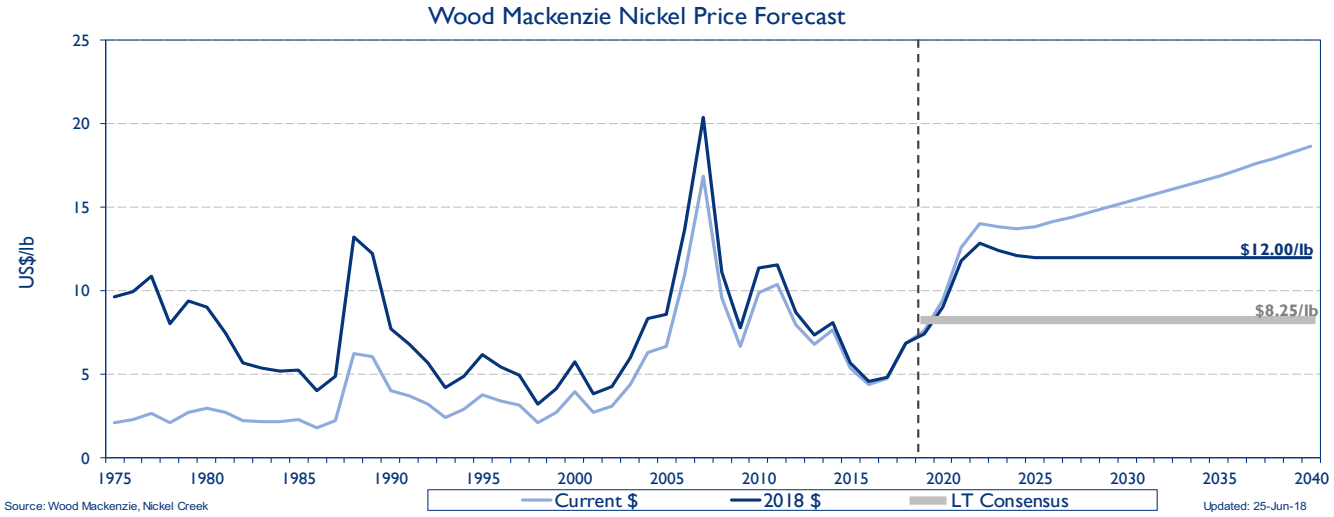

PLATINUM & PALLADIUM

STRATEGIC PRECIOUS METALS IN NORTH AMERICA

SUPPLY

- Platinum is one of the least abundant of earth's metals
- The bulk of the world's platinum supply is associated with high geopolitical risk – 92% of the world's platinum is produced in South Africa, Russia, and Zimbabwe
- Unlike gold and silver, platinum and palladium were once declared strategic metals by the US due to their catalytic properties and uses
- Production has been slowly declining due to the increased cost of mining in higher risk jurisdictions coupled with declining grades from mature assets

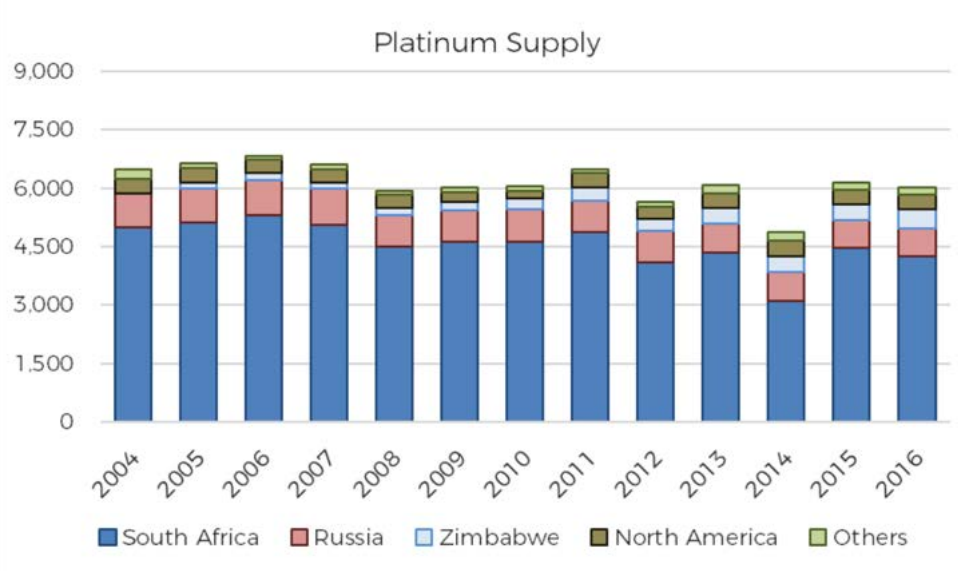

Source: Johnson Matthey

DEMAND

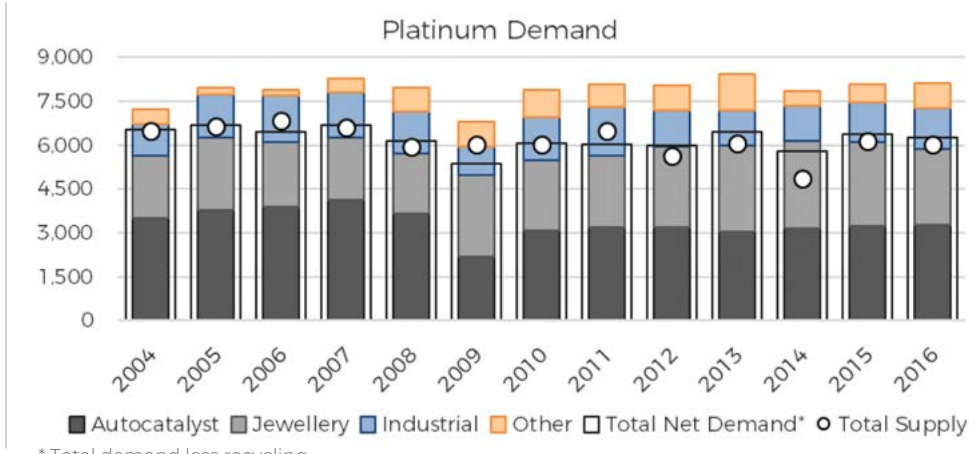

* Total demand less recycling
Source: Johnson Matthey

- Platinum demand: 39% auto industry (diesel), 35% jewelry, 16% industrial, 6% investment, and 4% other. While 85% of Palladium demand is associated with the auto industry
- Autocatalyst demand is expected to continue to grow from the BRIC countries
- Fuel cell vehicles use more than 2x the amount of platinum than internal combustion
- On Dec 23, 2016, Chinese government announced that by July 1, 2020 all vehicles in the Chinese market will have to effectively comply with current US and EU emission standards
- Platinum's industrial uses include as a catalyst for higher octane fuel, improved chemical process efficiency, liquid crystal displays, media storage capacity, and its biocompatibility has increased its healthcare uses

NOTES

NOTES

NOTES



TSX: NCP | OTCQB: NCPCF