NICKEL CREEK PLATINUM

TSX: NCP | OTCQB: NCPCF

METALS FOR THE NEW ECONOMY

VANCOUVER RESOURCE INVESTMENT CONFERENCE

JANUARY 29 -30 2023







CAUTIONARY STATEMENTS

THE INFORMATION CONTAINED IN THIS PRESENTATION ("PRESENTATION") HAS BEEN PREPARED BY **NICKEL CREEK PLATINUM CORP.** ("NICKEL CREEK" OR THE "COMPANY") AND IS BEING COMMUNICATED FOR GENERAL BACKGROUND INFORMATIONAL PURPOSES ONLY. EXCEPT AS REQUIRED BY APPLICABLE LAW, THE PRESENTATION HAS NOT BEEN INDEPENDENTLY VERIFIED AND THE INFORMATION CONTAINED WITHIN IS SUBJECT TO UPDATING, COMPLETION, REVISION, VERIFICATION AND ONGOING AMENDMENT. EXCEPT WITH RESPECT TO STATEMENTS EXPRESSLY VERIFIED BY "QUALIFIED PERSONS" (AS SUCH TERM IS DEFINED IN THE CANADIAN SECURITIES ADMINISTRATORS' NATIONAL INSTRUMENT 43-101 – STANDARDS OF DISCLOSURE FOR MINERAL PROJECTS ("NI 43-101")), NEITHER THE COMPANY, NOR ITS SHAREHOLDERS, DIRECTORS, OFFICERS, AGENTS, EMPLOYEES, OR ADVISORS GIVE, HAS GIVEN OR HAS AUTHORITY TO GIVE, ANY REPRESENTATIONS OR WARRANTIES (EXPRESS OR IMPLIED) AS TO, OR IN RELATION TO, THE ACCURACY, RELIABILITY OR COMPLETENESS OF THE INFORMATION IN THIS PRESENTATION, OR ANY REVISION THEREOF, OR OF ANY OTHER WRITTEN OR ORAL INFORMATION MADE OR TO BE MADE AVAILABLE TO ANY INTERESTED PARTY OR ITS ADVISERS (ALL SUCH INFORMATION BEING REFERRED TO AS "INFORMATION") AND LIABILITY THEREFORE IS EXPRESSLY DISCLAIMED. NEITHER THE COMMUNICATION OF THIS PRESENTATION NOR ANY PART OF ITS CONTENTS IS TO BE TAKEN AS ANY FORM OF COMMITMENT ON THE PART OF THE COMPANY TO PROCEED WITH ANY TRANSACTION. THIS PRESENTATION DOES NOT CONSTITUTE, OR FORM PART OF, ANY OFFER OR INVITATION TO SELL OR ISSUE, OR ANY SOLICITATION OF ANY OFFER TO SUBSCRIBE FOR OR PURCHASE ANY SECURITIES IN THE COMPANY, NOR SHALL IT, OR THE FACT OF ITS COMMUNICATION, FORM THE BASIS OF, OR BE RELIED UPON IN CONNECTION WITH, OR ACT AS ANY INDUCEMENT TO ENTER INTO, ANY CONTRACT OR COMMITMENT WHATSOEVER WITH RESPECT TO SUCH SECURITIES. IN FURNISHING THIS PRESENTATION, THE COMPANY DOES NOT UNDERTAKE OR AGREE TO ANY OBLIGATION TO PROVIDE THE ATTENDEE WITH ACCESS TO ANY ADDITIONAL INFORMATION OR TO UPDATE THIS PRESENTATION OR TO CORRECT ANY INACCURACIES IN, OR OMISSIONS FROM, THIS PRESENTATION THAT MAY BECOME APPARENT EITHER DURING, OR AT ANY TIME AFTER THIS PRESENTATION.

CERTAIN STATEMENTS CONTAINED HEREIN CONSTITUTE "FORWARD-LOOKING INFORMATION." FORWARD-LOOKING INFORMATION LOOK INTO THE FUTURE AND CAN BE IDENTIFIED BY WORDS SUCH AS "PLANS," "INTENDS," ANTICIPATES," "SHOULD," "ESTIMATES," "EXPECTS," "BELIEVES," "INDICATES," "TARGETING," "SUGGESTS," "POTENTIAL," AND SIMILAR EXPRESSIONS. STATEMENTS INVOLVING FORWARD-LOOKING INFORMATION ARE BASED ON CURRENT EXPECTATIONS AND ENTAIL VARIOUS RISKS AND UNCERTAINTIES. ACTUAL RESULTS MAY VARY FROM THE FORWARD–LOOKING INFORMATION AND MATERIALLY DIFFER FROM EXPECTATIONS, IF KNOWN AND UNKNOWN RISKS OR UNCERTAINTIES AFFECT OUR BUSINESS, OR IF OUR ESTIMATES OR ASSUMPTIONS PROVE INACCURATE. INVESTORS ARE ADVISED TO REVIEW THE COMPANY'S ANNUAL INFORMATION FORM FILED AT WWW.SEDAR.COM FOR A DETAILED DISCUSSION OF INVESTMENT RISKS.

UNLESS OTHERWISE INDICATED, NICKEL CREEK PLATINUM CORP. HAS PREPARED THE SCIENTIFIC AND TECHNICAL INFORMATION IN THIS PRESENTATION (COLLECTIVELY, THE "TECHNICAL INFORMATION") BASED ON INFORMATION CONTAINED IN (I) THE COMPANY'S NEWS RELEASE DATED SEPTEMBER 25, 2018 ["NICKEL CREEK PROVIDES UPDATE ON NICKEL SHÄW PROJECT"] INCLUDING THE UPDATED RESOURCE ESTIMATE ("THE RESOURCE") AS PREPARED BY JOHN MAREK RM-SME, PROFESSIONAL ENGINEER YUKON TERRITORY, AND (II) THE COMPANY'S PRIOR TECHNICAL REPORT, ENTITLED, "2017 MINERAL RESOURCE ESTIMATE ON THE WELLGREEN NI-CU-PGM PROJECT, YUKON CANADA", DATED EFFECTIVE JUNE 26, 2017 AND PREPARED BY JOHN MAREK, P. GEO., INDEPENDENT MINING CONSULTANTS INC., LYN JONES, P. ENG., AGP MINING CONSULTANTS INC., GORDON ZUROWSKI, P. ENG., AGP MINING CONSULTANTS INC., AND HEIDA MANI,. MSC., MBA, GEMS, ALL OF WHOM ARE INDEPENDENT QUALIFIED PERSONS IN ACCORDANCE WITH NI 43-101, AND (III) THE COMPANY'S NEWS RELEASES DATED MARCH 1, 2017 ["WELLGREEN PLATINUM ANNOUNCES RESULTS OF METALLURGICAL TESTWORK"] AND JULY 10, 2018 ["NICKEL CREEK SUCCEEDS AT SEPARATING NICKEL AND COPPER CONCENTRATES FOR NICKEL SHÄW PROJECT"] (COLLECTIVELY, THE "DISCLOSURE DOCUMENTS"). THE DISCLOSURE DOCUMENTS ARE AVAILABLE UNDER THE COMPANY'S PROFILE ON SEDAR AT WWW.SEDAR.COM. FOR READERS TO FULLY UNDERSTAND THE INFORMATION IN THIS PRESENTATION, THEY SHOULD READ THE DISCLOSURE DOCUMENTS IN THEIR ENTIRETY, INCLUDING ALL QUALIFICATIONS, ASSUMPTIONS AND EXCLUSIONS THAT RELATE TO THE INFORMATION SET OUT IN THIS PRESENTATION THAT QUALIFIES THE TECHNICAL INFORMATION. READERS ARE ADVISED THAT MINERAL RESOURCES ARE NOT MINERAL RESERVES BECAUSE THEY DO NOT HAVE DEMONSTRATED ECONOMIC VIABILITY. THE DISCLOSURE DOCUMENTS ARE EACH INTENDED TO BE READ AS A WHOLE, AND SECTIONS SHOULD NOT BE READ OR RELIED UPON OUT OF CONTEXT. THE TECHNICAL INFORMATION IS SUBJECT TO THE ASSUMPTIONS AND QUALIFICATIONS CONTAINED IN THE DISCLOSURE DOCUMENTS.

THE COMPANY HAS INCLUDED IN THIS PRESENTATION CERTAIN NON-GAAP MEASURES. THE NON-GAAP MEASURES DO NOT HAVE ANY STANDARDIZED MEANING WITHIN CANADIAN GAAP AND THEREFORE MAY NOT BE COMPARABLE TO SIMILAR MEASURES PRESENTED BY OTHER COMPANIES. THE COMPANY BELIEVES THAT THESE MEASURES PROVIDE ADDITIONAL INFORMATION THAT IS USEFUL IN EVALUATING THE COMPANY. THE DATA PRESENTED IS INTENDED TO PROVIDE ADDITIONAL INFORMATION AND SHOULD NOT BE CONSIDERED IN ISOLATION OR AS A SUBSTITUTE FOR MEASURES OF PERFORMANCE PREPARED IN ACCORDANCE WITH CANADIAN GAAP.

CERTAIN INFORMATION CONTAINED IN THIS PRESENTATION WITH RESPECT TO OTHER COMPANIES AND THEIR BUSINESS AND OPERATION HAS BEEN OBTAINED OR QUOTED FROM PUBLICLY AVAILABLE SOURCES, SUCH AS CONTINUOUS DISCLOSURE DOCUMENTS, INDEPENDENT PUBLICATIONS, MEDIA ARTICLES, THIRD PARTY WEBSITES (COLLECTIVELY, THE "PUBLICATIONS"). IN CERTAIN CASES, THESE SOURCES MAKE NO REPRESENTATIONS AS TO THE RELIABILITY OF THE INFORMATION THEY PUBLISH. FURTHER, THE ANALYSES AND OPINIONS REFLECTED IN THESE PUBLICATIONS ARE SUBJECT TO A SERIES OF ASSUMPTIONS ABOUT FUTURE EVENTS. THERE ARE A NUMBER OF FACTORS THAT CAN CAUSE THE RESULTS TO DIFFER MATERIALLY FROM THOSE DESCRIBED IN THESE PUBLICATIONS. NONE OF THE COMPANY OR ITS REPRESENTATIVES INDEPENDENTLY VERIFIED THE ACCURACY OR COMPLETENESS OF THE INFORMATION CONTAINED IN THE PUBLICATIONS OR ASSUME ANY RESPONSIBILITY FOR THE COMPLETENESS OR ACCURACY OF THE INFORMATION DERIVED FROM THESE PUBLICATIONS.

QUALITY ASSURANCE, QUALITY CONTROL: THE TECHNICAL INFORMATION DISCLOSED IN THIS PRESENTATION HAS BEEN REVIEWED AND APPROVED BY CAM BELL, THE COMPANY'S QUALIFIED PERSON AS DEFINED UNDER NI 43-101. PLEASE SEE THE RESOURCE ESTIMATE (WHICH IS AVAILABLE UNDER THE COMPANY'S SEDAR PROFILE AT WWW.SEDAR.COM) FOR A DESCRIPTION OF DATA VERIFICATION AND QUALITY ASSURANCE AND QUALITY CONTROL PROCEDURES.

THIS PRESENTATION USES THE TERMS "MEASURED", "INDICATED" AND "INFERRED" RESOURCES. "INFERRED MINERAL RESOURCES" HAVE A GREAT AMOUNT OF UNCERTAINTY AS TO THEIR EXISTENCE, AND AS TO THEIR ECONOMIC AND LEGAL FEASIBILITY. IT CANNOT BE ASSUMED THAT ALL OR ANY PART OF AN INFERRED MINERAL RESOURCE WILL EVER BE UPGRADED TO A HIGHER CATEGORY. INVESTORS ARE CAUTIONED NOT TO ASSUME THAT ALL OR ANY PART OF MEASURED OR INDICATED MINERAL RESOURCES WILL EVER BE CONVERTED INTO MINERAL RESERVES. INVESTORS ARE ALSO CAUTIONED NOT TO ASSUME THAT ALL OR ANY PART OF AN INFERRED MINERAL RESOURCE EXISTS, OR IS ECONOMICALLY MINEABLE.

ALL FIGURES ARE EXPRESSED IN **US DOLLARS** UNLESS OTHERWISE NOTED.

WHY NICKEL CREEK PLATINUM – INVESTMENT HIGHLIGHTS



- District-scale Polymetallic Deposit with Excellent Expansion Potential
- Nickel Shäw Project hosts one of the world's **largest undeveloped nickel-copper sulphide and platinum-group metals deposits**
- M&I resource contains approximately:
  - 1.9 billion pounds of nickel
  - 1.1 billion pounds of copper
  - 107 million pounds of cobalt
  - 5.8 million ounces of PGMs + gold



- Large 146 sq-km land package with multiple exploration targets along a highly prospective 18-km trend
- Advanced technical studies to produce a saleable concentrate of nickel and copper with substantial PGMs
- Long Life of Mine (+20 years)



- Canada's Yukon Territory has excellent infrastructure and route to market
- Strong support from the Kluane First Nation and the government in Canada's Yukon Territory, a safe mining jurisdiction



- Nickel sulphide deposits remain as the world's most environmentally friendly source to supply Class I nickel* for batteries and the new economy
- Global nickel demand is projected to more than double over the next decade, with a considerable lack of potential new mine supply

* Class 1 Nickel defined as greater than 99.8% Ni

CAPITAL STRUCTURE

SHARE INFORMATION (December 31, 2022) **TSX: NCP, OTC: NCPCF**	
Shares Outstanding	434.6 million
Stock Options	25.3 million
Restricted Share Units (RSUs)	0.7 million
Deferred Share Units (DSUs)	3.5 million
Warrants	146.4 million
Fully Diluted (Excluding SARs)	610.4million

MARKET CAPITALIZATION	
Share Price (January 13, 2023)	C$0.055/share
Market Capitalization	C$23.9 million
Cash (December 31, 2022)	C$1.8 million

NCP Share Price (C$)



- Solid long-term backing from large institutional shareholders
- 42% of shares held by three key institutions

THE ELECTRUM GROUP™ | Drake Capital. | RESOURCE CAPITAL FUNDS

BOARD OF DIRECTORS – EVERY ASPECT OF THE INDUSTRY COVERED



Myron G. Manternach, B. Sc., MBA, Chairman

Over 25 years experience in corporate finance, mergers and acquisitions, and investment management with extensive experience in the mining and metals industry. Formerly with Lithium Americas Corp., JPMorgan, and Ambac Financial Group.



Michele S. Darling, Director

Extensive global business experience with particular expertise in Human Resources Management and Corporate Governance. Formerly with Prudential Financial, CIBC, and Director at Osisko Mining Corp. and Stornoway Diamond Corp.



Mark Fields, P. Geo, B. Comm., Director

Over 30 years experience in the mineral exploration and development sector. Currently President, CEO and Director for Discovery Harbour Resources Corp. Formerly EVP of Pine Valley Coal, Rio Tinto Group.



David Peat, CPA, CA, B. Comm., Director

Over 35 years experience in financial leadership in support of mining corporations. Currently serves on the board of directors of Gatos Silver, Inc. Mr. Peat has served on the board of directors of Gabriel Resources Ltd., Electrum Special Acquisition Corporation, AQM Copper Inc., Fortune Bay Corp. and Brigus Gold Corp.



Stuart Harshaw, P.Eng., MBA, Director
President & CEO of Nickel Creek Platinum Corp.

Seasoned mining executive with a successful international career with Vale SA and Inco Limited. Most recently, as Vice President of Ontario Operations for Vale, Mr. Harshaw was responsible for the Base Metal operations of Vale in Ontario, which includes six underground mines, mill, smelter, nickel refinery, cobalt refinery, precious metal refinery and Hydro Electric production facilities.



Wayne Kirk, LL.B, Director

Over 35 years experience as a corporate attorney, including nine years as VP General Counsel at Homestake Mining, Mr. Kirk is also currently a Director at Northern Dynasty Minerals Ltd.



Mike Sylvestre, P. Eng, M. Sc, Director

Over 40 years experience in the mining sector. Formerly, Senior Vice President of Americas Operations for Kinross Gold. Prior to that, Mr. Sylvestre worked with Claude Resources and Inco Ltd (including CEO of Vale Inco New Caledonia and President Vale Inco Manitoba Operations).

NICKEL CONSUMPTION

"BATTERIES ARE NOW THE SECOND LARGEST USE & FASTEST GROWING SOURCE OF DEMAND FOR NICKEL"

- Batteries consumed around 370kt of primary nickel in 2021 – **increase of 240% over the last 5 years**
- It is estimated that **1.5 to 2.5Mt/y of new battery-grade nickel could be required globally by 2040** – this represents the majority of the current nickel consumption now!!
- **New large mines are needed in the next few years to meet this demand**

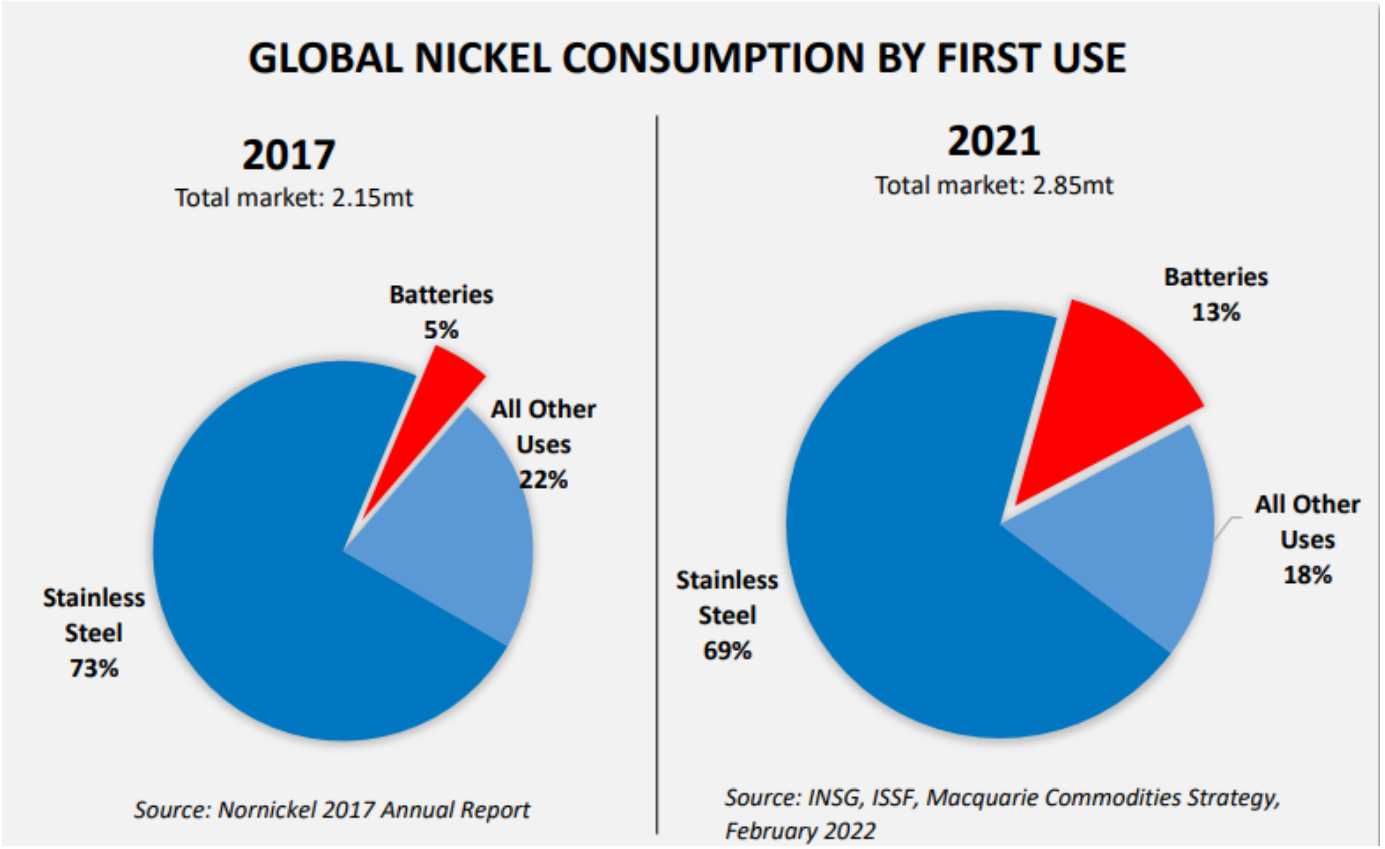

ELECTRIC VEHICLE TO DRIVE DEMAND GROWTH FOR DECADES

- EV automobile growth is now 'how fast?' – commitments made by EU, China and now the US to support the required infrastructure
- All of the major automobile companies have committed to hybrid and EV vehicles
- **Forecast sales for electric vehicles is over 20M per year by 2025 and over 30M per year by 2030**

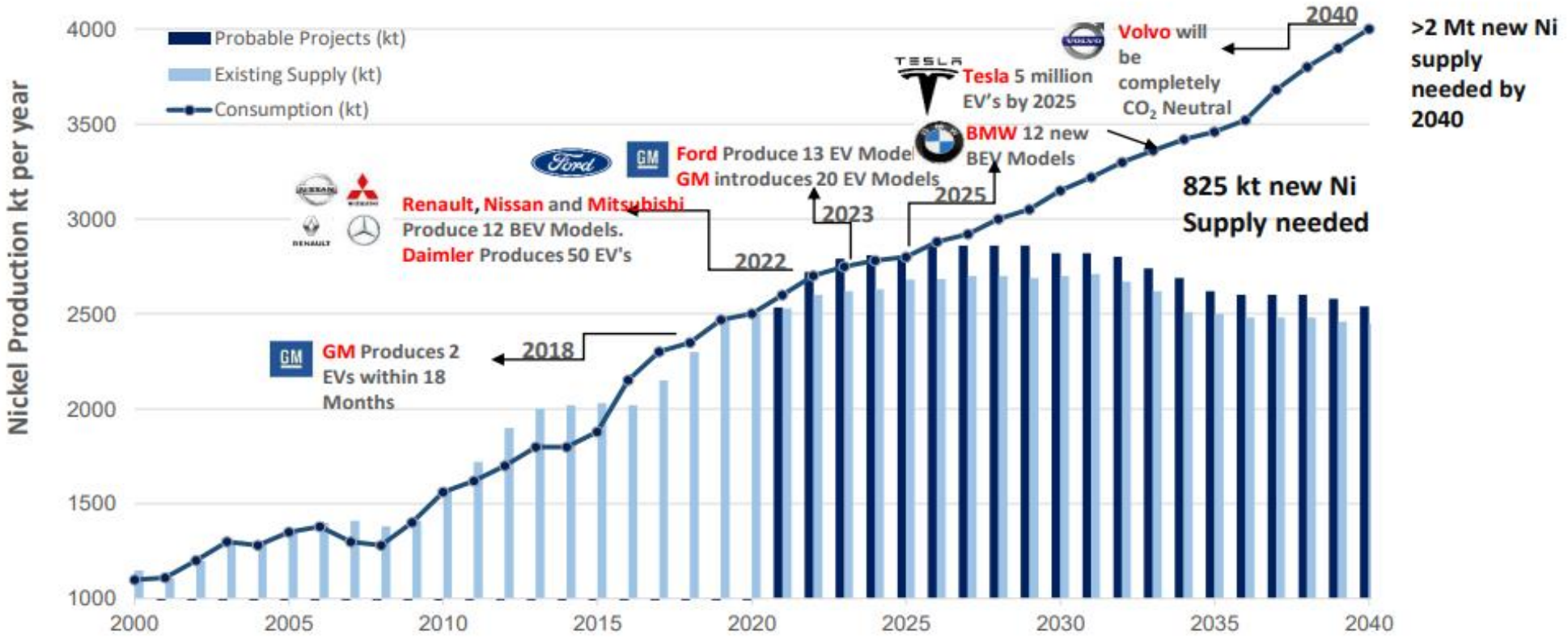

Source: Roskill, 2020.

NICKEL SUPPLY CRUNCH

"NICKEL CREEK IS PART OF A SMALL GROUP OF LARGE-SCALE DEPOSITS ABLE TO DELIVER LONG-TERM SUPPLY"

- It typically takes **5-7 years to take a project from a PEA level to production**
- Concern with the environmental impact of laterite sourced nickel for 'green' EV market
- **HIGH-GRADE SULPHIDES – INSUFFICIENT NEW PROJECTS TO even MAINTAIN EXISTING PRODUCTION levels**
- **LOW-GRADE SULPHIDES – NCP AND OTHERS offer the best opportunity to provide long-term nickel supply but NEED HIGHER LONG-TERM NICKEL PRICES TO SUPPORT PROJECT DEVELOPMENT**

Figure 22: Outlook for expected mine production by type[1], 2020-2040 (kt Ni)

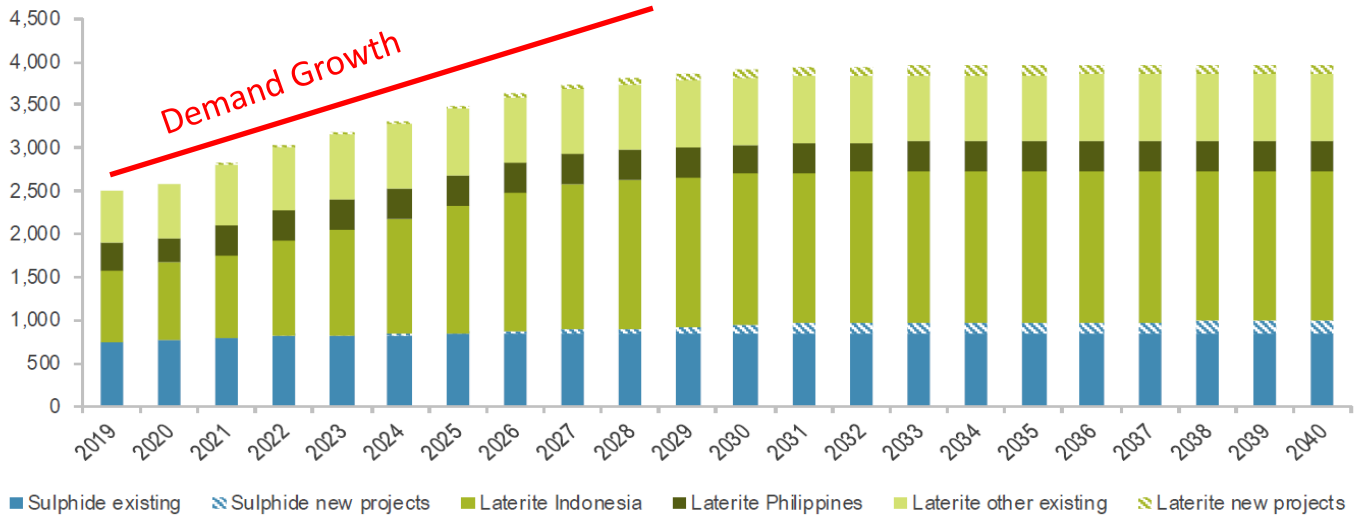

Source: Roskill, 2020.
([1]) Due to the fragmented small-scale mining of laterite ore in Indonesia, rising production has been accounted for by existing operations

HISTORICAL NICKEL PRICE – "MUST RISE TO INCENTIFY SUPPLY"

- The long-term view on nickel price needs to increase in order to make low-grade sulphide projects economic and ensure new production is ready for 2025-2030
- Otherwise, there is a risk that the nickel price will spike similar to the 2006-2008 period where nickel hit >$24 per POUND AND THERE WILL NOT BE A NEW SUPPLY LIKE NPI THAT HELPED BALANCE THE MARKET

The world needs NCP's 855,000 tonnes of nickel!



Source: S&P Global Market Intelligence

YUKON – WORLD CLASS MINING DISTRICT & INFRASTRUCTURE

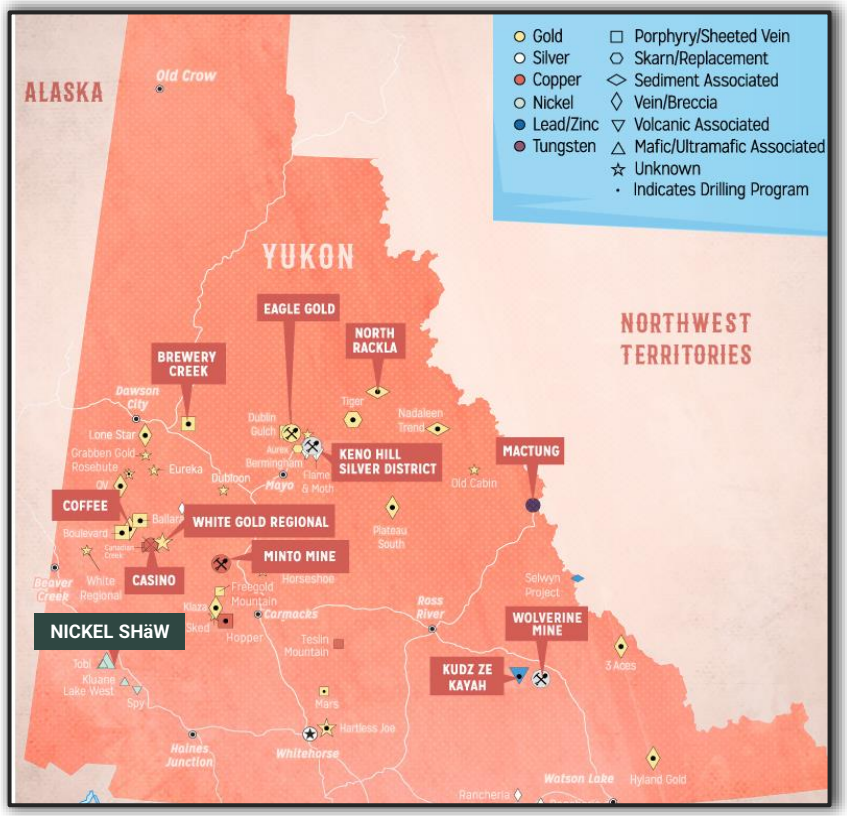

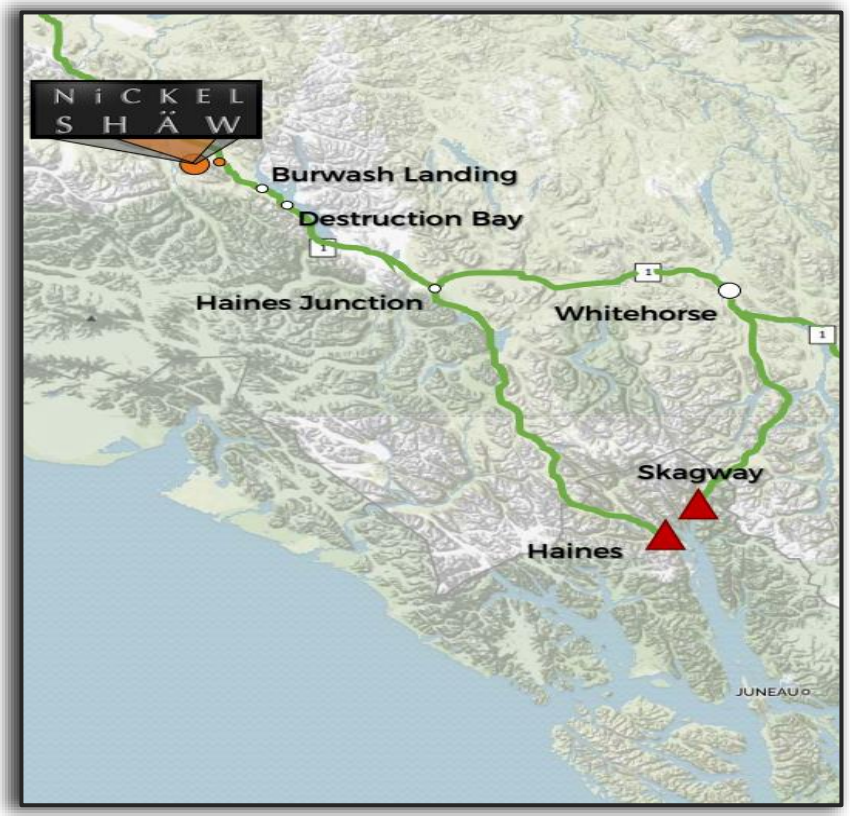

- ✓ Located three hours west of Whitehorse via paved Alaska Highway
- ✓ The deposit is located 14 km southwest of highway via an all-weather road
- ✓ Highway access & deep sea shipping ports (Haines & Skagway, AK)
- ✓ Potential for railway access in the future

- ✓ Yukon Territory Government supportive of mining
- ✓ New mining activity has resulted in more locally provided services
- ✓ Strong support of Kluane First Nation
- ✓ North American-sourced critical metals

NICKEL SHÄW – NOT JUST A NICKEL PLAY

MULTIPLE OPTIONS ON CLEAN ENERGY INFRASTRUCTURE

45% OF THE CONTAINED VALUE IN PGM/GOLD/COPPER/COBALT

- ✓ *One of the larger PGM Resources outside of South Africa/Russia*
- ✓ *Copper is critical to the infrastructure for the EV market*
- ✓ *Cobalt is a critical component of the EV Battery market*



Nickel
***850,000mt**

0.26% Ni

****55%**



PGM + Au
5.8M Oz

0.25 g/t Pt, 0.26 g/t Pd, 0.05 g/t Au

25%



Copper
504,000mt

0.16% Cu

13%



Cobalt
49,000mt

150 ppm Co

7%

* Total Measured + Indicated Resource: 323.4 MMT containing 0.26% Ni, 0.16% Cu, 150 ppm Co, 0.253 g/t Pt, 0.255 g/t Pd, and 0.046 g/t Au; Total Inferred Resource: 108.1 MMT containing 0.29% Ni, 0.15% Cu, 160 ppm Co, 0.256 g/t Pt, 0.279 g/t Pd, and 0.04 g/t Au
** Value of metal contained per tonne of rock using : $8.50/lb Ni; $3.50/lb Cu; $20.00/lb Co; $1,300/oz Pt; $1,300/oz Pd; and $1,700/oz Au

NICKEL SHÄW RESOURCE ESTIMATE

43-101 Resource Estimate												
	Ni	Cu	Co	Pt	Pd	Au	Ni	Cu	Co	Pt	Pd	Au
Tonnes (000's)	%	%	%	g/t	g/t	g/t	kt	Kt	kt	Moz	Moz	Moz
Measured & Indicated												
323,400	0.26	0.16	0.015	0.25	0.26	0.05	850	500	50	2.6	2.7	0.5
Inferred												
108,100	0.29	0.15	0.016	0.26	0.28	0.04	313	163	17	0.90	1.00	0.1

- Mineral Resources do not have demonstrated economic viability
- The Qualified Person for the Mineral Resources is John Marek RM-SME, Professional Engineer Yukon Territory
- Average grade calculations on this table are impacted by rounding.
- Tonnages are reported in units of 1,000 metric tonnes (Ktonnes)
- Contained Base Metal reported in units of 1,000 metric tonnes (Ktonnes)
- Contained Precious Metal reported in units of a million troy ounces, MMoz
- Metal Prices for Resources Determination in USD:
  - Nickel: $8.25/lb, Copper: $3.00/lb, Cobalt: $24.00/lb
  - Platinum: $1,200/troy oz, Palladium: $900/troy oz, Gold: $1,300/troy oz
- Net of Smelting (NSR) cutoff grades range from $11.51 to $11.74 U.S. Dollars





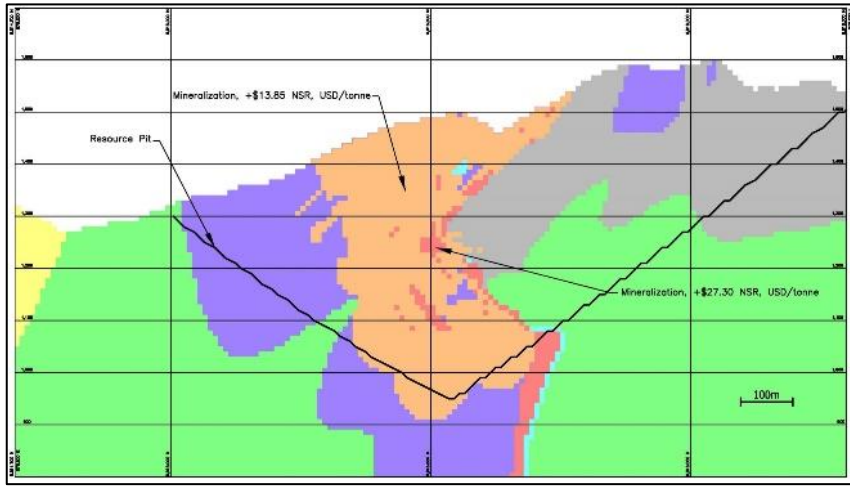

ENVIRONMENT & SOCIAL INITIATIVES

ENVIRONMENT

- Reducing carbon footprint with LNG and renewable power generation
- Reducing impacts on water with tailings process water recycling and minimizing the volume of impacted water captured on site
- Baseline environmental programs continued since 2012 for water quality, climate, aquatic resources and wildlife

SOCIAL LICENCE

- Strong partnership with Kluane First Nation including exploration cooperation agreement and joint advisory committee
- Community support initiatives focused on Kluane business development group and local hiring

POTENTIAL FOR CARBON CAPTURE

- Laboratory work confirmed the carbon absorbing characteristics of both the tailing and waste rock anticipated at the Nickel Shäw Wellgreen Deposit
- **Serpentine minerals react with atmospheric carbon dioxide (CO_2) and precipitate carbonate minerals** which is safe to the environment facilitating the environmentally friendly capture and storage of CO_2
- **Serpentine minerals comprise bulk of tailings generated from NCP's 2018 mini pilot plant (MPP) metallurgical study;** waste rock also contains serpentine minerals







NICKEL SHÄW - DISTRICT SIZE POTENTIAL

- **18 km strike** of host ultramafic within 146 sq km total land package
- Extensive geophysics work done on the property in 2019 and 2020
- Numerous electromagnetic conductors detected potentially representing Ni-sulphide mineralization
- Large drill-hole and surface sampling database
- Extensive historic soil geochemistry with coincident Ni-Cu-PGE anomalies
- Very limited drilling outside of Wellgreen deposit prior to 2021 exploration program
- Class 4 permit in place for drill testing

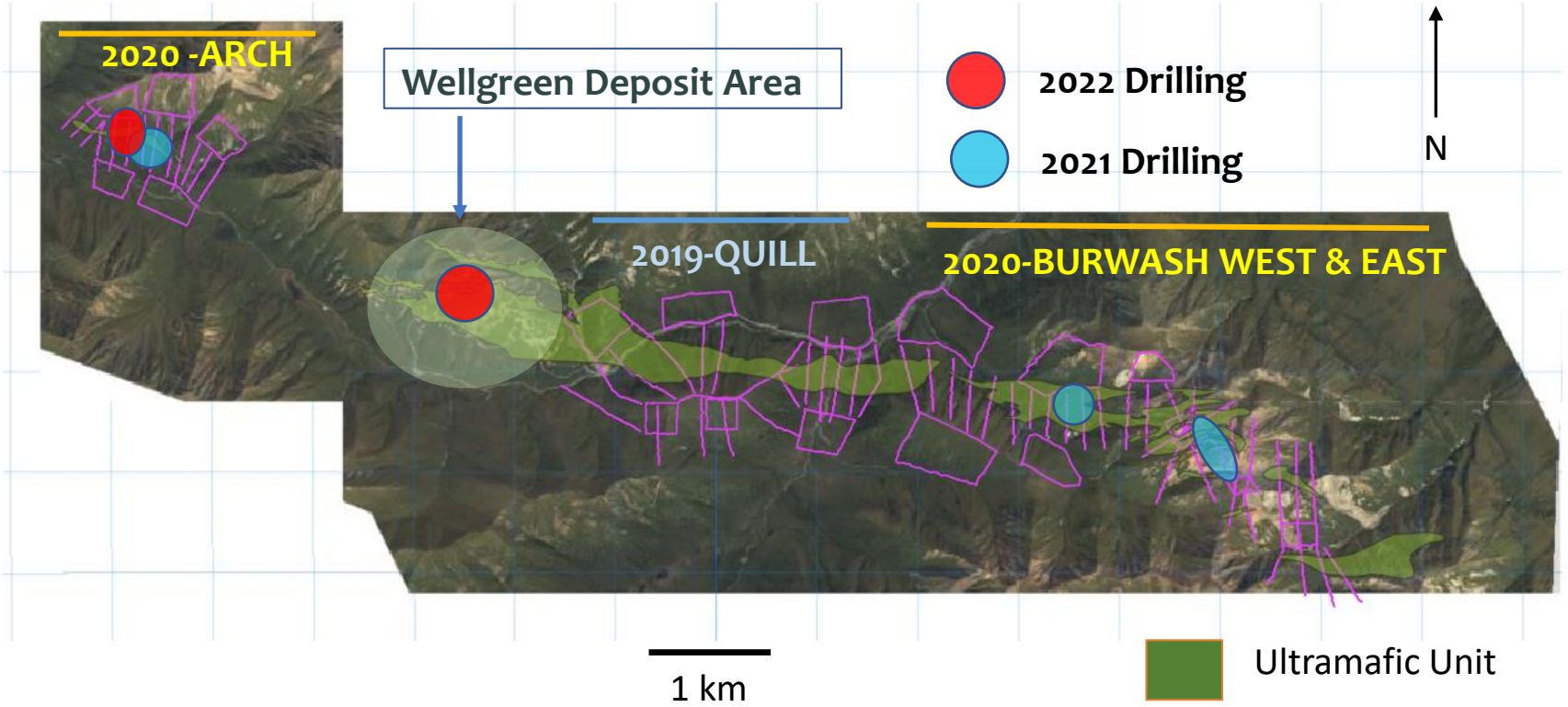

HIGH GRADE - ARCH ZONE

- 12 drill holes were completed on the Arch Zone totaling 1,257 metres in 2021; **10 drill holes totaling 1,260 metres were completed in 2022 with assays pending**
- All holes intersected near surface massive to semi-massive sulphide nickel-copper mineralization
- Significant platinum, palladium and gold in these intervals of 1.30 to 3.97 grams per tonne of total precious metals
- Geophysics results show untested conductive plates down-dip and down-plunge of current drilling

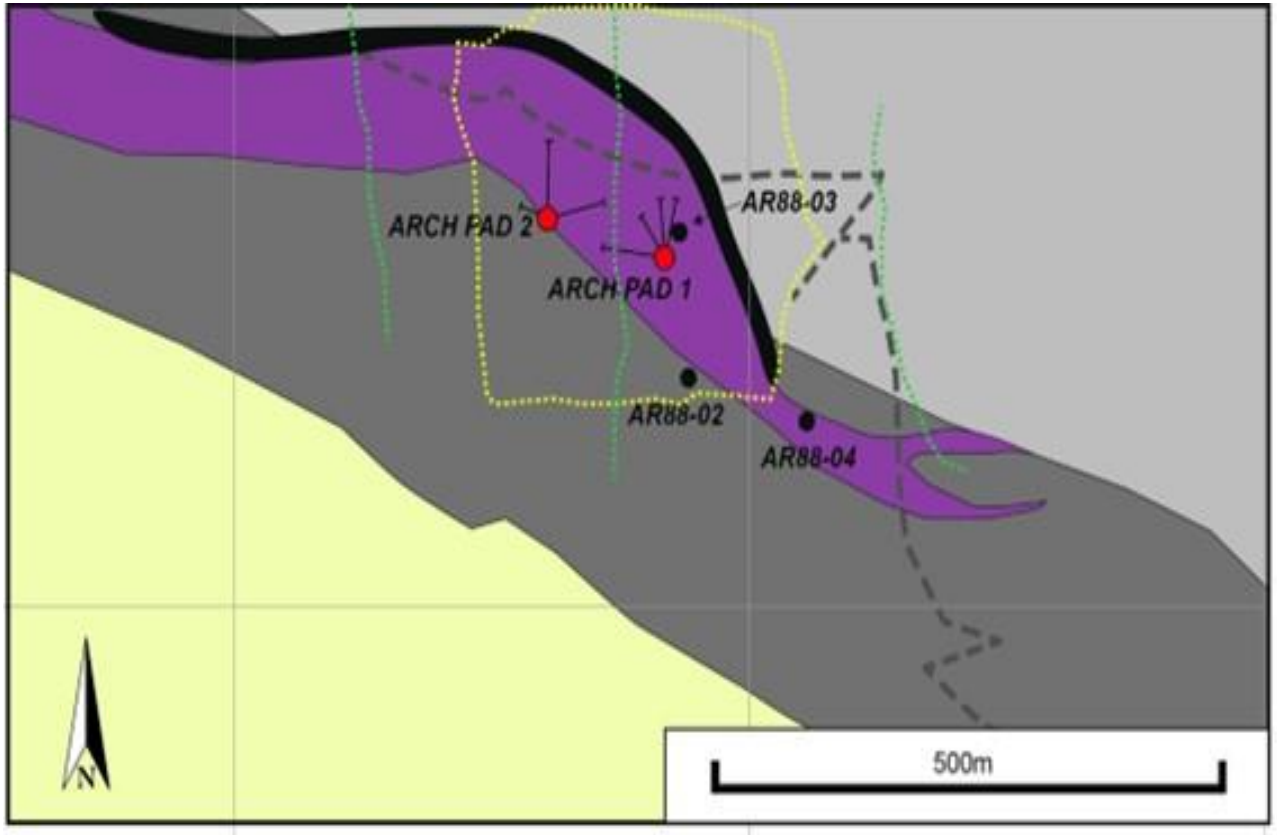

ARCH ZONE CROSS SECTION

- View showing the conductive plates from the Geophysics



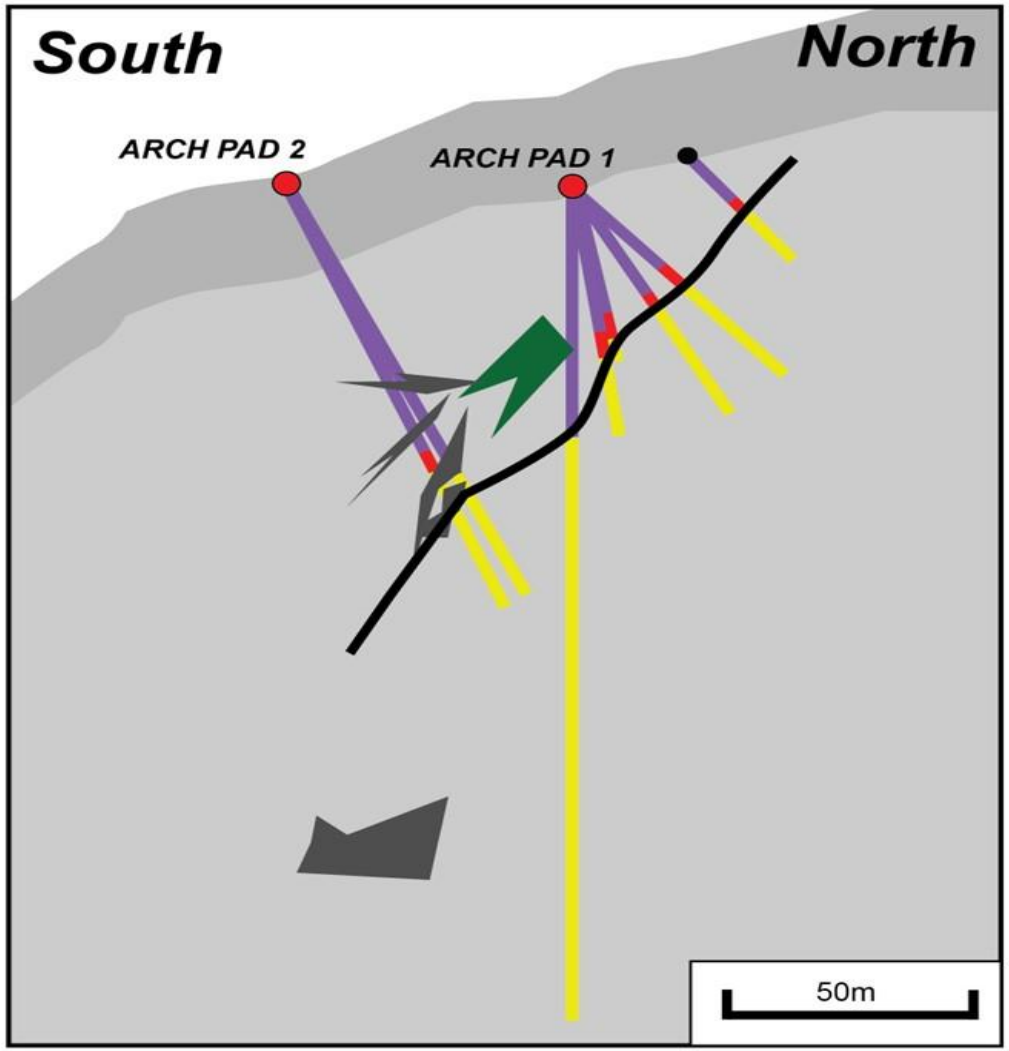

ARCH DRILLING SUMMARY

Massive and semi-massive sulphide intervals

Hole	Ni%	Cu%	Co%	S%	Interval (m)	From (m)
ASD21-001	2.55	1.35	0.10	14.90	3.19	40
ASD21-002	2.15	0.92	0.04	5.87	1.01	52.15
ASD21-003	2.56	1.44	0.07	9.92	4.32	63.5
ASD21-004	3.85	1.37	0.12	24.15	3.45	34.5
ASD21-005	1.22	2.77	0.05	8.48	1.86	41
ASD21-008	3.68	1.14	0.07	11.18	2.09	86.17

Hole	Pt g/t	Pd g/t	Au g/t	TPM g/t	Interval (m)	From (m)
ASD21-001	1.09	1.99	0.17	3.25	3.19	40
ASD21-002	0.36	0.93	0.01	1.30	1.01	52.15
ASD21-003	0.68	1.93	0.08	2.69	4.32	63.5
ASD21-004	1.61	2.18	0.18	3.97	3.45	34.5
ASD21-005	1.15	2.56	0.13	3.84	1.86	41
ASD21-008	0.70	1.30	0.02	2.02	2.09	86.17

Note: All intervals listed are down-hole core lengths, not true widths; interval grades are length weighted. A cut-off grade of 1.0% Ni was applied for the massive to semi-massive sulphide, and 0.3% Ni for the disseminated sulphide.

Combined massive, semi-massive and disseminated sulphide intervals

Hole	Ni%	Cu%	Co%	S%	Interval (m)	From (m)
ASD21-001	0.87	0.52	0.03	4.90	15.19	28
ASD21-002	0.45	0.25	0.02	3.11	23.66	29.5
ASD21-003	0.84	0.53	0.03	6.98	21.82	46
ASD21-004	1.41	0.55	0.05	9.91	11.95	26
ASD21-005	0.55	0.69	0.02	2.71	12.36	30.5
ASD21-006	0.43	0.32	0.02	1.29	15.16	40.92
ASD21-007	0.33	0.21	0.02	0.94	22.79	6
ASD21-008	0.89	0.38	0.03	3.64	11.26	77
ASD21-009	0.32	0.14	0.01	0.32	26.95	3.05

Hole	Pt g/t	Pd g/t	Au g/t	TPM g/t	Interval (m)	From (m)
ASD21-001	0.64	1.13	0.11	1.89	15.19	28
ASD21-002	0.53	0.91	0.07	1.51	23.66	29.5
ASD21-003	0.72	1.33	0.08	2.13	21.82	46
ASD21-004	0.91	1.46	0.12	2.49	11.95	26
ASD21-005	0.61	1.08	0.10	1.79	12.36	30.5
ASD21-006	0.52	0.78	0.08	1.37	15.16	40.92
ASD21-007	0.34	0.54	0.05	0.93	22.79	6
ASD21-008	0.03	0.82	0.05	0.90	11.26	77
ASD21-009	0.05	0.36	0.05	0.45	26.95	3.05

WEST & EAST BURWASH CONDUCTORS

- Good conductors at our Burwash area that require follow up

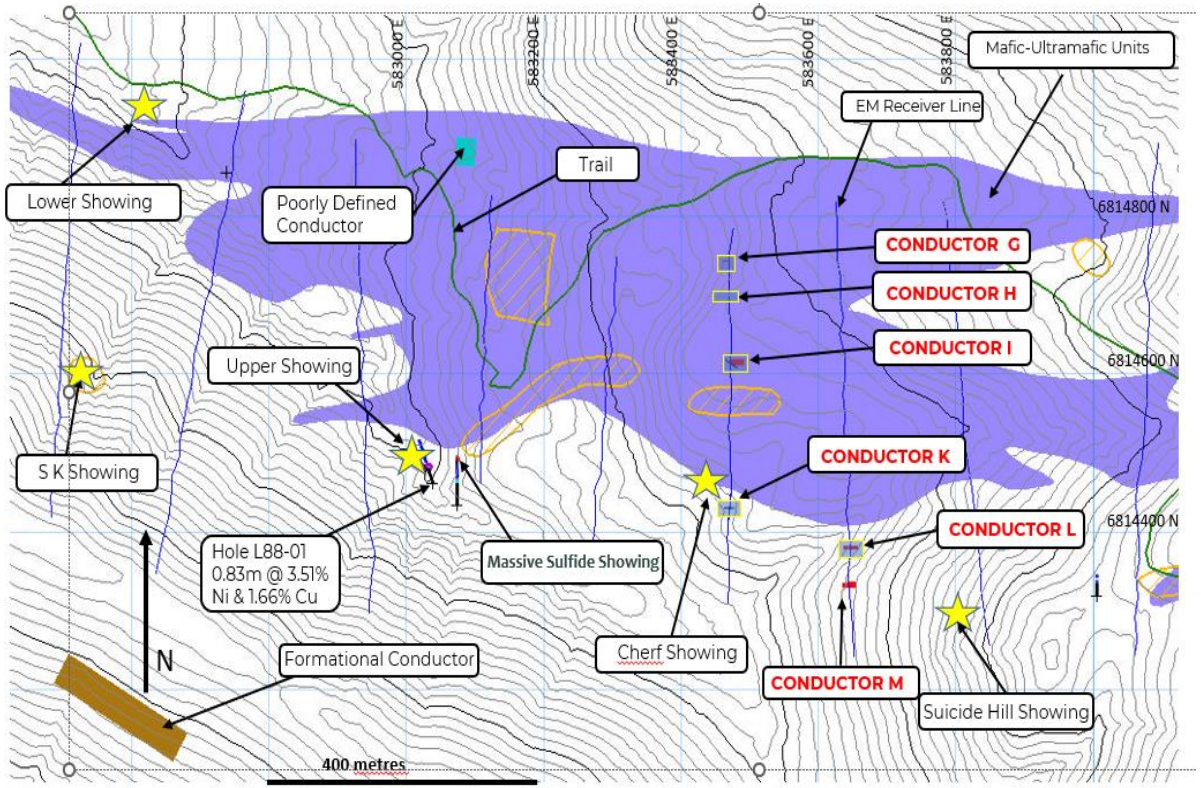

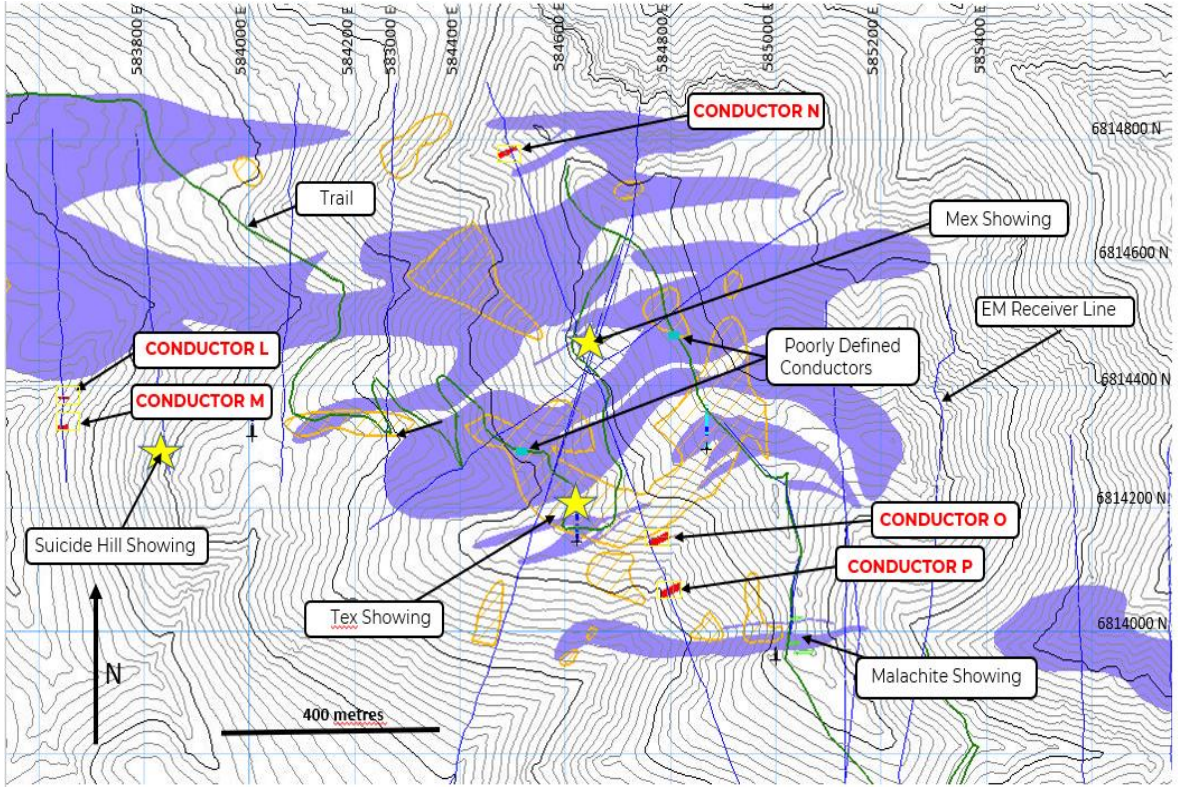

100 ppb Pt Soil Geochem Contour

Ultramafic Units

NICKEL SHÄW'S PEER GROUP OF LARGE, OPEN-PIT DEPOSITS

GLOBAL LARGEST OPEN-PIT NICKEL SULPHIDE DEVELOPMENT PROJECTS, RANKED BY NICKEL EQUIVALENT GRADE

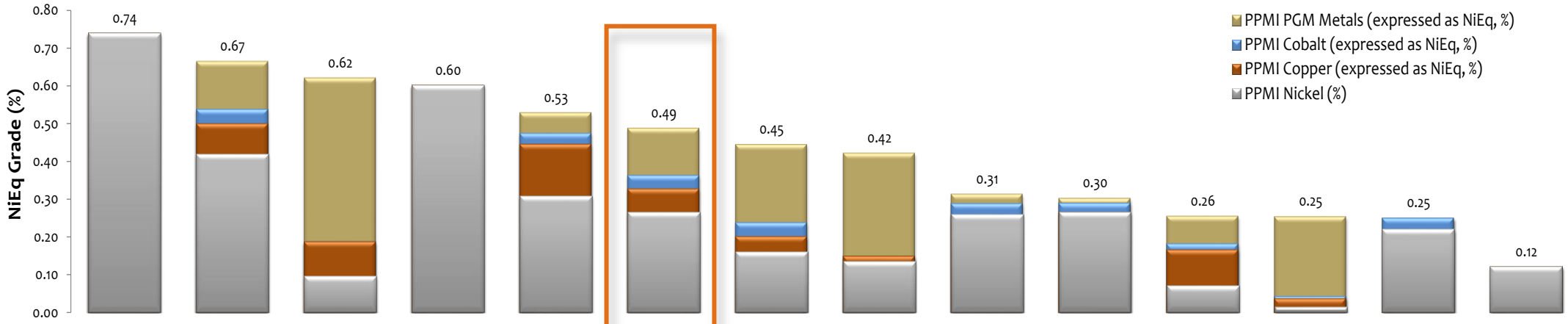

Asset	Minago	Kingash	Suhanko Arctic Platinum	Yakabindie	West Musgrave	Nickel Shaw	Julimar	Grasvally	Crawford	Dumont	NorthMet	River Valley	Turnagain	Decar
Location	Manitoba	Russia	Finland	Western Australia	Western Australia	Yukon Territory	Western Australia	South Africa	Ontario	Quebec	Minnesota	Ontario	British Columbia	British Columbia
Stage	Feasibility	Resource	Resource	Resource	PFS	Resource	Resource	PFS	Resource	Feasibility	Feasibility	PEA	PEA	PEA
Owners	Silver Elephant 100%	ONEXIM Group 100%	CD Capital NR Fund III 100%	BHP Group 100%	OZ Minerals Limited 100%	Nickel Creek Platinum 100%	Chalice Mining 100%	Forward Africa Mining 74% Impala Platinum 26%	Canada Nickel 100%	Waterton 100%	PolyMet Mining 100%	New Age Metals 100%	Giga Metals 100%	FPX Nickel 100%
Operator Ticker	ELEF-TSX	N/A	N/A	BHP-ASX	OZL-ASX	NCP-TSX	CHN-ASX	N/A	CNC-TSXV	N/A	POM-TSX	NAM-TSXV	GIGA-TSXV	FPX-TSXV
Resource Grade (P&P Reserves + M&I Resources														
Nickel (%)	0.74	0.42	0.10	0.60	0.31	0.26	0.16	0.13	0.26	0.27	0.07	0.01	0.22	0.12
Copper (%)	-	0.20	0.23	-	0.34	0.16	0.10	0.04	-	-	0.23	0.06	-	-
PGMs (g/t)	-	0.55	1.92	-	0.22	0.55	0.92	1.22	0.02	0.03	0.31	0.79	-	-
NiEq (%)	0.74	0.67	0.62	0.60	0.53	0.49	0.45	0.42	0.31	0.30	0.26	0.25	0.25	0.12
Metal Contained (P&P Reserves + M&I Resources														
Nickel (M lb)	722	4,538	245	3,269	2,116	1,884	560	218	7,670	9,750	1,046	28	7,038	5,368
Copper (M lb)	-	2,153	585	-	2,315	1,111	349	63	-	-	3,538	115	-	-
PGMs (k oz)	-	8,771	7,214	-	2,224	5,756	4,680	2,880	360	1,469	7,140	2,281	-	-
NiEq (M lb)	722	7,212	1,601	3,269	3,645	3,485	1,550	686	10,469	11,145	2,503	503	7,216	5,368

Note: Equivalent metal calculated on in-situ basis, assuming 100% recovery. This chart uses metal price assumptions of $8.50/lb nickel, $3.50/lb copper, $20/lb cobalt, $1300/oz platinum, $1300/oz Palladium, and $1500/oz gold. Figures shown may vary slightly from the published numbers due to rounding.

NICKEL SHÄW AMONG THE LARGEST PGM ENDOWMENTS

LARGEST PGM DEVELOPMENT PROJECTS, OUTSIDE OF RUSSIA AND SOUTH AFRICA, RANKED BY CONTAINED OUNCES

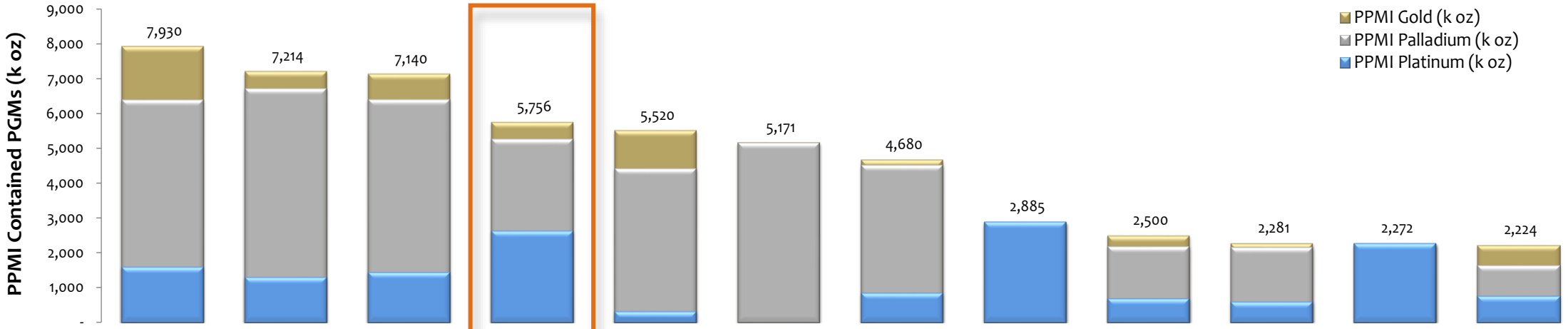

Asset	Mesaba	Suhanko Arctic Platinum	NorthMet	Nickel Shaw	Skaergaard	Marathon	Julimar	Bokai	Birch Lake	River Valley	Selkirk	West Musgrave
Location	Minnesota, USA	Lappi, Finland	Minnesota, USA	Yukon Territory	Greenland	Ontario, Canada	Western Australia	Zimbabwe	Minnesota, USA	Ontario, Canada	Botswana	Western Australia
Stage	Resource	Resource	Feasibility	Resource	Resource	Feasibility	Resource	Resource	PEA	PEA	Feasibility	PFS
Mine Type	Open Pit	Open Pit	Open Pit	Open Pit	Underground	Open Pit	Open Pit	Underground	Underground	Open Pit	Open Pit	Open Pit
Owners	Teck Resources 100%	CD Capital NR Fund III 100%	PolyMet Mining 100%	Nickel Creek Platinum 100%	Major Precious Metals 100%	Generation Mining 80.7% Sibanye 19.3%	Chalice Mining 100%	Eurasian Resources 60% Government of Zimbabwe 40%	Antofagasta 82% Beaver Bay JV 18%	New Age Metals 100%	Norilsk Nickel 85% Government of Botswana 15%	OZ Minerals Limited 100%
Operator Ticker	TECK.B-TSX	Private	POM-TSX	NCP-TSX	SIZE-NEOE	GENM-TSX	CHN-ASX	ENRC-LSE	ANTO-LSE	NAM-TSXV	MNOD-LSE	OZL-ASX
PGM Contained P&P Reserves + M&I Resources												
Platinum (k oz)	1,600	1,310	1,450	2,628	330	-	860	2,885	700	606	2,272	769
Palladium (k oz)	4,800	5,413	4,960	2,648	4,100	5,171	3,670	-	1,500	1,568	-	886
Gold (k oz)	1,530	491	730	480	1,090	-	150	-	300	107	-	569
Total PGMs (k oz)	7,930	7,214	7,140	5,756	5,520	5,171	4,680	2,885	2,500	2,281	2,272	2,224

Note: The dataset excludes projects located in Russia and South Africa. This chart attributes Platinum Group Metals (PGM) as Platinum, Palladium, and Gold.
Figures shown may vary slightly from the published numbers due to rounding. *Marathon resource was reported by Sibanye-Stillwater as total PGE2, which includes both Platinum + Palladium.

NORTH AMERICAN PEER COMPARISON

Nickel Creek is significantly undervalued in comparison to its North American peers:

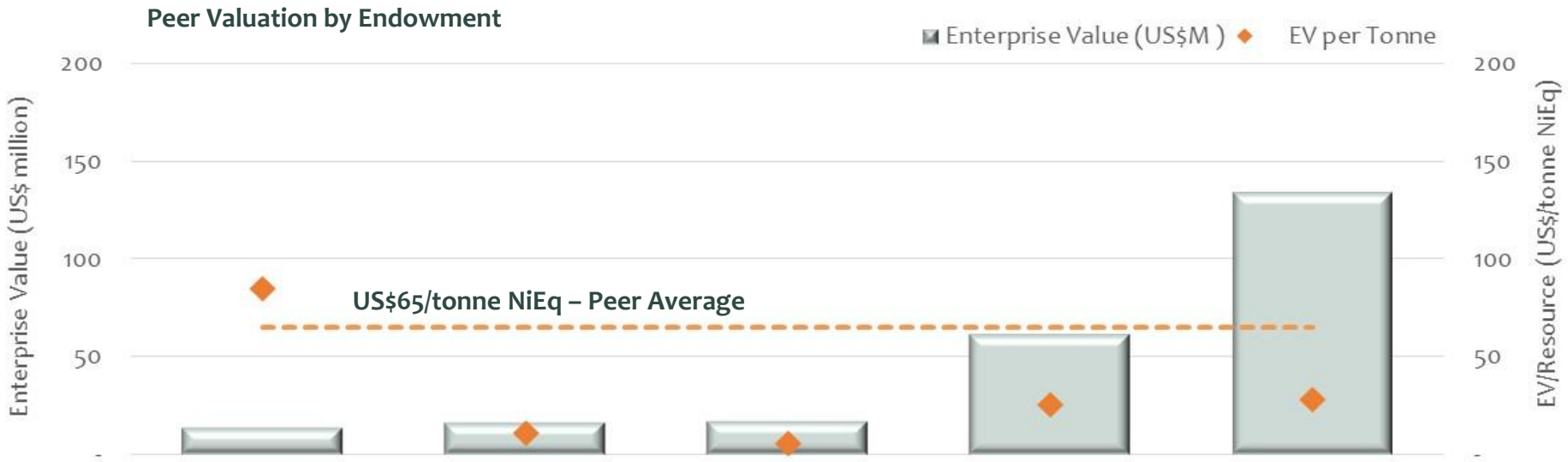

Company	Grid Metals	**Nickel Creek Platinum**	GIGA Metals	FPX Nickel	Canada Nickel
Primary Asset	Makwa Mayville	**Nickel Shaw**	Turnagain	Decar	Crawford
Stage	Resource	**Resource**	PEA	PEA	PEA
Share Price (US$)	0.15	**0.04**	0.24	0.31	1.33
Market Cap (US$M)	24.6	**17.8**	23.4	75.6	150.4
Enterprise Value (US$M)	14.2	**16.5**	17.3	61.8	134.0
Endowment (M&I)					
Nickel (M lbs)	203	**1,884**	7,038	5,368	7,670
NiEq (M lbs)	370	**3,485**	7,216	5,368	10,469
EV per Tonne					
($/tonne NiEq)	84.6	10.4	5.3	25.4	28.2

Source: S&P Global Market Intelligence; Yahoo Finance, share price as of January 13, 2023
Equivalent metal calculated on in-situ basis, assuming 100% recovery, and using $8.50/lb nickel, $3.50/lb copper, $20/lb cobalt, $1300/oz platinum, $1300/oz Palladium, and $1500/oz gold.
Figures shown may vary slightly from the published numbers due to rounding.

SUMMARY

- Strong institutional shareholders
- Large, well defined NI 43-101 resource, with 75% of the tonnage in the measured and indicated category
- Advanced metallurgy – mini pilot plant completed with saleable nickel and copper concentrates
- Internal mine planning & optimization studies completed
- Baseline environmental studies – water, wildlife, low carbon footprint
- Work on the PFS fieldwork (geotechnical, hydrogeology, resource category conversion) completed in anticipation of a PFS in 2023
- Follow up drilling to the successful 2021 program on the Arch target. Aim is to define the extent continuity and grade of the Arch mineralization.
- 2022 drill program completed on the Arch Zone; assays expected in Q1 2023