

2025  
**CORPORATE SOCIAL  
RESPONSIBILITY**  
INTERIM REPORT



**TRINITY INDUSTRIES**

# CONTENTS

## 3 About Trinity

## 8 2025 Achievements, Awards, and Certifications

## 9 2025 Highlights

Our People and Communities

Environmental Sustainability

Governance and Ethics

## 14 Corporate Social Responsibility Report Performance

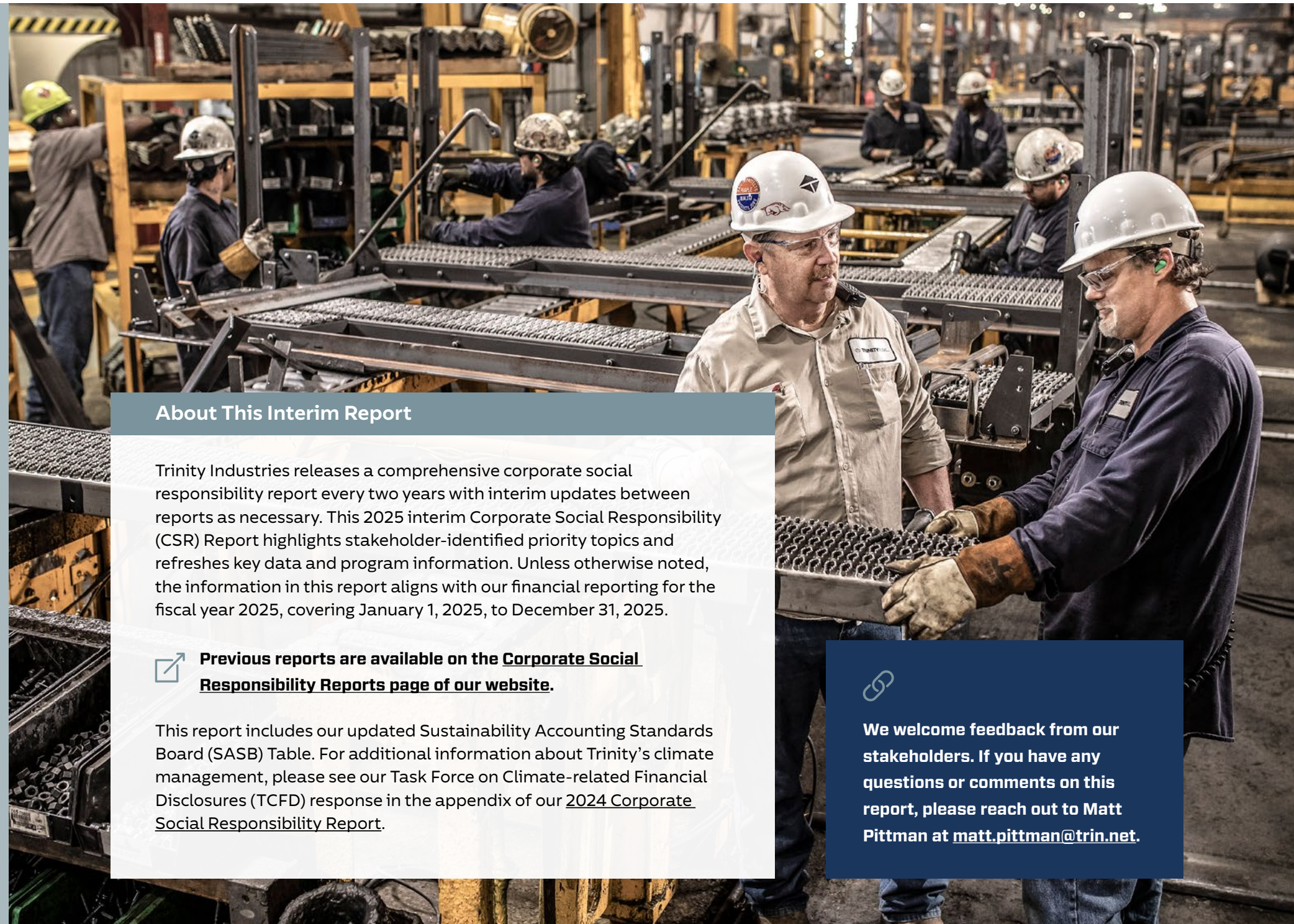
## 19 Additional Information

Sustainable Accounting Standards Board (SASB) Table

Statements, Policies, and Resources


Forward-Looking Statements

Limited Assurance Report for 2025 Water, Energy, and Scope 1 and 2 GHG Emissions



### About This Interim Report

Trinity Industries releases a comprehensive corporate social responsibility report every two years with interim updates between reports as necessary. This 2025 interim Corporate Social Responsibility (CSR) Report highlights stakeholder-identified priority topics and refreshes key data and program information. Unless otherwise noted, the information in this report aligns with our financial reporting for the fiscal year 2025, covering January 1, 2025, to December 31, 2025.

 **Previous reports are available on the [Corporate Social Responsibility Reports page of our website.](#)**

This report includes our updated Sustainability Accounting Standards Board (SASB) Table. For additional information about Trinity's climate management, please see our Task Force on Climate-related Financial Disclosures (TCFD) response in the appendix of our [2024 Corporate Social Responsibility Report](#).



**We welcome feedback from our stakeholders. If you have any questions or comments on this report, please reach out to Matt Pittman at [matt.pittman@trin.net](mailto:matt.pittman@trin.net).**

# ABOUT TRINITY

Trinity Industries, Inc., headquartered in Dallas, Texas, owns businesses that are leading providers of rail transportation products and services in North America. Our businesses market their railcar products and services under the trade name *TrinityRail*®. Our platform also includes the brands of RSI Logistics, a provider of software and logistics solutions, and Holden America, a supplier of railcar parts and components. Our platform provides railcar leasing and management services, railcar manufacturing, railcar maintenance and modifications, and other railcar logistics products and services.

Our railcars play an integral role throughout North America, transporting essential goods that keep the economy moving. At Trinity, we remain committed to rail solutions that deliver goods safely, efficiently, and sustainably for the good of our customers, shareholders, employees, and the communities we serve. Delivering Goods for the Good of All is why we proudly come to work each day.

## OUR OPERATIONS

**90+**

Years in Business

**50+**

Years Manufacturing Railcars

**40+**

Years Leasing Railcars

**146,200+**

Railcars Under Management (including those owned by third-party investors): **97% Utilization**

**6,110<sup>1</sup>**

Employees, with **43% in the United States and 57% in Mexico**

**\$2.2B**

2025 Revenue

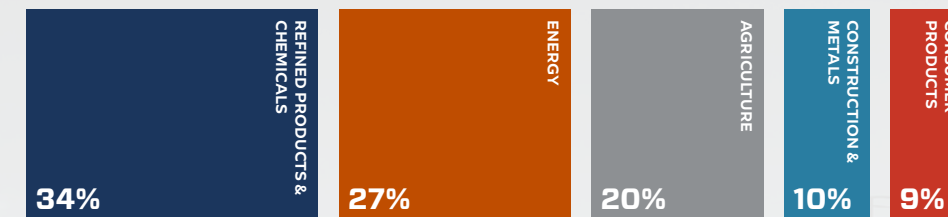
**270**

Different railcar designs

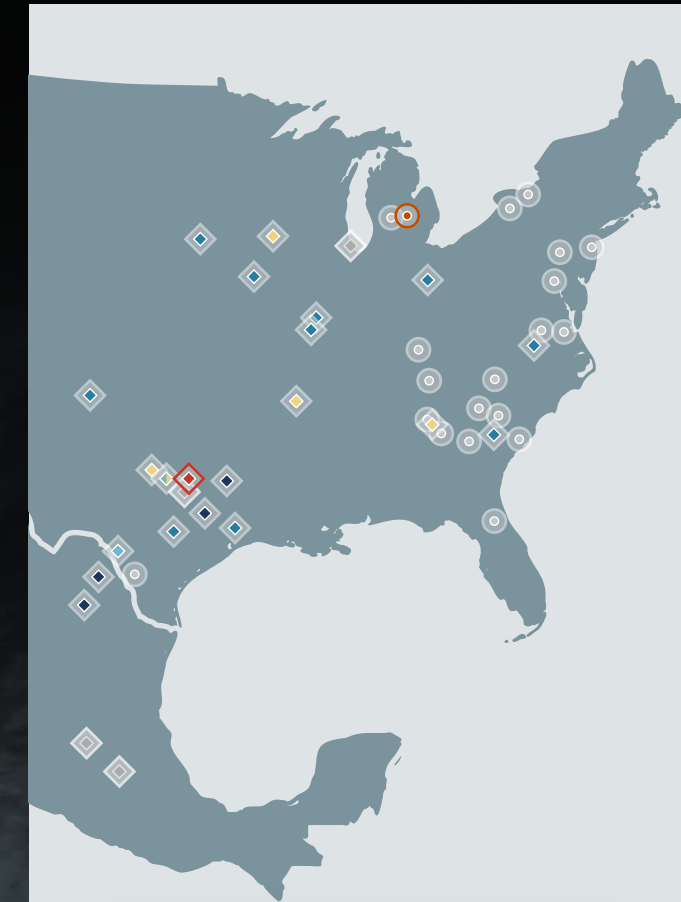
1. As of 12/31/2025

**900**

different commodities shipped across the following markets



Data presented in this chart reflects Company-owned fleet assets as of December 31, 2025



### TrinityRail Locations

- ◆ Headquarters
- ◆ Manufacturing
- ◆ Office
- ◆ Maintenance
- ◆ Parts
- ◆ Mobile Repair Unit

### RSI Logistics Locations

- Headquarters

CONTENTS

+ ABOUT TRINITY

2025 ACHIEVEMENTS,  
AWARDS &  
CERTIFICATIONS

2025 HIGHLIGHTS

- Our People and Communities
- Environmental Sustainability
- Governance and Ethics

CORPORATE SOCIAL  
RESPONSIBILITY REPORT  
PERFORMANCE

ADDITIONAL INFO



# BUSINESS SEGMENTS

## The TrinityRail Platform

We coordinate sales and marketing activities for our railcar leasing, manufacturing, and maintenance services under the TrinityRail platform. The TrinityRail platform serves as a single point of contact for railroads, shippers, and third-party leasing companies seeking rail equipment and services.



In 2025, TrinityRail acquired Holland's rail component products and intellectual property, including boxcar load-securement products, multilevel securement/protection products, an intermodal/flat-car low-profile container lock, and a coil-car Crossbar Beam Liner.

## Reporting Segments

### Railcar Leasing and Services Group

As a leading provider of comprehensive railcar industry services in North America, we offer full-service operating leases for freight and tank railcars. We are a leader in the rail industry's digital transformation. We provide digital and terminal management services to increase supply chain efficiency and visibility, leveraging data, insights, and analytics to inform decisions that improve operations and reduce costs.

**101,485**


Railcars in Trinity's lease fleet

**97%**

Utilization

### Rail Products Group

With facilities in the U.S. and Mexico, we are a leading manufacturer of freight and tank railcars in North America, used to transport a wide variety of liquids, gases, automobiles, and dry cargo. Additionally, our Rail Products Group offers a sustainable railcar conversion program to convert or upgrade tank and freight cars to better meet changing demands. Our parts and components business provides complementary rail-related offerings, including manufacturing and distributing new, refurbished, and replacement parts.



CONTENTS

+ ABOUT TRINITY

2025 ACHIEVEMENTS,  
AWARDS &  
CERTIFICATIONS

2025 HIGHLIGHTS

- Our People and Communities
- Environmental Sustainability
- Governance and Ethics

CORPORATE SOCIAL  
RESPONSIBILITY REPORT  
PERFORMANCE

ADDITIONAL INFO

# PURPOSE AND CORE VALUES

Our purpose is Delivering Goods for the Good of All, and we are committed to being a premier provider of railcar products and services. We continuously grow and enhance our product and service offerings to optimize the ownership and use of railcars and improve our customers' logistics operations. Trinity approaches our markets with the goal of leading the way. Everything begins with our Core Values, which form the foundation of how we do business. This is supported by our Code of Business Conduct and Ethics that guides our actions and decision-making with integrity and accountability.

**Our Core Values are the foundational characteristics of our Company. We strive to live these Core Values in our daily work and interactions with each other, our customers, and our shareholders. Each serves as a cultural cornerstone and defines how we accomplish our purpose.**

## INTEGRITY

We do the right thing

## DIVERSITY & INCLUSION

We pursue diverse talent and perspectives

## COMMITMENT

We do what we say we are going to do

## EXCELLENCE

We passionately do our best

## INNOVATION

We boldly seek to improve



**DELIVERING GOODS FOR THE GOOD OF ALL**

CUSTOMERS | SHAREHOLDERS | EMPLOYEES

RETURNS-FOCUSED

OPTIMIZATION | INNOVATION | CUSTOMER EXPERIENCE | SUSTAINABILITY

LEASING | MANUFACTURING | MAINTENANCE | SERVICES

INTEGRITY | DIVERSITY & INCLUSION | COMMITMENT  
EXCELLENCE | INNOVATION



CONTENTS

+ ABOUT TRINITY

2025 ACHIEVEMENTS,  
AWARDS &  
CERTIFICATIONS

2025 HIGHLIGHTS

- Our People and Communities
- Environmental Sustainability
- Governance and Ethics

CORPORATE SOCIAL  
RESPONSIBILITY REPORT  
PERFORMANCE


ADDITIONAL INFO

## PRODUCTS AND INNOVATION

Trinity continually works to provide innovative, customer-focused solutions. We strive to help our customers through:

- + Keeping railcars in service
- + Providing lower cost of ownership
- + Ensuring more efficient fleet sizing
- + Delivering consistent service
- + Offering greater peace of mind


Innovation is one of our Core Values — and we believe it is the key to success in the competitive and dynamic rail industry. We continue to listen to our customers, study the market, and anticipate future product needs. As part of our innovation process, we consider sustainability throughout product development.

 **For additional information on the quality, safety, and sustainability attributes of our products, as well as our New Product Development process, please see our [2024 Corporate Social Responsibility Report](#).**

### Innovation Spotlights

#### Composite Tank Car Fittings Plate

Trinity's new Composite Tank Car Fittings Plate represents an innovative advancement in railcar design that supports both safety and sustainability objectives. Engineered using high-strength composite materials, the fittings plate offers enhanced durability and corrosion resistance compared to traditional steel components, extending service life and reducing maintenance frequency. Additionally, composite materials can reduce the need for repairs and replacements, thereby minimizing waste. By integrating performance, longevity, and efficiency, the Composite Tank Car Fittings Plate aligns with Trinity's commitment to delivering products that enhance operational reliability while advancing environmental stewardship.



#### TrinCool®



Trinity Industries' TrinCool® refrigerated boxcar solution advances sustainable freight transportation

through improved thermal efficiency and lightweight design. Through key partnerships within the rail industry, we developed enhancements to refrigerated cars, including a more fuel-efficient refrigeration system that operates only when needed, advanced temperature monitoring, and overall reduced railcar weight, increased cargo volume, and improved insulation performance. Together, these innovations help lower fuel consumption, reduce greenhouse gas emissions, minimize product loss, and improve overall supply chain efficiency.



#### CONTENTS

##### + ABOUT TRINITY

2025 ACHIEVEMENTS,  
AWARDS &  
CERTIFICATIONS

##### 2025 HIGHLIGHTS

- Our People and Communities
- Environmental Sustainability
- Governance and Ethics

CORPORATE SOCIAL  
RESPONSIBILITY REPORT  
PERFORMANCE

##### ADDITIONAL INFO

# SUSTAINABILITY TRACK

Rail transportation is one of the most sustainable modes of freight movement. Trinity builds on this advantage by embedding customer priorities into a responsible, safe, and efficient transportation strategy. Through innovation and its products and services, Trinity supports more sustainable supply chains and helps customers enhance the performance of their operations.

 For additional details on our Corporate Social Responsibility strategy, including its governance, stakeholder engagement, and materiality evaluation that continues to be the basis of our approach, please see our [2024 Corporate Social Responsibility Report](#).

## Voluntary Reporting

We will continue to report transparently to standards and frameworks:

- + Task Force on Climate-related Financial Disclosures (TCFD)
- + Sustainability Accounting Standards Boards (SASB)
- + CDP Climate Change and Water questionnaires
- + Supplier engagement questionnaires, such as EcoVadis.



*Click to view further details and methodology information about our EcoVadis recognition.*



CONTENTS

+ ABOUT TRINITY

2025 ACHIEVEMENTS,  
AWARDS &  
CERTIFICATIONS

2025 HIGHLIGHTS

- Our People and Communities
- Environmental Sustainability
- Governance and Ethics

CORPORATE SOCIAL  
RESPONSIBILITY REPORT  
PERFORMANCE

ADDITIONAL INFO

# 2025 ACHIEVEMENTS, AWARDS, AND CERTIFICATIONS

## KEY ACHIEVEMENTS

In 2025, Trinity continued its focus on the safety and success of our people and made progress toward understanding our environmental impact. **A few highlights include:**

+ **Achieved safety incident rates at less than half the industry average for over 5 years**



+ **Engaged more than 300 employees through “Yo Me Sumo,” an employee-led initiative that identified 900 potential facility optimization improvements**

+ **Reduced scope 1 and 2 emissions, reporting on 100% of Trinity’s operations**

+ **Calculated and reported our first renewable energy mix**

+ **Volunteered more than 1,000 employee hours in 2025, giving time and talent to local community organizations**

## AWARDS

+ **Ecovadis Bronze Medal Award:**



In 2025, Trinity Industries earned the EcoVadis Bronze Medal, placing Trinity among the top 35% of companies assessed globally across industries in recognition of the Company’s ongoing commitment to sustainability and responsible business practices.

*[Click to view further details and methodology information about our EcoVadis recognition.](#)*

+ **CEMEFI ESR Badge:**



For the sixth consecutive year, Trinity’s facilities in Mexico earned the Socially Responsible Company (ESR) distinction in recognition of the Company’s commitment to ethical management, social responsibility, environmental stewardship, and community engagement.

+ **Responsible Care Awards from the American Chemistry Council**



- Product Safety Award for Tersus Cleaning System
- Facility Safety Awards at three U.S. Trinity facilities

## CERTIFICATIONS



For more information on our certifications and accreditations, please see our [2024 Corporate Social Responsibility Report](#).



CONTENTS

ABOUT TRINITY

+ **2025 ACHIEVEMENTS, AWARDS & CERTIFICATIONS**

2025 HIGHLIGHTS

- Our People and Communities
- Environmental Sustainability
- Governance and Ethics

CORPORATE SOCIAL RESPONSIBILITY REPORT PERFORMANCE

ADDITIONAL INFO

# OUR PEOPLE AND COMMUNITIES

## Employee Engagement

We are committed to attracting and retaining highly skilled employees and are proud that our workforce consists of talented people with a variety of backgrounds and experiences.

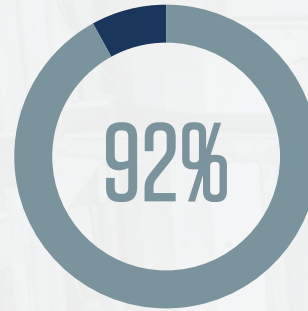
Three pillars support our employee experience strategy:

EMPLOYEE ENGAGEMENT  
AND RETENTION

TALENT ATTRACTION AND  
EMPLOYEE DEVELOPMENT

EMPLOYEE CULTURE  
AND CONNECTION

## Employee Engagement and Retention



**Achieved 92% Response Rate on employee engagement survey**

- + 2025 survey identified strengths in team dynamics (employees treat each other with respect) and future outlook (employees understand Trinity's future plans and believe the company will be successful).
- + Noted opportunities for improvement included further strengthening communication, manager effectiveness, and trust in leadership.

**Enhanced Training:** Trinity launched a Non-Destructive Testing Training Academy to accelerate certification through blended learning across our North American facilities. The program leverages internally developed content to standardize best practices, enable faster updates, reduce reliance on third-party providers, and lower training costs—strengthening workforce capability and operational consistency.

**Employee-Led Optimization:** As part of our efforts to continue building a culture of continuous improvement and employee engagement, Trinity launched “Yo Me Sumo,” an employee-led effort to identify and implement optimization projects focused on efficiency, safety, environmental performance, inventory, and quality.

**Over 300 employees participated, identifying 900 improvements that could yield \$14 million in savings across our Mexico operations.**

CONTENTS

ABOUT TRINITY

2025 ACHIEVEMENTS,  
AWARDS &  
CERTIFICATIONS

+ 2025 HIGHLIGHTS

- Our People and Communities
- Environmental Sustainability
- Governance and Ethics

CORPORATE SOCIAL  
RESPONSIBILITY REPORT  
PERFORMANCE

ADDITIONAL INFO

# Talent Attraction and Employee Development

**Building High-Performing Teams:** As part of our Supervisor Certification Program, nearly 300 plant leaders and supervisors were further empowered to drive innovative business results. The overwhelming success of the program has led to a second installment of the training in 2026.

## Empowering Youth Through Education and Skills Development:

Through its “Impulso Joven: Opening Doors to the Future” initiative, Trinity Mexico partnered with United Way Mexico and ProEmpleo to engage more than 200 local students in a workforce-readiness bootcamp.



**Connecting Students with Career Opportunities:** Trinity hosted 28 scholars from Uplift Education at our headquarters in Dallas, Texas. The agenda exposed students to the corporate environment and provided a view into careers in railcar manufacturing and leasing through leadership discussions and interactive technology demonstrations.



# Employee Culture and Connection

**Employee Resource Groups (ERGs) and Employee Networks (ENs):** Trinity encourages participation in our 11 groups (nine ERGs and two ENs) to help employees grow their professional network, build relationships at work, and learn more about other cultures and one another. All employees are welcome to join any ERG and EN and may join multiple groups if desired. Please see our [2024 Report](#) for a complete list of our active ERGs and ENs.

**\$22,000 allocated to ERGs for charitable donations**

**Driving Community Impact Through United Way:** Trinity Industries ranked among the top 10 corporate United Way giving campaigns in Dallas, raising over \$825,000 to support education, income, and health initiatives across North Texas in partnership with United Way of Metropolitan Dallas.

**Volunteer of the Year Award:** In February, Trinity celebrated team members who demonstrated exceptional generosity and community impact. Damion Soto, Ruby Sanders, and Amy Hamilton were recognized for collectively contributing over 600 volunteer hours in 2025.



CONTENTS

ABOUT TRINITY

2025 ACHIEVEMENTS,  
AWARDS &  
CERTIFICATIONS

**+ 2025 HIGHLIGHTS**

- Our People and Communities
- Environmental Sustainability
- Governance and Ethics

CORPORATE SOCIAL  
RESPONSIBILITY REPORT  
PERFORMANCE

ADDITIONAL INFO

# Safety

We are committed to continuous improvement in providing a safe and healthy work environment for all employees.

## Three Pillars of Our Safety Culture

### LEADERSHIP COMMITMENT

**Annual Facility-Level Targets:** Each Trinity facility sets site-level targets for near-miss reporting, with the goal to increase reporting and encourage employees to identify and report opportunities for improvement.

**Safety Management and Certification:** Renewed and maintained ISO 14001, 45001, and RC14001 certifications across 100% of manufacturing footprint (89% operational footprint).

### EMPLOYEE ENGAGEMENT

**Employees actively engage in safety** by participating in site safety committees, reporting near misses, and reporting hazards within the workplace.

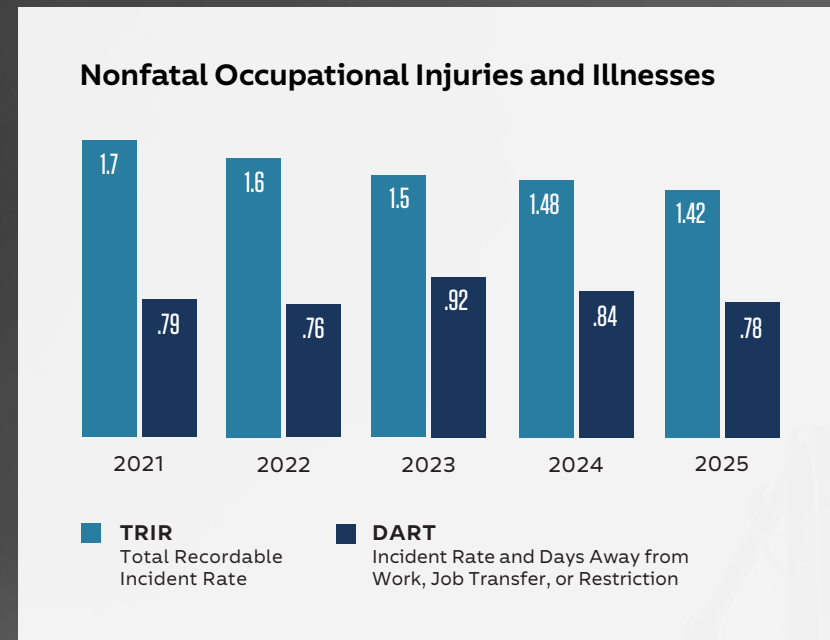
### RISK REDUCTION

**Safety Performance Tracking:** Trinity’s Mobile Repair Unit (MRU) teams drove more than 266,000 miles without a U.S. Department of Transportation recordable incident in 2025.

**Kaizen Events:** We regularly conduct Kaizen (continuous improvement) events to target specific safety improvements by engaging a multi-functional team that works together to reduce risk and continually improve safety within our facilities.

## HEALTH AND SAFETY METRICS

	2021	2022	2023	2024	2025
Employee Fatalities	0	0	0	0	0
Near Miss Frequency Rate	1.38	1.86	7.52	11.31	15.29



CONTENTS

ABOUT TRINITY

2025 ACHIEVEMENTS, AWARDS & CERTIFICATIONS

+ 2025 HIGHLIGHTS

- Our People and Communities
- Environmental Sustainability
- Governance and Ethics

CORPORATE SOCIAL RESPONSIBILITY REPORT PERFORMANCE

ADDITIONAL INFO

2025 HIGHLIGHTS

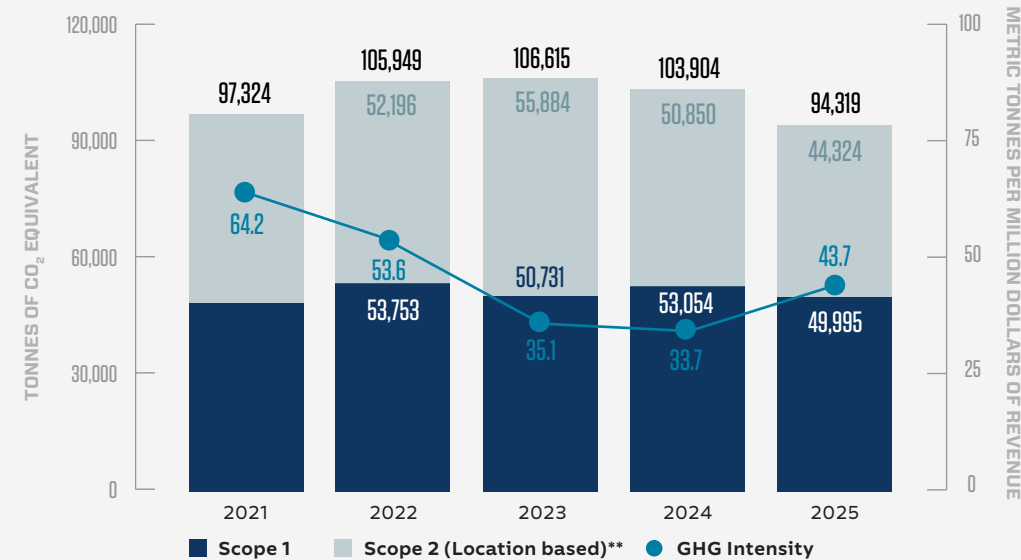
# ENVIRONMENTAL SUSTAINABILITY

Trinity commits to understanding and reducing our environmental impact, as climate change affects our communities, industries, and business landscape. Trinity strives to be a leader in the clean rail transportation industry and aims to operate our business in a manner that minimizes environmental impact. We collect and report data on key environmental metrics, including GHG emissions, energy, hazardous waste, and water withdrawal to provide our stakeholders insight into our continued efficiency efforts.



## ENVIRONMENTAL METRICS

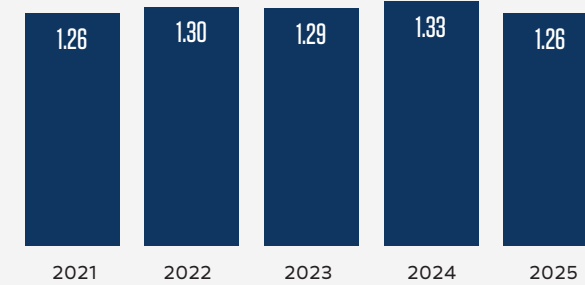
### GHG Emissions\*



We are evaluating activities across our supply chain to identify material scope 3 emission sources and are prioritizing high-quality data collection to better understand our impact and potential emissions reduction opportunities.

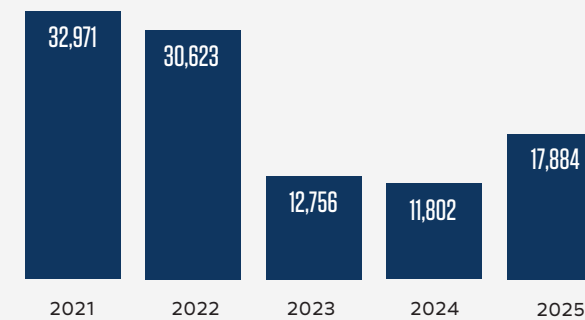
### Energy Consumption

Million Gigajoules



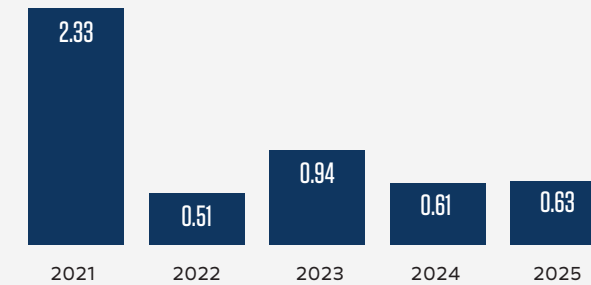
### Water Withdrawal

Gallons per Million Dollars of Revenue



### Hazardous Waste

Tons per Million Dollars of Revenue



Limited Assurance Statement for 2025 Water, Scope 1 and Scope 2 Data

Although absolute environmental impacts decreased, GHG and water-withdrawal intensities rose. This reflects a year-over-year decline in revenue, which inflates these ratios.

\*Methodology and data gathering of energy and water withdrawal can be found in our [Basis of Reporting Policy](#).

\*\*In 2025, we began calculating our scope 2 emissions using the market-based method, in addition to the location-based scope 2 data provided above. Market-based scope 2 data is provided in the Performance data appendix.

CONTENTS

ABOUT TRINITY

2025 ACHIEVEMENTS, AWARDS & CERTIFICATIONS

+ 2025 HIGHLIGHTS

- Our People and Communities
- Environmental Sustainability
- Governance and Ethics

CORPORATE SOCIAL RESPONSIBILITY REPORT PERFORMANCE


ADDITIONAL INFO

2025 HIGHLIGHTS

# GOVERNANCE AND ETHICS

Our goal is to promote the long-term interests of stakeholders, strengthen accountability, and inspire trust. We continuously evaluate our governance and oversight practices and update Company policies, statements, and charters as needed.

## BOARD OF DIRECTORS INFORMATION



**8**  
● Total Directors

**37.5%**  
○ Female Directors

**87.5%**  
○ Independent Directors

**37.5%**  
● Racially/Ethnically Diverse Directors



For additional information on Board Oversight, Business Ethics, and Supplier Management, please see the [2024 Report](#).

## Cybersecurity and Data Privacy

Detailed metrics on our Cybersecurity and Data Privacy practices can be found in the [CSR Report Performance Table](#), while additional information on our cybersecurity oversight and practices is included in our [2024 Report](#).

CONTENTS

ABOUT TRINITY

2025 ACHIEVEMENTS,  
AWARDS &  
CERTIFICATIONS

+ 2025 HIGHLIGHTS

- Our People and Communities
- Environmental Sustainability
- Governance and Ethics

CORPORATE SOCIAL  
RESPONSIBILITY REPORT  
PERFORMANCE

ADDITIONAL INFO

# CORPORATE SOCIAL RESPONSIBILITY REPORT PERFORMANCE

## OUR PEOPLE AND COMMUNITIES

Data	Unit of Measurement	2024 Response	2025 Response
<b>Workforce</b>			
Total employees	Number	7,380	6,110
Employees in the U.S.	Percentage (%)	39%	43%
Employees in Mexico	Percentage (%)	61%	57%
Unionized personnel in the workforce	Percentage (%)	–	39.26%
Measures to ensure freedom of association and facilitate collective bargaining	Qualitative description	Trinity is committed to maintaining measures that support employees’ freedom of association and facilitate collective bargaining consistent with applicable local laws. <u>Labor and Human Rights Policy, section 4.7</u>	
Response rate for employee engagement survey	Percentage (%)	87%	92%
Distribution of types of employment (FTE, contractors, etc.)	Percentage (%)	–	96% FTE, 1% Contractors, 3% Consultants
<b>Demographic distribution by gender</b>			
Females as executive officers*	Percentage (%)	33%	33%
Females in the global workforce	Percentage (%)	14%	14%
Females in Mexico workforce	Percentage (%)	12%	11%
Females in the U.S. workforce	Percentage (%)	17%	18%
<b>Demographic distribution by ethnicity in U.S. workforce</b>			
American Indian or Alaska Native	Percentage (%)	<1%	<1%
Asian	Percentage (%)	3%	3%
Black or African American	Percentage (%)	16%	16%
Hispanic or Latino	Percentage (%)	34%	35%
Native Hawaiian or other Pacific Islander	Percentage (%)	<1%	<1%
No self-disclosure	Percentage (%)	1%	1%
Two or more races	Percentage (%)	1%	1%
White	Percentage (%)	44%	43%

Data responses with a dash (–) indicate first year reporting this metric.

\*Executive officers are defined to align with the U.S. Securities and Exchange Commissions.

CONTENTS

ABOUT TRINITY

2025 ACHIEVEMENTS,  
AWARDS &  
CERTIFICATIONS

2025 HIGHLIGHTS

- Our People and Communities
- Environmental Sustainability
- Governance and Ethics

+ **CORPORATE SOCIAL  
RESPONSIBILITY REPORT  
PERFORMANCE**

ADDITIONAL INFO

# OUR PEOPLE AND COMMUNITIES CONTINUED

Data	Unit of Measurement	2024 Response	2025 Response
<b>Safety</b>			
Employee Fatalities	Number	0	0
Incident Rate and Days Away from Work, Job Transfer or Restriction (DART)	Rate	0.84	0.78
Near Miss Frequency Rate	Rate	11.31	15.29
Total Recordable Incident Rate (TRIR)	Rate	1.48	1.42
<b>Safety Certifications</b>			
ISO 45001 certified sites	Percentage (%)	100% of Trinity's manufacturing footprint (89% of operational footprint)	
<b>Product Quality and Safety</b>			
Quality assurance standard	Qualitative description	AAR M-1003, <a href="#">2024 CSR Report, page 10</a>	
Conflict minerals and ban of substances of concern	Qualitative description	Trinity closely manages substances of concern in accordance with regulatory and internal standards. <a href="#">Conflict Minerals Policy</a> <a href="#">Environmental Statement</a>	
<b>Employee Development</b>			
Users of e-learning platforms	Number	1,200	1,159
Employees with performance evaluations	Number	–	3,098
<b>Employee Resource Groups (ERGs) and Employee Networks (ENs)</b>			
ERG and EN groups	Number	11	11
ERG and EN participants	Number	1,135	940
<b>Volunteer work, philanthropy, and charitable donations</b>			
Global volunteer hours	Number	1,225	1,022
Direct beneficiary organizations of volunteer work	Number	–	14
Donations to charities	Amount (USD)	\$687,000	\$683,932
United Way donations	Amount (USD)	\$930,000	\$755,822
<b>Human Rights</b>			
Human rights due diligence processes	Qualitative description	<a href="#">2024 CSR Report, page 46</a>	

Data responses with a dash (–) indicate first year reporting this metric.

CONTENTS

ABOUT TRINITY

2025 ACHIEVEMENTS,  
AWARDS &  
CERTIFICATIONS

2025 HIGHLIGHTS

- Our People and Communities
- Environmental Sustainability
- Governance and Ethics

+ CORPORATE SOCIAL  
RESPONSIBILITY REPORT  
PERFORMANCE

ADDITIONAL INFO

# ENVIRONMENTAL SUSTAINABILITY

Data	Unit of Measurement	2024 Response	2025 Response
<b>Operational GHG Emissions</b>			
Total operational GHG emissions (Scope 1 and Scope 2)	Metric tons of CO <sub>2</sub> e (MTCO <sub>2</sub> e)	103,904	94,319
Scope 1: Direct GHG emissions	Metric tons of CO <sub>2</sub> e (MTCO <sub>2</sub> e)	53,054	49,995
Scope 2: Indirect GHG emissions (location-based)	Metric tons of CO <sub>2</sub> e (MTCO <sub>2</sub> e)	50,850	44,324
Scope 2: Indirect GHG emissions (market-based)	Metric tons of CO <sub>2</sub> e (MTCO <sub>2</sub> e)	–	49,727
Total operational GHG emissions intensity (Scope 1 and Scope 2)	Metric tons of CO <sub>2</sub> e by MUSD	33.7	43.7
<b>Energy</b>			
Total energy consumed	Gigajoules (GJ)	1.33 M	1.26 M
Total direct energy consumed	Gigajoules (GJ)	–	.85 M
Total indirect energy consumed	Gigajoules (GJ)	–	.41 M
Total non-renewable energy consumed	Gigajoules (GJ)	1.33 M	1.25 M
Total renewable energy consumed	Gigajoules (GJ)	–	15,656*
<b>Water</b>			
Total water withdrawn	Million gallons	36.33	38.57
Water withdrawn intensity	Gallons per million dollars of revenue (MUSD)	11,802	17,884
<b>Waste Management</b>			
Hazardous waste intensity	Tons per million dollars of revenue (MUSD)	0.61	0.63
<b>Environmental Certifications</b>			
ISO 14001 certified sites	Percentage (%)	100% of Trinity’s manufacturing footprint (89% of operational footprint)	
<b>Third-party Data Verification</b>			
GHG (Scope 1 and 2), Energy, and Water data assurance	Qualitative description	<u>Limited Assurance Statement</u>	<u>Limited Assurance Statement</u>

Methodology and data gathering of energy and water withdrawal can be found in our [Basis of Reporting Policy](#).

Data responses with a dash (–) indicate first year reporting this metric.

\*Total renewable energy consumed reflect renewable energy credits (RECs) purchased by Trinity.

CONTENTS

ABOUT TRINITY

2025 ACHIEVEMENTS,  
AWARDS &  
CERTIFICATIONS

2025 HIGHLIGHTS

- Our People and Communities
- Environmental Sustainability
- Governance and Ethics

+ CORPORATE SOCIAL  
RESPONSIBILITY REPORT  
PERFORMANCE

ADDITIONAL INFO

# GOVERNANCE AND ETHICS

Data	Unit of Measurement	2024 Response	2025 Response
<b>Corporate Governance</b>			
Total directors	Number	8	8
Independent directors	Percentage (%)	87.50%	87.50%
Female directors	Percentage (%)	37.50%	37.50%
Ethnically diverse directors	Percentage (%)	–	37.50%
Average director tenure	Number	6–7 years	7–8 years
Average director age	Number	61	62
Separate chairperson and CEO	Qualitative description	Yes	
Independent chairperson	Qualitative description	Yes	
Board oversight	Qualitative description	<a href="#">2024 CSR Report, page 44</a>	
<b>Business Ethics</b>			
Code of Business Conduct and Ethics	Qualitative description	<a href="#">Code of Conduct</a>	
Trainings in business ethics	Qualitative description	Trinity provides Code of Business Conduct and Ethics training and comprehensive e-learning on business-relevant compliance topics (e.g. anti-corruption, insider trading, antitrust, anti-harassment, etc.)	
Code of Ethics and Conduct training e-learning completion rate (employees assigned Code of Ethics and Conduct Training)	Percentage (%)	–	99%
Whistleblower hotline information	Qualitative description	Trinity maintains a whistleblower policy in alignment with local, state, and federal laws. <a href="#">Whistleblower Policy and Procedures</a> <a href="#">Integrity Helpline</a>	

Data responses with a dash (–) indicate first year reporting this metric.

CONTENTS

ABOUT TRINITY

2025 ACHIEVEMENTS,  
AWARDS &  
CERTIFICATIONS

2025 HIGHLIGHTS

- Our People and Communities
- Environmental Sustainability
- Governance and Ethics

+ CORPORATE SOCIAL  
RESPONSIBILITY REPORT  
PERFORMANCE

ADDITIONAL INFO

# GOVERNANCE AND ETHICS CONTINUED

Data	Unit of Measurement	2024 Response	2025 Response
<b>Cybersecurity and Data Privacy</b>			
Data privacy policy	Qualitative description	<a href="#">Privacy Policy</a>	
Board or executive oversight of cybersecurity	Qualitative description	Trinity maintains a cybersecurity governance structure. <a href="#">See 2025 10-K Item 1C</a>	
Existence of an enterprise cybersecurity program aligned with recognized frameworks	Qualitative description	NIST CFS v 2.0	
Cybersecurity included in enterprise risk management (ERM)	Qualitative description	Cybersecurity is included in enterprise risk management. <a href="#">See 2025 10-K Item 1C</a>	
Frequency of cybersecurity risk assessments	Qualitative description	Monthly	
Employees assigned cybersecurity awareness training	Qualitative Description	Cybersecurity and Information Security content is included in the annual Code of Business Conduct training, focusing on awareness of risks and requirements. Targeted groups also receive phishing email response checks. <a href="#">See 2025 10-K Item 1C</a>	
Phishing simulation program	Qualitative description	Trinity deploys a targeted phishing program. <a href="#">See 2025 10-K Item 1C</a>	
Frequency of phishing simulations or awareness campaigns	Qualitative	Monthly	
Number of material cybersecurity incidents requiring disclosure	Number	0	0
<b>Artificial Intelligence</b>			
Responsible Use of AI policy	Qualitative description	<a href="#">Responsible Use of AI Policy</a>	
AI governance committee or designated oversight body	Qualitative description	Trinity clearly defines AI responsibilities. <a href="#">Responsible Use of AI Policy, section 7</a>	
Use of human-in-the-loop controls for high risk AI applications	Qualitative description	Trinity integrates our team across all levels of AI engagement. <a href="#">Responsible Use of AI Policy, section 7</a>	
AI risk assessment conducted prior to deployment	Qualitative description	Trinity requires a conditional use of AI. <a href="#">Responsible Use of AI Policy, section 4.1</a>	
AI tools in production reviewed for ethical, legal, and privacy risks	Percentage (%)	-	100
<b>Sustainability Governance</b>			
Sustainability strategy	Qualitative description	<a href="#">2024 CSR Report, page 14</a>	

Data responses with a dash (-) indicate first year reporting this metric.

CONTENTS

ABOUT TRINITY

2025 ACHIEVEMENTS,  
AWARDS &  
CERTIFICATIONS

2025 HIGHLIGHTS

- Our People and Communities
- Environmental Sustainability
- Governance and Ethics

+ CORPORATE SOCIAL  
RESPONSIBILITY REPORT  
PERFORMANCE

ADDITIONAL INFO

# ADDITIONAL INFORMATION

## SUSTAINABLE ACCOUNTING STANDARDS BOARD (SASB) TABLE

Trinity reports in alignment with the SASB Industrial Machinery & Goods standard.

Topic	Metric	Unit of Measure	Trinity's Response
<b>Activity Metrics</b>	Number of units produced by product category	Number	Sales data is provided in Trinity's annual report to shareholders on <a href="#">Form 10-K</a>
	Number of employees	Number	6,110
<b>Energy Management</b>	Total energy consumed	Gigajoules (GJ)	1,261,197
	Percentage grid electricity	Percentage (%)	32%
	Percentage renewable	Percentage (%)	3.80%
<b>Workforce Health &amp; Safety</b>	Total recordable incident rate (TRIR)	Rate	1.42
	Fatality rate	Rate	0
	Near miss frequency rate (NMFR) for direct employees and contract employees	Rate	15.29
<b>Fuel Economy &amp; Emissions in Use-phase</b>	Sales weighted fleet fuel efficiency for medium- and heavy-duty vehicles	Litres per 100 tonne-kilometers	Trinity does not make equipment with engines for transportation purposes and the fuel efficiency does not apply. Given the diversity of our products and applications in which our products are used, as well as the lack of industry standards to estimate on a per unit of work basis, Trinity does not calculate sales-weighted fuel efficiency or emissions in this manner. We continue to invest in research and development aimed at products that generate fewer emissions.
	Sales-weighted fuel efficiency for non-road equipment	Litres per hour	
	Sales-weighted fuel efficiency for stationary generators	Kilojoules per litre	
Sales-weighted emissions of: nitrogen oxides (NO <sub>x</sub> ), particulate matter (PM) for: marine diesel engines, locomotive diesel engines, on-road medium- and heavy-duty engines, and other non-road diesel engines	Grammes per kilojoule		
<b>Materials Sourcing</b>	Description of the management of risks associated with the use of critical materials	n/a	Trinity responsibly sources the raw materials used to build our products. Please see our <a href="#">Statement on Supplier Management</a> .
<b>Remanufacturing Design &amp; Services</b>	Revenue from remanufactured products and remanufacturing services	Presentation currency	Maintenance Services (FY 2025): \$247.4 million USD; Sustainable Railcar Conversion (FY 2025): \$2.1 million USD

CONTENTS

ABOUT TRINITY

2025 ACHIEVEMENTS,  
AWARDS &  
CERTIFICATIONS

2025 HIGHLIGHTS

- Our People and Communities
- Environmental Sustainability
- Governance and Ethics

CORPORATE SOCIAL  
RESPONSIBILITY REPORT  
PERFORMANCE

+ ADDITIONAL INFO

## STATEMENTS, POLICIES, AND RESOURCES

- [Basis for Reporting](#)
- [Code of Business Conduct and Ethics \(English\) \(Spanish\)](#)
- [Conflict Minerals Policy](#)
- [Environmental Statement](#)
- [Labor and Human Rights Policy](#)
- [Responsible Use of Artificial Intelligence Policy](#)
- [Privacy Policy](#)
- [Statement on Business Ethics](#)
- [Statement on Occupational Health and Safety](#)
- [Statement on Social Responsibility](#)
- [Statement on Supplier Management](#)
- [Whistleblower Policy and Procedures](#)
- [2025 10-K](#)
- [2025 Proxy](#)
- [2024 TCFD Index](#)
- [Prior Sustainability Reports](#)

## FORWARD-LOOKING STATEMENTS

Some statements in this report, which are not historical facts, are “forward-looking statements” within the meaning of the Private Securities Litigation Reform Act of 1995. Any statements contained herein that are not historical facts are forward-looking statements and involve risks and uncertainties. These forward-looking statements include expectations, beliefs, plans, objectives, future financial performances, estimates, projections, goals, and forecasts. Trinity uses the words “anticipates,” “believes,” “estimates,” “expects,” “intends,” “forecasts,” “may,” “will,” “should,” and similar expressions to identify these forward-looking statements. Any forward-looking statement speaks only as of the date on which such statement is made. Except as required by federal securities laws, Trinity undertakes no obligation to update any forward-looking statement to reflect events or circumstances after the date on which such statement is made. For a discussion of risks and uncertainties, which could cause actual results to differ from those contained in the forward-looking statements, see Item 1A, “Risk Factors” and “Forward-looking statements” in Trinity’s Annual Report on Form 10-K for the most recent fiscal year, as may be revised and updated by Trinity’s Quarterly Reports on Form 10-Q and Trinity’s Current Reports on Form 8-K.

CONTENTS

ABOUT TRINITY

2025 ACHIEVEMENTS,  
AWARDS &  
CERTIFICATIONS

2025 HIGHLIGHTS

- Our People and Communities
- Environmental Sustainability
- Governance and Ethics

CORPORATE SOCIAL  
RESPONSIBILITY REPORT  
PERFORMANCE

+ ADDITIONAL INFO

# LIMITED ASSURANCE REPORT FOR 2025 WATER, ENERGY, AND SCOPE 1 AND 2 GHG EMISSIONS



## Independent Limited Assurance Report

ERM Certification & Verification Services Incorporated ("ERM CVS") was engaged by Trinity Industries Inc. ("Trinity") to provide limited assurance in relation to the Selected Information set out below and presented in the Trinity Corporate Social Responsibility Report 2025 (the "Report").

### ENGAGEMENT SUMMARY

<b>Scope of our assurance engagement</b>	Whether the following Selected Information for 2025 are fairly presented in the Report, in all material respects, in accordance with the reporting criteria. Our assurance engagement does not extend to information in respect of earlier periods or to any other information included in the Report.
<b>Selected Information</b>	<ul style="list-style-type: none"> <li>Total Energy Consumed [Million Gigajoules]</li> <li>Total Scope 1 GHG emissions [MT CO<sub>2</sub>e]</li> <li>Total Scope 2 GHG emissions (location-based and market based) [MT CO<sub>2</sub>e]</li> <li>Water withdrawn per million dollars of revenue* [Gallons / Million USD]</li> </ul> <p>*Note: ERM CVS relied on Trinity's audited revenue values as stated in its 2025 10-K.</p>
<b>Reporting period</b>	1 January 2025 – 31 December 2025
<b>Reporting criteria</b>	<ul style="list-style-type: none"> <li>Trinity's Basis of Reporting</li> <li>SASB Industrial Machinery &amp; Goods Sustainability Accounting Standard, Version 2018-10</li> <li>The GHG Protocol Corporate Accounting and Reporting Standard (WBCSD/WRI Revised Edition 2015) for the Scope 1 and 2 GHG emissions</li> </ul>
<b>Assurance standard and level of assurance</b>	<p>We performed a limited assurance engagement, in accordance with the International Standard on Assurance Engagements ISAE 3000 (Revised) 'Assurance Engagements other than Audits or Reviews of Historical Financial Information' issued by the International Auditing and Assurance Standards Board.</p> <p>The procedures performed in a limited assurance engagement vary in nature and timing from and are less in extent than for a reasonable assurance engagement and consequently, the level of assurance obtained in a limited assurance engagement is substantially lower than the assurance that would have been obtained had a reasonable assurance engagement been performed.</p>
<b>Respective responsibilities</b>	<p>Trinity is responsible for preparing the Report and for the collection and presentation of the information within it, and for the designing, implementing and maintaining of internal controls relevant to the preparation and presentation of the Report.</p> <p>ERM CVS' responsibility is to provide a conclusion to Trinity on the agreed assurance scope based on our engagement terms with Trinity, the assurance activities performed and exercising our professional judgement.</p>

### OUR CONCLUSION

Based on our activities, as described on the next page, nothing has come to our attention to indicate that the Selected Information for 2025 is not fairly presented in the Report, in all material respects, in accordance with the reporting criteria.

### OUR ASSURANCE ACTIVITIES

Considering the level of assurance and our assessment of the risk of material misstatement of the Selected Information a multi-disciplinary team of sustainability and assurance specialists performed a range of procedures that included, but was not restricted to, the following:

- Evaluating the appropriateness of the reporting criteria for the Selected Information;
- Interviewing management representatives responsible for managing the Selected Information;
- Interviewing relevant staff to understand and evaluate the management systems and processes (including internal review and control processes) used for collecting and reporting the Selected Information;
- Reviewing of a sample of qualitative and quantitative evidence supporting the Selected Information at a corporate level;
- Performing an analytical review of the year-end data submitted by all locations included in the consolidated 2025 group data for the Selected Information which included testing the completeness and mathematical accuracy of conversions and calculations, and consolidation in line with the stated reporting boundary;
- Conducting visits to Trinity facilities in the U.S. (Shell Rock (IA)) and Mexico (Monclova and Sabinas (Coahuila)) to review source data and local reporting systems and controls;
- Evaluating the conversion factors, emission factors and assumptions used;
- Reviewing the presentation of information relevant to the assurance scope in the Report to ensure consistency with our findings.



June 18, 2026  
Malvern, PA

ERM Certification & Verification Services Incorporated  
[www.ermcvs.com](http://www.ermcvs.com) | [post@ermcvs.com](mailto:post@ermcvs.com)

### THE LIMITATIONS OF OUR ENGAGEMENT

The reliability of the Selected Information is subject to inherent uncertainties, given the available methods for determining, calculating or estimating the underlying information. It is important to understand our assurance conclusions in this context.

### OUR INDEPENDENCE, INTEGRITY AND QUALITY CONTROL

ERM CVS is an independent certification and verification body accredited by UKAS to ISO 17021:2015. Accordingly, we maintain a comprehensive system of quality control, including documented policies and procedures regarding compliance with ethical requirements, professional standards, and applicable legal and regulatory requirements. Our quality management system is at least as demanding as the relevant sections of ISQM-1 and ISQM-2 (2022).

ERM CVS applies a Code of Conduct and related policies to ensure that its employees maintain integrity, objectivity, professional competence and high ethical standards in their work. Our processes are designed and implemented to ensure that the work we undertake is objective, impartial and free from bias and conflict of interest. Our certified management system covers independence and ethical requirements that are at least as demanding as the relevant sections of the IESBA Code relating to assurance engagements.

ERM CVS has extensive experience in conducting assurance on environmental, social, ethical and health and safety information, systems and processes, and provides no consultancy related services to Trinity in any respect.

### CONTENTS

#### ABOUT TRINITY

#### 2025 ACHIEVEMENTS, AWARDS & CERTIFICATIONS

#### 2025 HIGHLIGHTS

- Our People and Communities
- Environmental Sustainability
- Governance and Ethics

#### CORPORATE SOCIAL RESPONSIBILITY REPORT PERFORMANCE

#### + ADDITIONAL INFO



**TRINITY INDUSTRIES**