Investor Presentation

Amphenol

Enabling the Electronics Revolution

November 2020

Disclosures

Forward Looking Statements

This presentation contains statements that are intended to be “forward-looking statements” within the meaning of Section 27A of the Securities Act of 1933, and Section 21E of the Securities Exchange Act of 1934, as amended. All statements, other than statements of historical facts, included in this presentation that address activities, events or developments that the Company expects or anticipates will or may occur in the future are forward-looking statements. These statements are based on certain assumptions and analyses made by the Company in light of its experience and its perception of historical trends, current conditions and expected future developments, as well as other factors it believes are appropriate under the circumstances. Forward-looking statements may be identified through the use of terms such as “expect,” “may,” “will,” “should,” “intend,” “plan,” “guidance,” “outlook” and/or other similar expressions generally intended to identify forward-looking statements. Such forward-looking statements are not guarantees of future performance and involve risks and uncertainties, and actual results may differ materially from those projected in the forward-looking statements. Factors that might cause or contribute to a material difference include, but are not limited to, risks and uncertainties associated with the COVID-19 pandemic; uncertainties associated with a protracted economic slowdown; uncertainties and volatility in the global capital markets; and other governmental, political, economic, public health, end-market, competitive, technological, acquisition-related, cybersecurity, government contracting, intellectual property changes in fiscal a tax policies, litigation and foreign currency-related risk factors that may affect the Company’s operations, products, markets, suppliers, customers and prices. Details regarding various significant risks and uncertainties that may affect our operating and financial performance can be found in the Company’s Annual Report on Form 10-K, the Quarterly Report on Form 10-Q and other Company filings with the Securities and Exchange Commission including Current Reports on Form 8-K. Forward-looking statements set forth in this presentation speak only as of the date of this presentation and the Company does not undertake any obligation to revise or update these statements whether as a result of new information, future events or otherwise, except as required by law.

Non-GAAP Financial Measures

The balances included within this presentation are prepared in accordance with accounting principles generally accepted in the United States of America (“GAAP”). This presentation also contains certain non-GAAP financial information, including Adjusted Operating Margin and Adjusted Diluted EPS (collectively, “non-GAAP financial measures”), which are intended to supplement the reported GAAP results. Management believes that such non-GAAP financial measures may be helpful to investors in assessing the Company’s overall financial performance, trends and period-over-period comparative results. The non-GAAP financial measures are defined within the Company’s Annual Report on Form 10-K and should be read in conjunction with the Company’s financial statements presented in accordance with GAAP.

Amphenol: Enabling Electronics Everywhere

Leading provider of high-technology interconnect, antenna and sensor solutions

$8.2B Sales

20.0% Adjusted Operating Margins

$3.74 Adjusted Diluted EPS

$1.2B Free Cash Flow

2019 Sales By Market

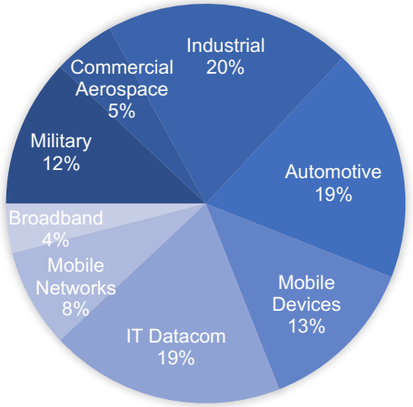

By Geography

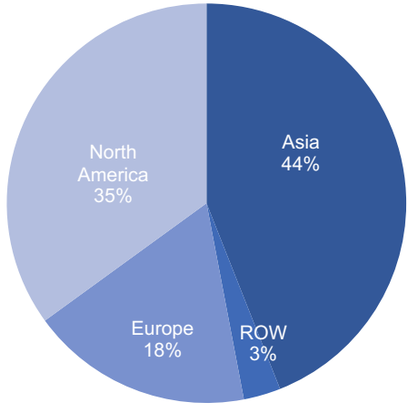

~74,000 employees worldwide

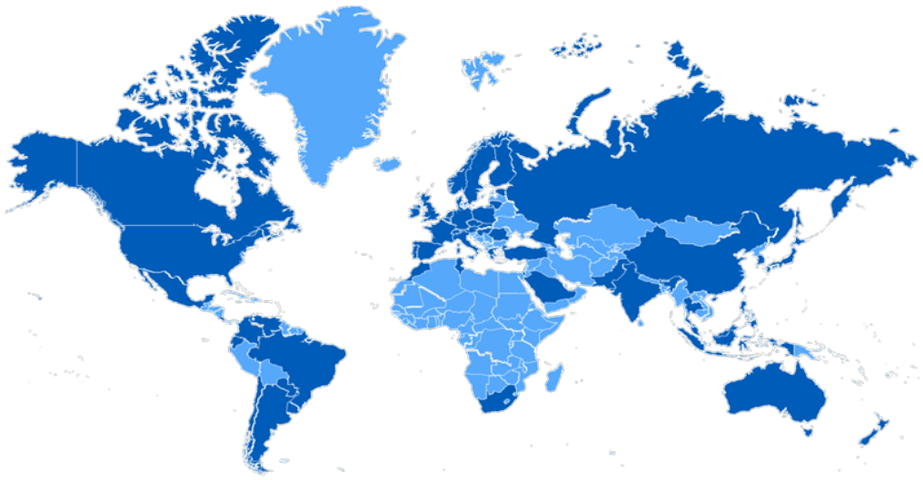

Broad Global Capabilities

Based on 2019 year-end financial data

Amphenol

Delivering superior performance in a highly uncertain 2020

Prioritizing safety and health amidst COVID-19 pandemic
- Committed to protecting our employees around the world

Quick recovery
- Proud of our organization's accomplishments in a difficult environment

Focused on customers
- Quickly reacting to changing needs of wide array of customers helping in the fight against COVID-19

Diversity and agility driving performance
- Combination of end-market diversification and organizational agility driving out-performance

Continued flexible and balanced capital allocation strategy
- Increased dividend by 16%, repurchased 4.6 million shares through Sept 30, active M&A pipeline

Strong balance sheet
- Excellent liquidity including more than $1.45 billion in cash at the end of the Sept quarter

88-Year History of Innovation and Success

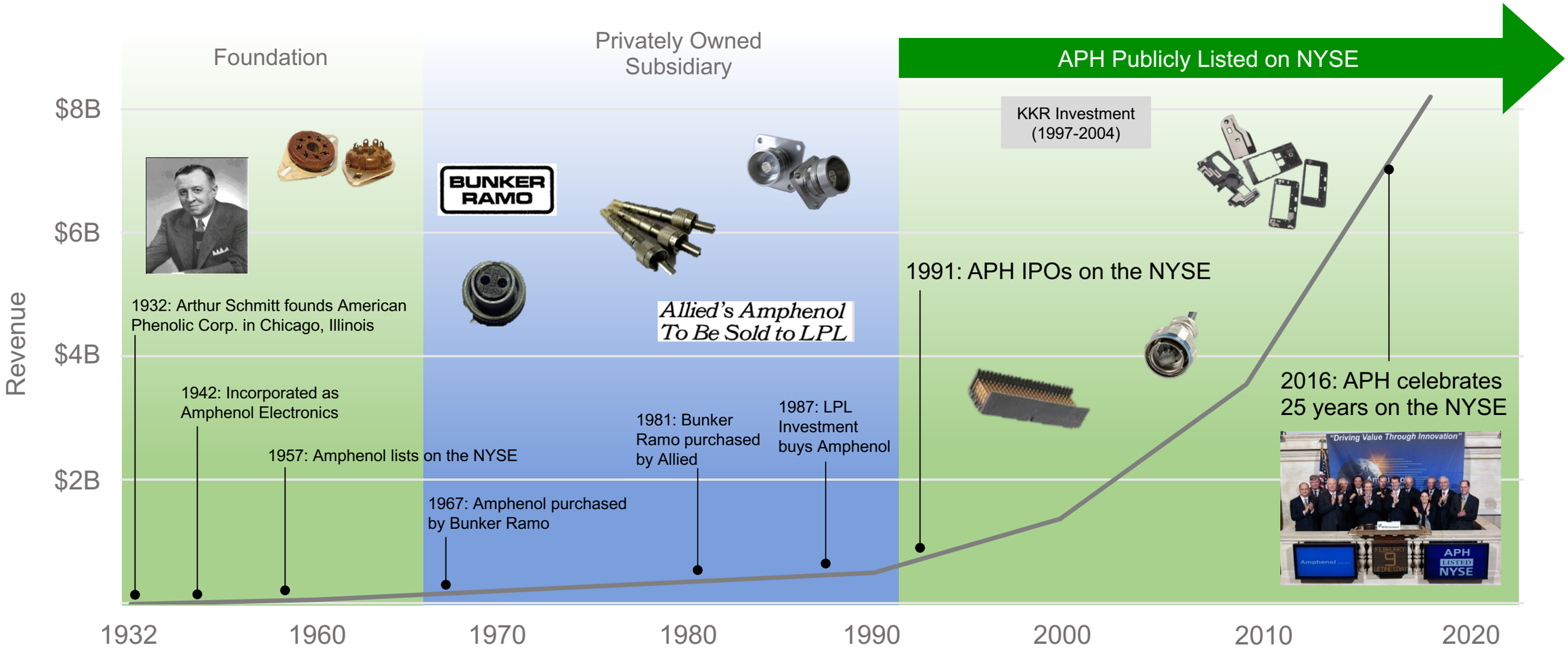

Amphenol

Delivering Long-Term Industry-Leading Results

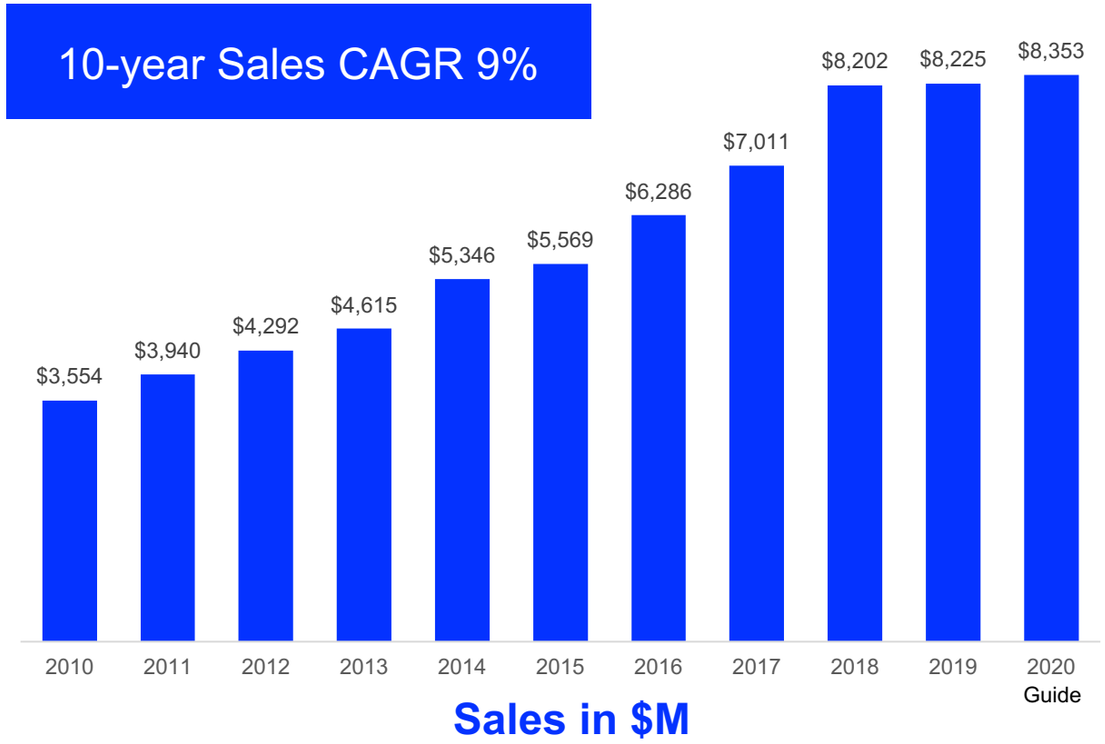

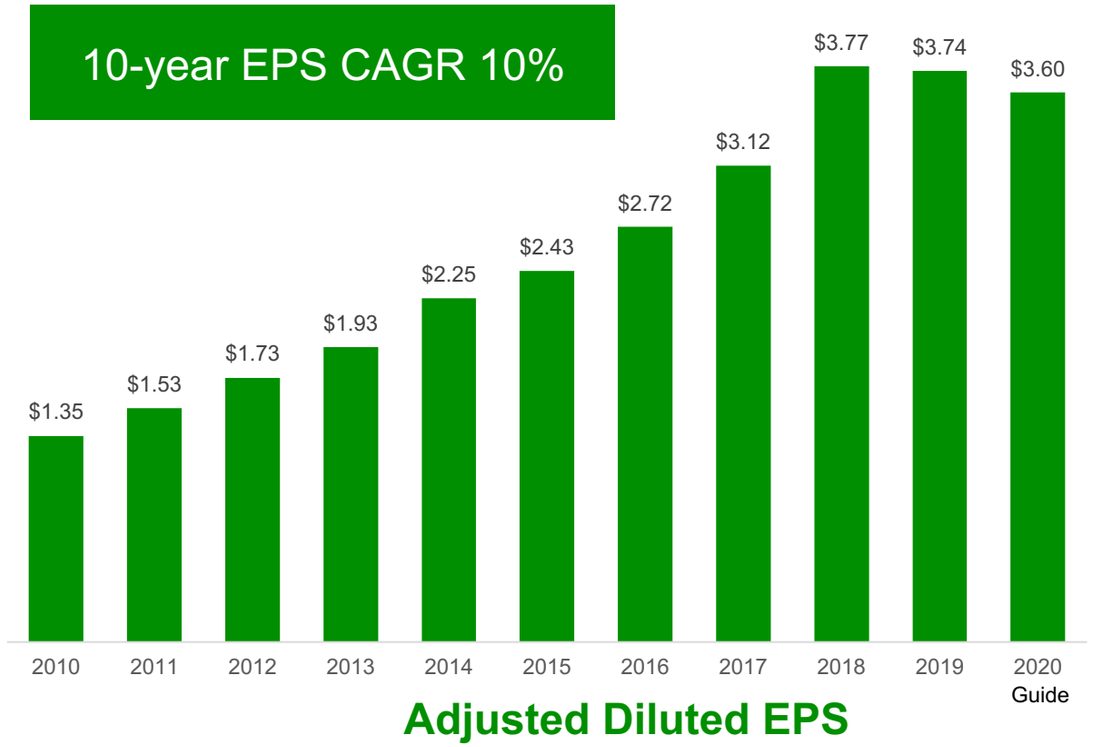

- Industry-leading growth and operating margin for over a decade
- High-quality of earnings
- Strong cash flow generation in all business cycles
- Flexible and balanced capital deployment strategy

CAGR calculated from 2010-2020. 2020 numbers represent the midpoint of guidance.

Superior Shareholder Returns Through All Cycles

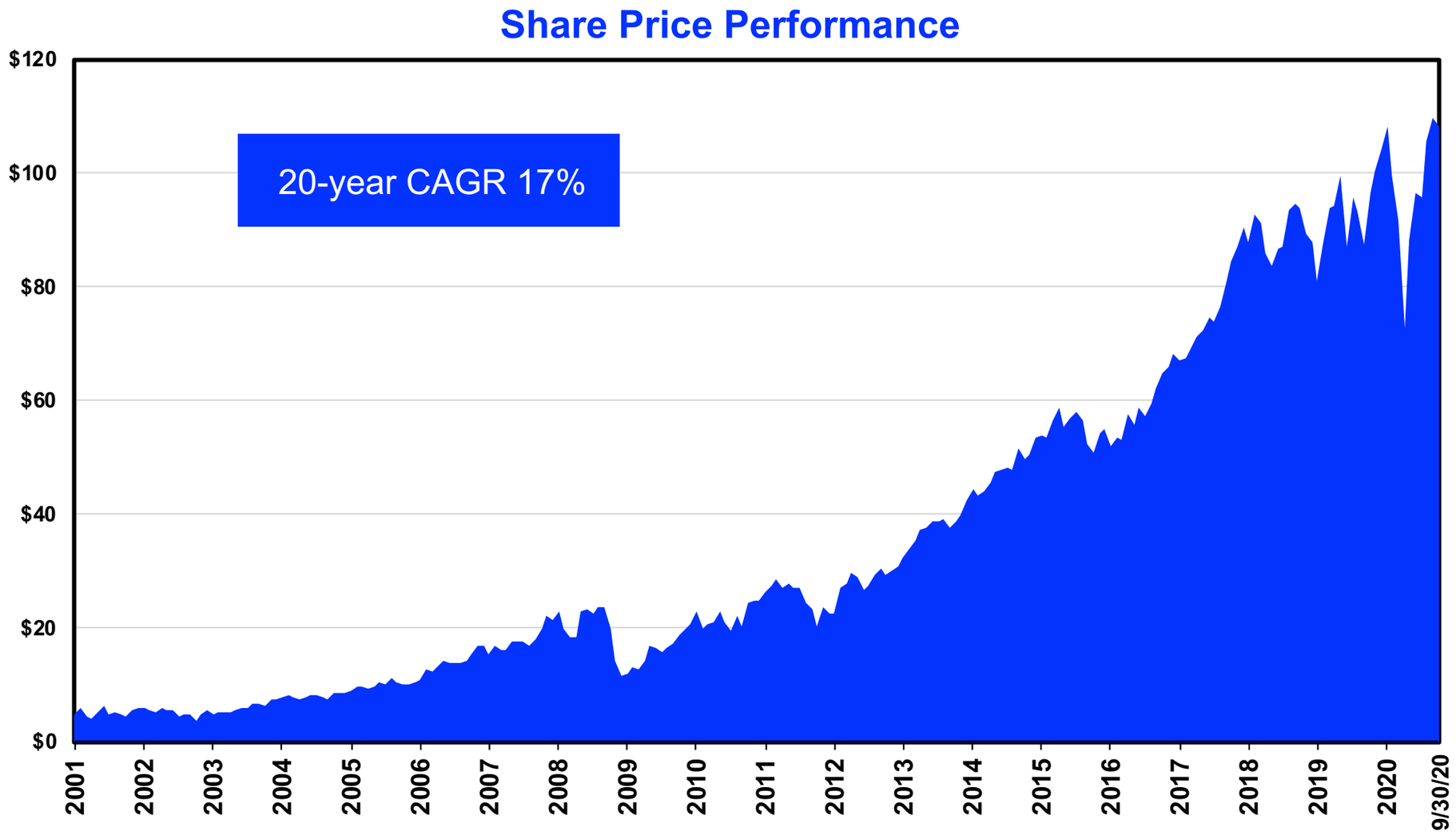

Bloomberg share price data. CAGR calculated from 12/31/2000 to 9/30/2020.

Amphenol

Consistent High-Performance Strategy

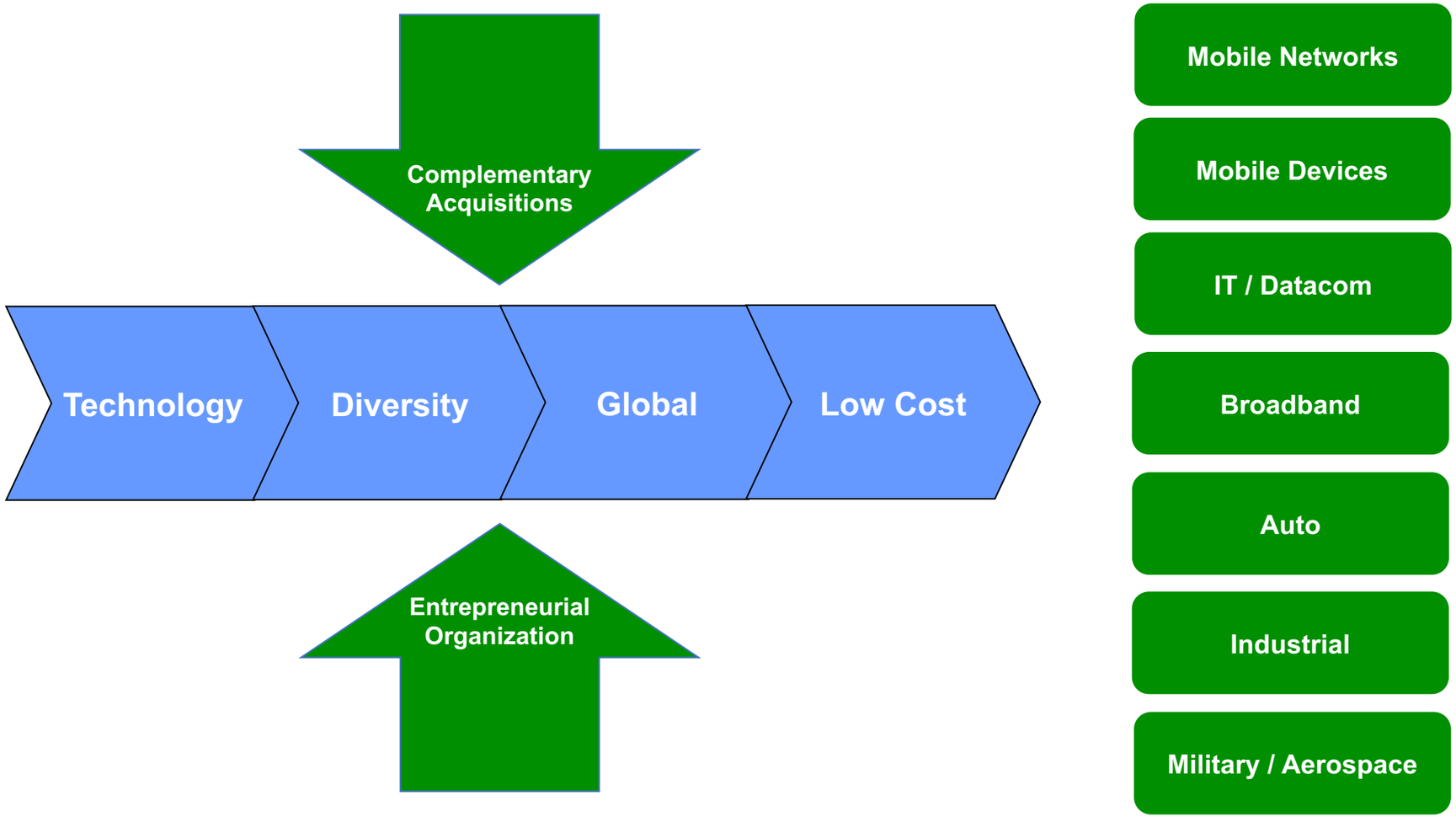

Strength through all cycles

Amphenol

Enabling the Electronics Revolution

Clean and Efficient

- Environmentally friendly
- More power efficient

Connected and Mobile

- Always on
- Available anywhere

High speed

- 5G capable and beyond
- Increased bandwidth



Harsh environment

- Ruggedized
- Extreme vibration, temperature, pressure

Increased complexity

- Multiple connections
- Next-generation applications

Balanced and Broad Market Position

Longer-cycle markets

Our high-technology solutions ***enable electronics in every industry***

No market >20% of sales in 2019

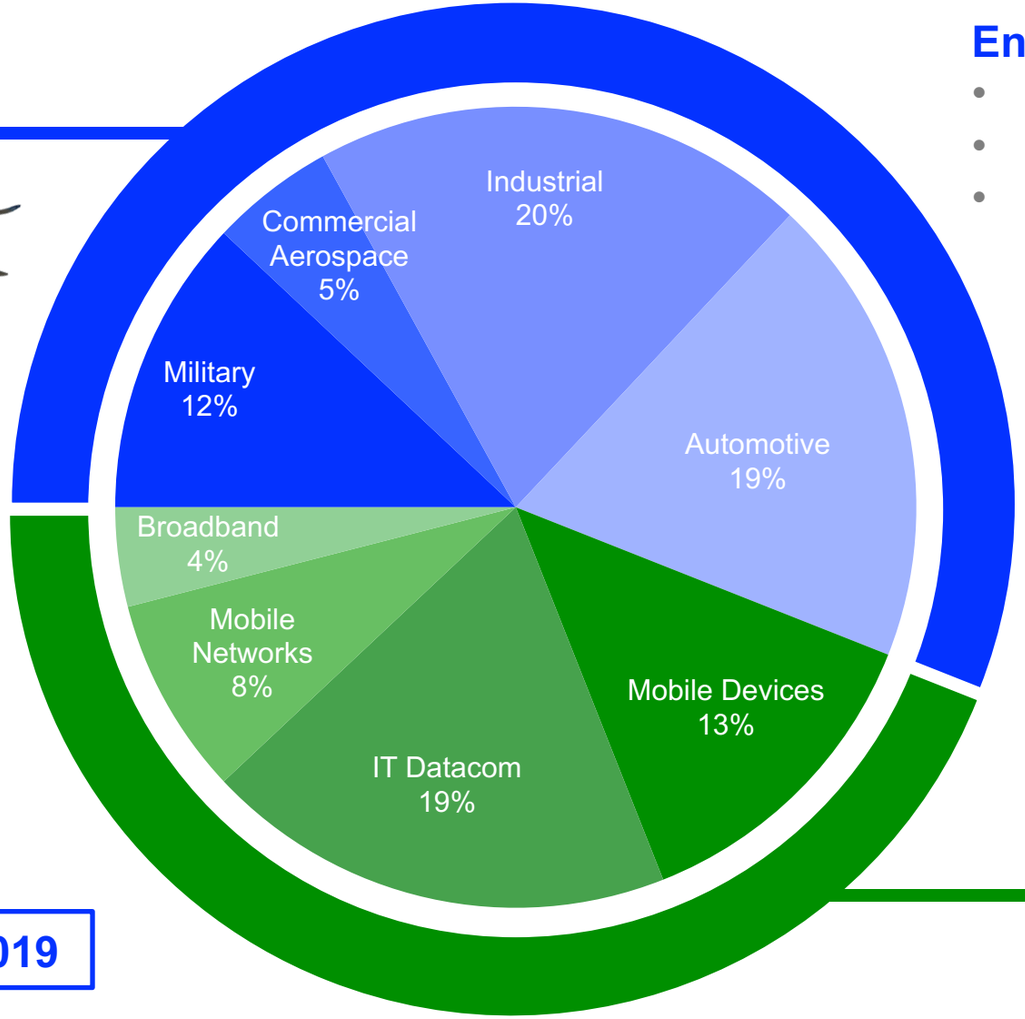

End-market diversification provides:

- Less volatility
- Broad technology visibility
- Proliferation of our know-how

Shorter-cycle markets

Based on 2019 financial data

Leading Interconnect Technologies

Extending the reach of the interconnect system

Connectors	Antennas	Sensors	Flex	PCB	Cables	Value-add

Core pillars of technology innovation

Harsh Environment	High Speed	Power	Sensors	Radio Frequency	Fiber Optics

Amphenol

Disciplined Acquisition Program Creating Consistent Value

Management

Technology

Market Position

- Acquirer of choice
- Successful acquisition program in a fragmented but consolidating industry
- Focused on high-quality management teams with complementary technology
- Target acquisitions to account for approximately one-third of growth

Approximately 45 companies acquired in the last 10 years

2010	2011	2012	2013	2014	2015	2016	2017	2018	2019	2020
LTW, ADRONICS, BORISCH	FEP, CEMM THOME	Tel-Ad, HOLLAND Electronics LLC, NELSON DUNN, Deutgen, GRIFFITH	GE Advanced Sensors Group, TECVOX, ionix Systems, JET, DCELECTRONICS	金事达电气有限公司 Gold-Star Electric Systems Co.,ltd, CASCO	invotec, PROCOM, 东辰 DOCHARM	FCI, AUXELFTG, SGX SENSORTECH, ALL SYSTEMS BROADBAND, CUSTOMCABLE	SUNPOOL, PHITEK, i2s, Telect, Piezo Technologies, Wilcoxon, PIHER sensing systems	CTI Industries, ARDENT CONCEPTS, ALL SENSORS	SSI, Charles, CONEC, BERND RICHTER, GJM, XGIGA, Aorora, Cablescan, KOPEK INDUSTRIES	onanon, EXATHERMOMETRICS

Acquisition program helps support robust sales growth

Unique Entrepreneurial Culture

HQ

Operating Groups

Agile

Accountable

Passionate

Talented

Amphenol

Creating Sustained Long-Term Value

Unique entrepreneurial culture
- High-performance culture
- Agile, empowered and accountable

Balanced market diversification
- No market more than ~20% of sales
- Ideal balance of long- and short-cycle markets

Global presence and reach
- Sales in ~70 countries across 6 continents

Technology solutions positioned for secular growth
- Enabling the Electronics Revolution

Disciplined acquisition strategy
- Acquirer of choice and long-term value creator

Responsible corporate citizen
- Committed to sustainable business practices

Our long-term goals

Grow sales faster than our markets

+

Deliver strong contribution margin

+

Strong free cash flow for reinvestment

=

Sustained Value Creation

Amphenol

Enabling the Electronics Revolution