Investor Presentation



Amphenol

Enabling the Electronics Revolution

September 2021

Disclosures

Forward Looking Statements

This presentation contains statements that are intended to be “forward-looking statements” within the meaning of Section 27A of the Securities Act of 1933, and Section 21E of the Securities Exchange Act of 1934, as amended. All statements, other than statements of historical facts, included in this presentation that address activities, events or developments that the Company expects or anticipates will or may occur in the future are forward-looking statements. These statements are based on certain assumptions and analyses made by the Company in light of its experience and its perception of historical trends, current conditions and expected future developments, as well as other factors it believes are appropriate under the circumstances. Forward-looking statements may be identified through the use of terms such as “expect,” “may,” “will,” “should,” “intend,” “plan,” “guidance,” “outlook” and/or other similar expressions generally intended to identify forward-looking statements. Such forward-looking statements are not guarantees of future performance and involve risks and uncertainties, and actual results may differ materially from those projected in the forward-looking statements. Factors that might cause or contribute to a material difference include, but are not limited to, risks and uncertainties associated with the COVID-19 pandemic; uncertainties associated with a protracted economic slowdown; uncertainties and volatility in the global capital markets; and other governmental, political, economic, public health, end-market, competitive, technological, acquisition-related, cybersecurity, government contracting, intellectual property, changes in fiscal or tax policies, litigation and foreign currency-related risk factors that may affect the Company’s operations, products, markets, suppliers, customers and prices. Details regarding various significant risks and uncertainties that may affect our operating and financial performance can be found in the Company’s Annual Report on Form 10-K, Quarterly Reports on Form 10-Q and other Company filings with the Securities and Exchange Commission including Current Reports on Form 8-K. Forward-looking statements set forth in this presentation speak only as of the date of this presentation and the Company does not undertake any obligation to revise or update these statements whether as a result of new information, future events or otherwise, except as required by law.

Non-GAAP Financial Measures

The balances included within this presentation are prepared in accordance with accounting principles generally accepted in the United States of America (“GAAP”). This presentation also contains certain non-GAAP financial information, including Adjusted Operating Margin and Adjusted Diluted EPS (collectively, “non-GAAP financial measures”), which are intended to supplement the reported GAAP results. Management believes that such non-GAAP financial measures may be helpful to investors in assessing the Company’s overall financial performance, trends and period-over-period comparative results. The non-GAAP financial measures are defined within the Company’s Annual Report on Form 10-K and should be read in conjunction with the Company’s financial statements presented in accordance with GAAP.

Amphenol: Enabling Electronics Everywhere

Leading provider of high-technology interconnect, antenna and sensor solutions

$8.6B Sales

19.2% Adjusted Operating Margins

$1.87 Adjusted Diluted EPS*

$1.3B Free Cash Flow

2020 Sales By Market

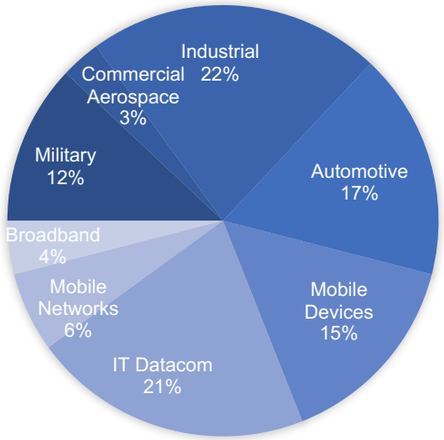

By Geography

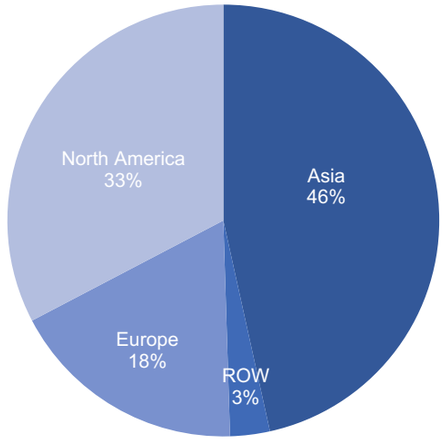

~80,000 employees worldwide

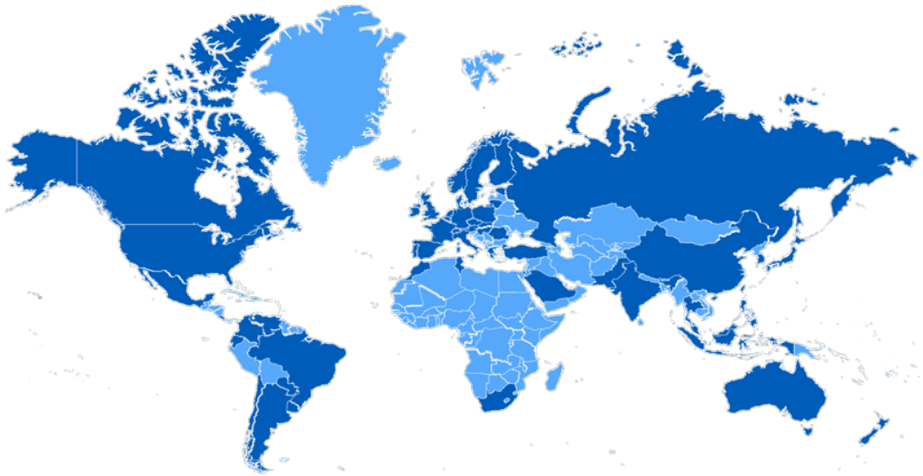

Broad Global Capabilities



Based on 2020 year-end financial data. EPS reflects Mar 4, 2021 stock split.

Amphenol

Delivering superior performance in an uncertain environment

Prioritizing safety and health amidst COVID-19 pandemic
- Committed to protecting our employees around the world

Quick recovery
- Proud of our organization's accomplishments in a difficult environment

Focused on customers
- Quickly reacting to changing needs of wide array of customers helping in the fight against COVID-19

Diversity and agility driving performance
- Combination of end-market diversification and organizational agility driving out-performance

Continued flexible and balanced capital allocation strategy
- Increased dividend by 16%, repurchased 12 million split-adjusted shares in 2020, active M&A pipeline

Strong balance sheet
- Excellent liquidity including more than $1.7 billion in cash at the end of 2020

89-Year History of Innovation and Success

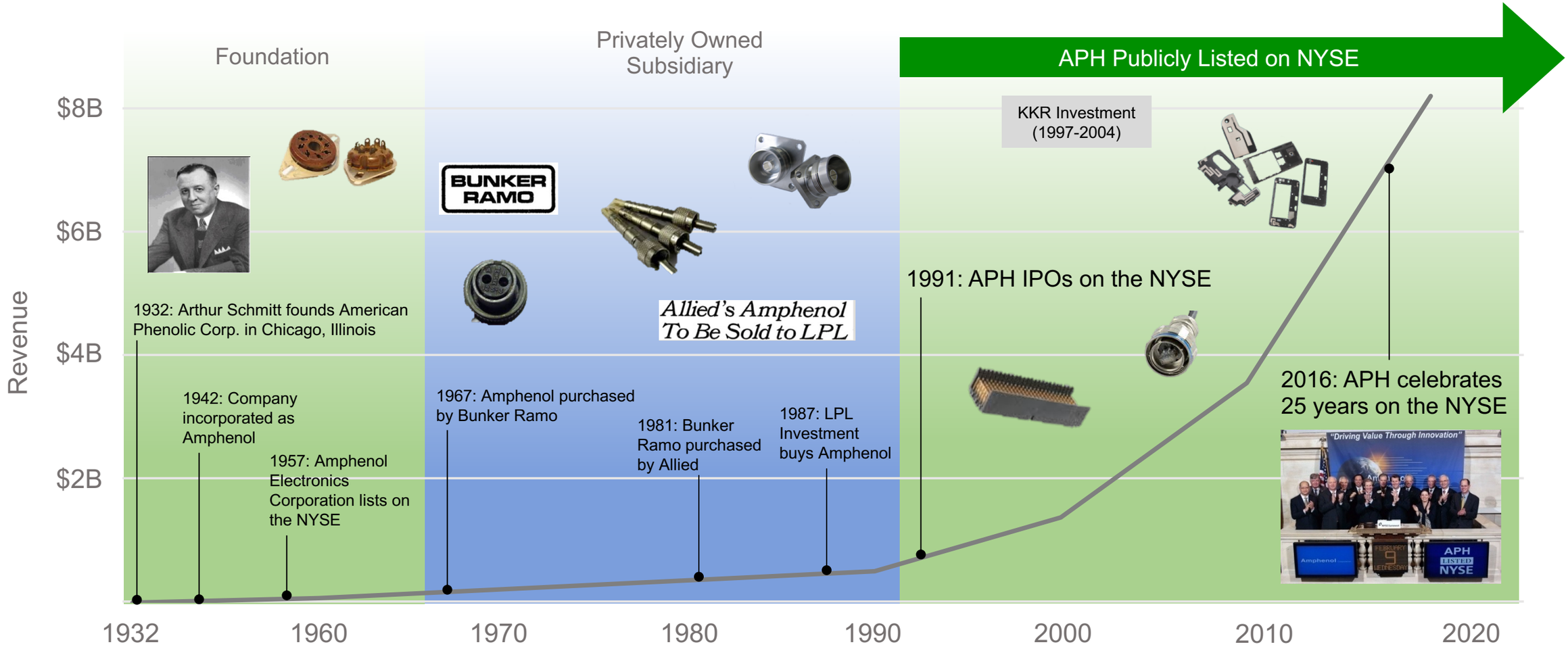

Amphenol

Delivering Long-Term Industry-Leading Results

10-year Sales CAGR 9%

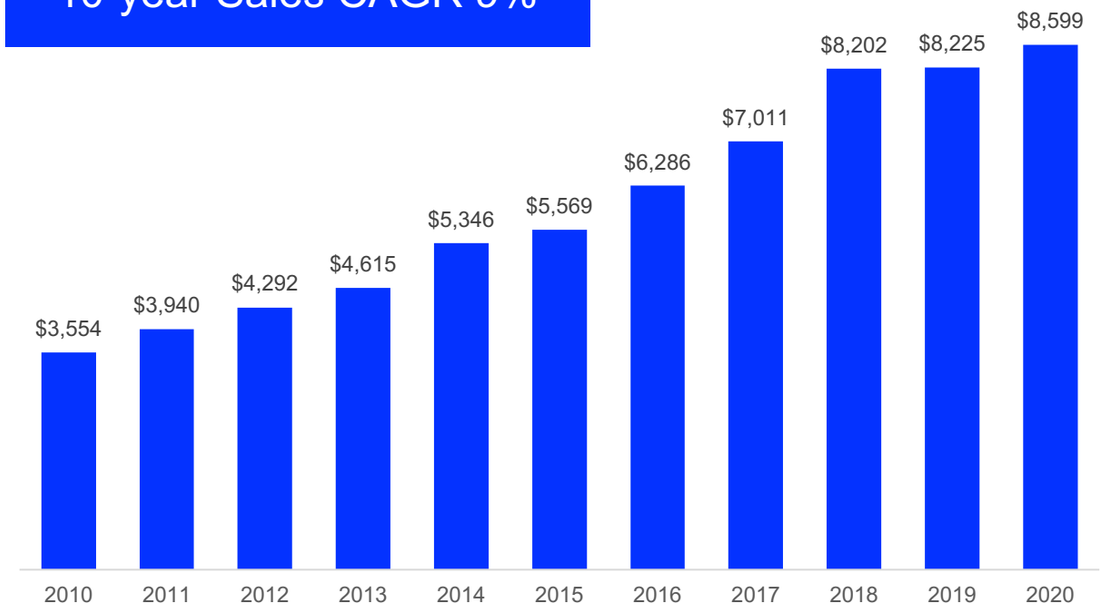

Sales in $M

10-year EPS CAGR 11%

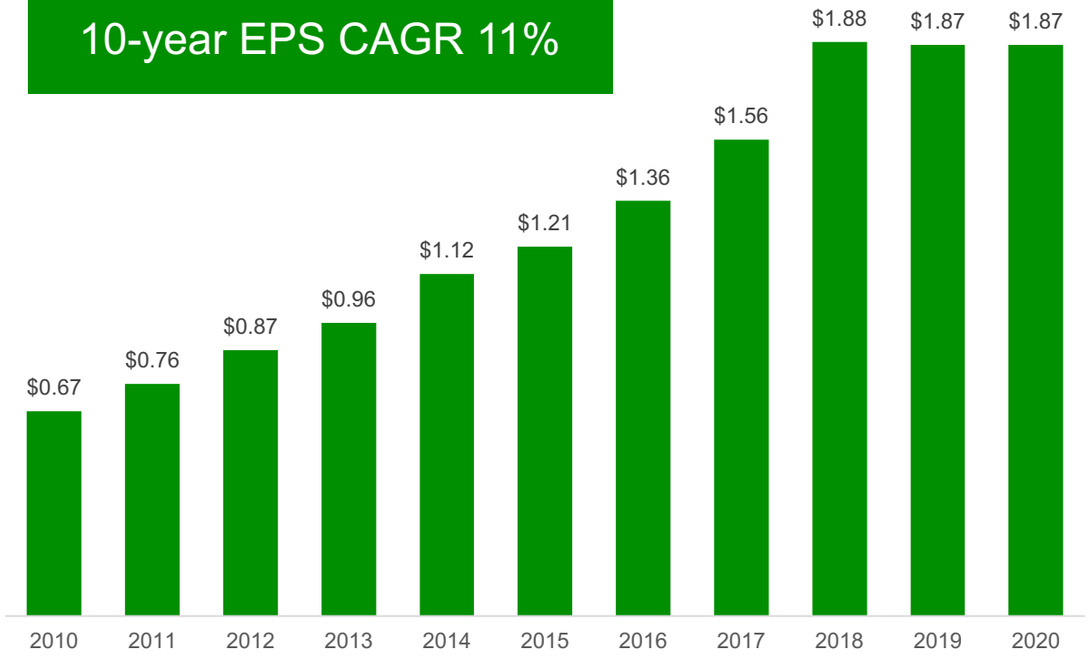

Adjusted Diluted EPS

- Industry-leading growth and operating margin for over a decade
- High-quality of earnings
- Strong cash flow generation in all business cycles
- Flexible and balanced capital deployment strategy

CAGR calculated from 2010-2020. EPS reflects stock splits.

Amphenol

Superior Shareholder Returns Through All Cycles

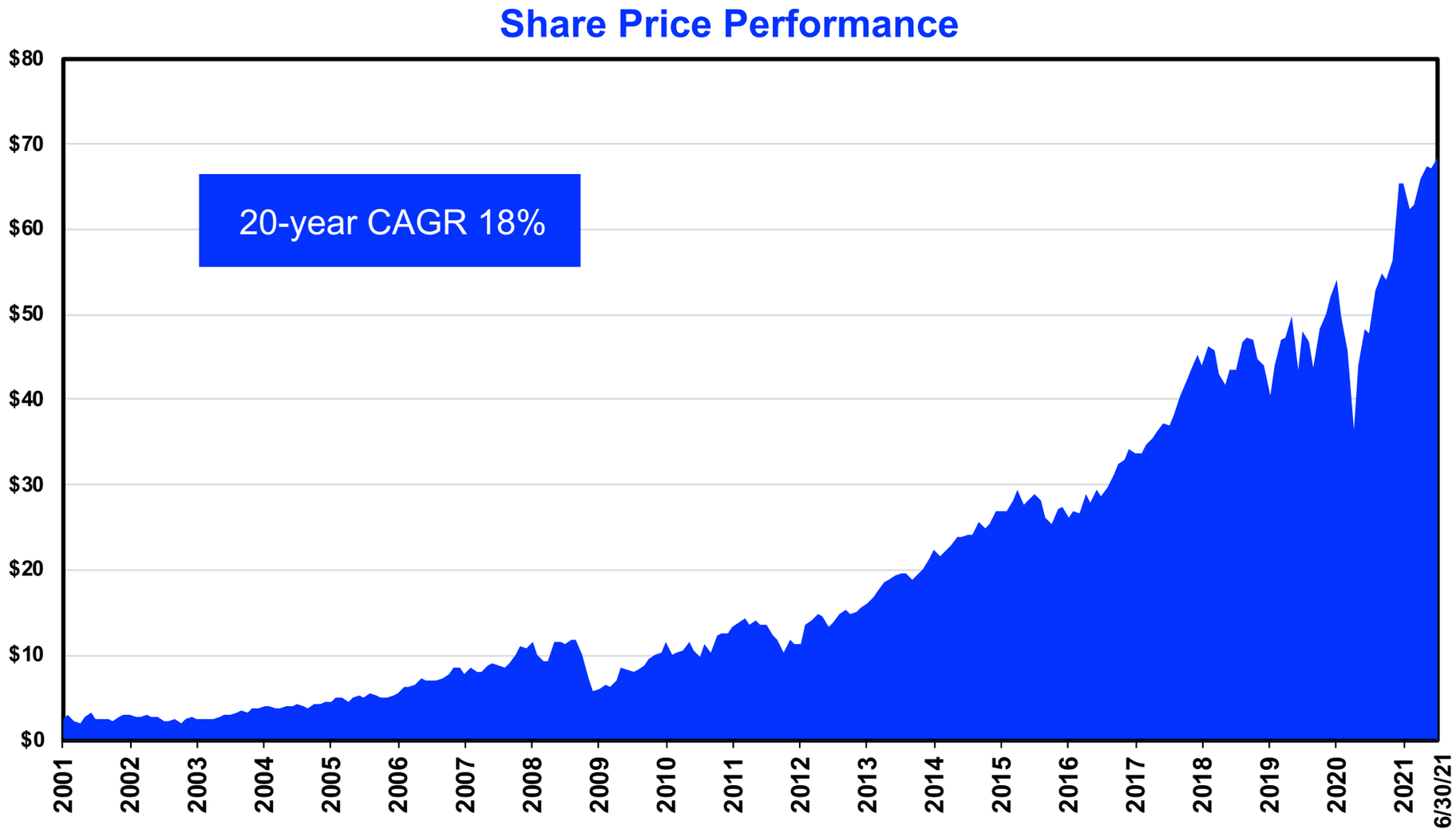

Bloomberg share price data, which reflects stock splits. CAGR calculated from 6/30/2001 to 6/30/2021.

Amphenol

Consistent High-Performance Strategy

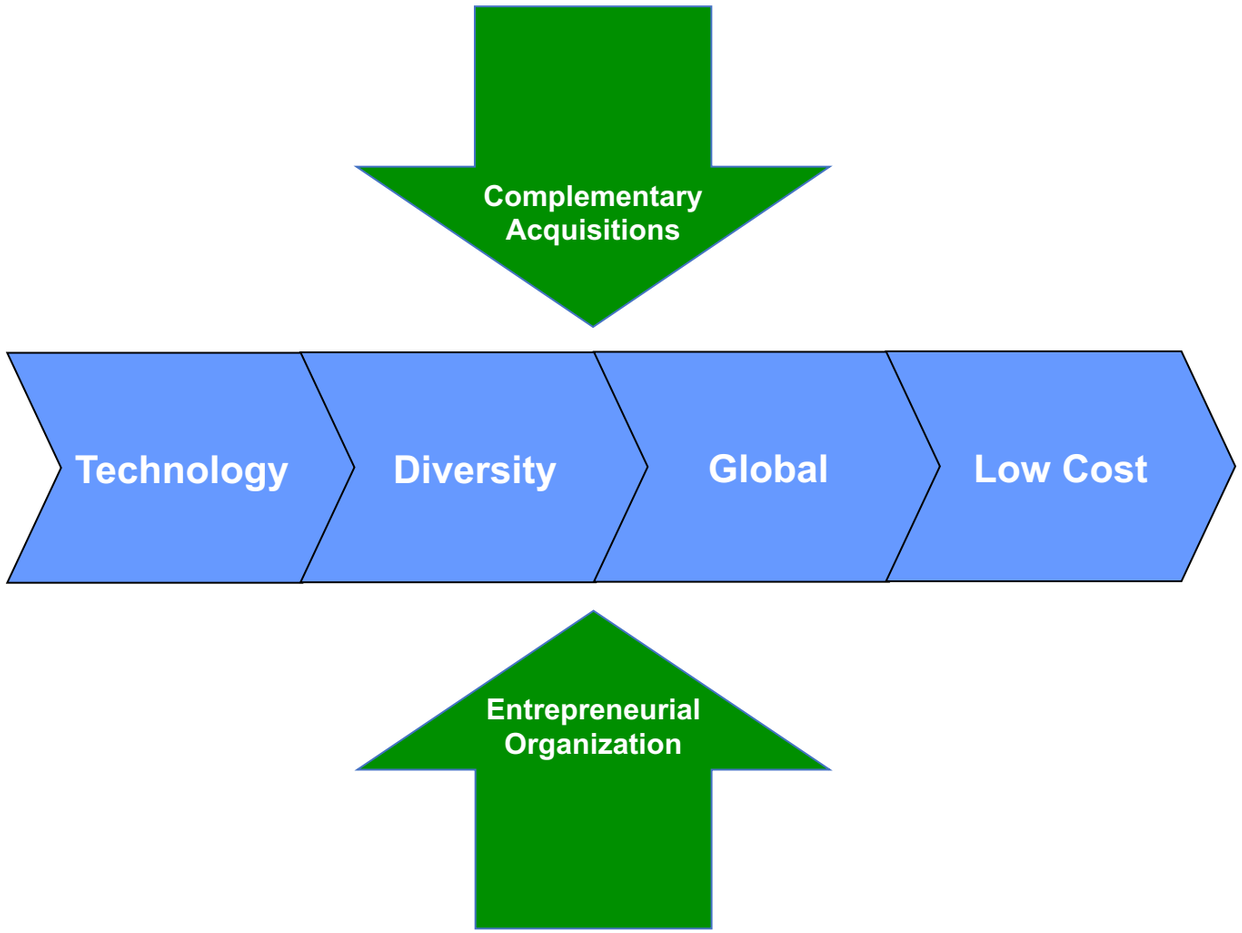

- Mobile Networks
- Mobile Devices
- IT / Datacom
- Broadband
- Auto
- Industrial
- Military / Aerospace

Strength through all cycles

Amphenol

Enabling the Electronics Revolution



Clean and Efficient

- Environmentally friendly
- More power efficient



Connected and Mobile

- Always on
- Available anywhere



High speed

- 5G capable and beyond
- Increased bandwidth



Harsh environment

- Ruggedized
- Extreme vibration, temperature, pressure



Increased complexity

- Multiple connections
- Next-generation applications

Amphenol

Balanced and Broad Market Position

Longer-cycle markets






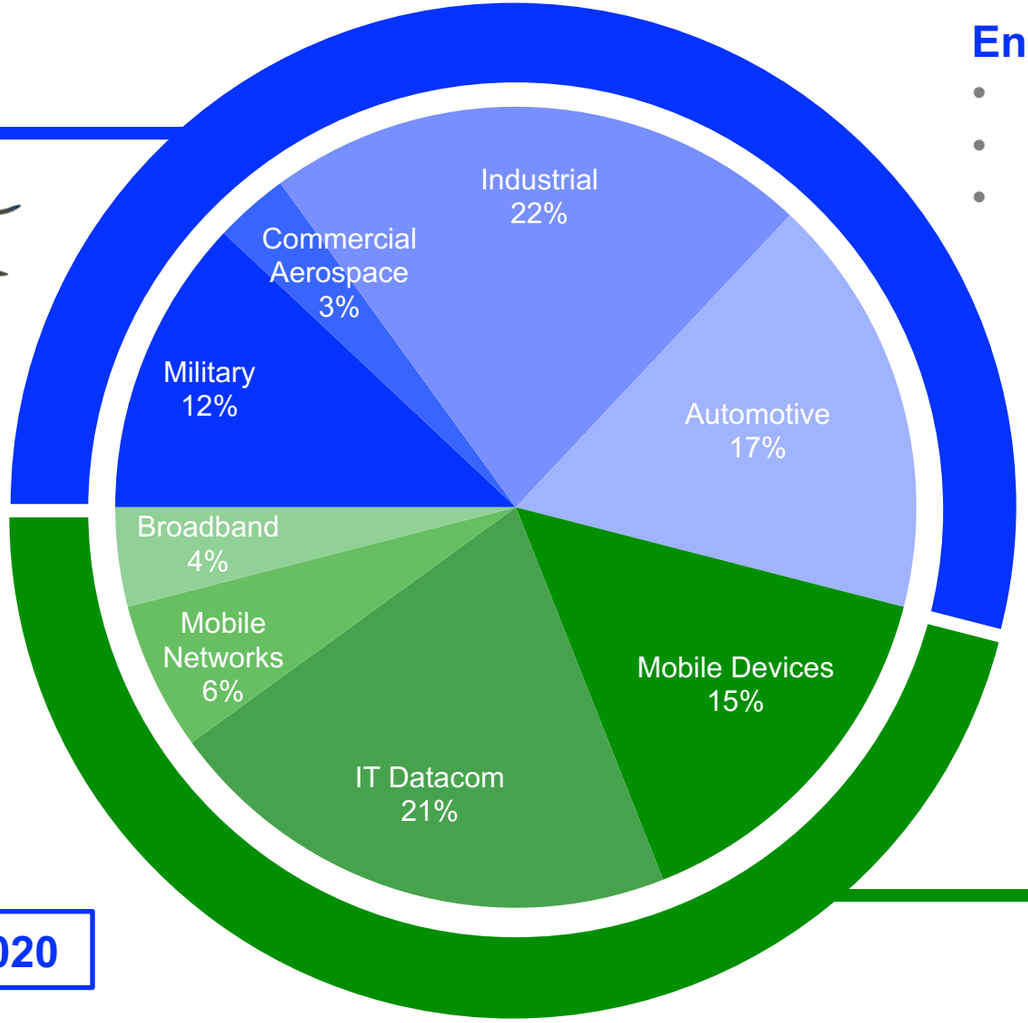

End-market diversification provides:

- Less volatility
- Broad technology visibility
- Proliferation of our know-how






Our high-technology solutions ***enable electronics in every industry***

No market >22% of sales in 2020

Shorter-cycle markets

Based on 2020 financial data

Leading Interconnect Technologies

Extending the reach of the interconnect system

Connectors	Antennas	Sensors	Flex	PCB	Cables	Value-add









Core pillars of technology innovation

Harsh Environment	High Speed	Power	Sensors	Radio Frequency	Fiber Optics








Amphenol

Disciplined Acquisition Program Creating Consistent Value

Management

Technology

Market Position

- Acquirer of choice
- Successful acquisition program in a fragmented but consolidating industry
- Focused on high-quality management teams with complementary technology
- Target acquisitions to account for approximately one-third of growth

Approximately 50 companies acquired in the last 10 years

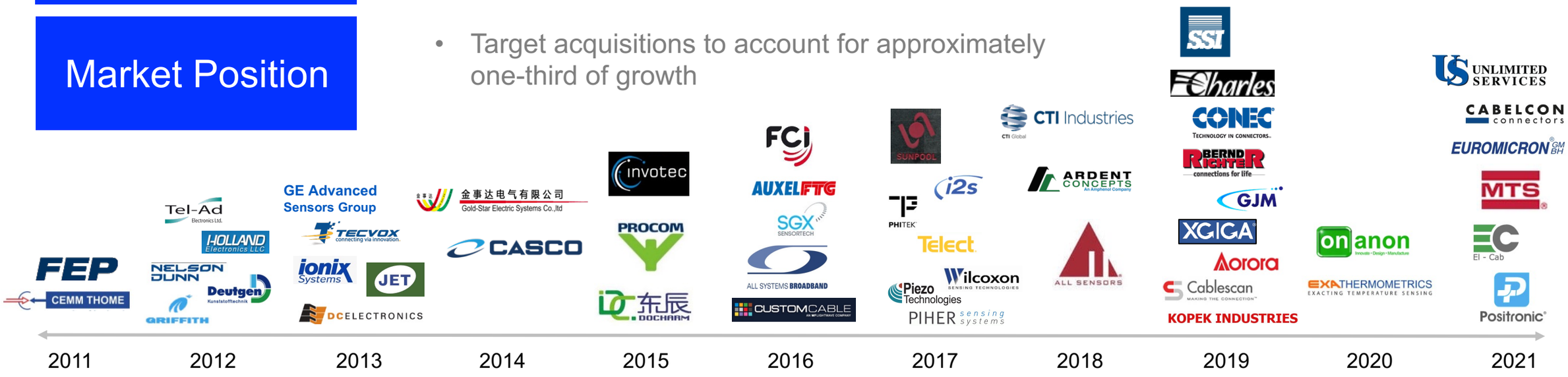

Acquisition program helps support robust sales growth

Amphenol

Unique Entrepreneurial Culture

HQ

Operating Groups

General Managers
Empowered and Accountable



Agile | **Accountable** | **Passionate** | **Talented**

Amphenol

Creating Sustained Long-Term Value

Unique entrepreneurial culture
- High-performance culture
- Agile, empowered and accountable

Balanced market diversification
- No market more than 22% of sales
- Ideal balance of long- and short-cycle markets

Global presence and reach
- Sales in ~70 countries across 6 continents

Technology solutions positioned for secular growth
- Enabling the Electronics Revolution

Disciplined acquisition strategy
- Acquirer of choice and long-term value creator

Responsible corporate citizen
- Committed to sustainable business practices

Our long-term goals

Grow sales faster than our markets

+

Deliver strong contribution margin

+

Strong free cash flow for reinvestment

=

Sustained Value Creation



Amphenol

Enabling the Electronics Revolution