Daseke, Inc. – Consolidating the Flatbed & Specialized Logistics Market

Acquisition Conference Call

July 6, 2017

Important Disclaimers

Forward-Looking Statements

This presentation includes “forward-looking statements” within the meaning of the “safe harbor” provisions of the United States Private Securities Litigation Reform Act of 1995. Forward-looking statements may be identified by the use of words such as "forecast," "intend," "seek," "target," “anticipate,” “believe,” “expect,” “estimate,” “plan,” “outlook,” and “project” and other similar expressions that predict or indicate future events or trends or that are not statements of historical matters. Projected financial information are forward-looking statements. Forward-looking statements, including those with respect to revenues, earnings, performance, strategies, prospects and other aspects of the business of Daseke, are based on current expectations that are subject to risks and uncertainties. A number of factors could cause actual results or outcomes to differ materially from those indicated by such forward-looking statements. These factors include, but are not limited to, general economic risks (such as downturns in customers’ business cycles and disruptions in capital and credit markets), driver shortages and increases in driver compensation or owner-operator contracted rates, loss of senior management or key operating personnel, Daseke’s ability to recognize the anticipated benefits of recent acquisitions, Daseke’s ability to identify and execute future acquisitions successfully, seasonality and the impact of weather and other catastrophic events, fluctuations in the price or availability of diesel fuel, increased prices for, or decreases in the availability of, new revenue equipment and decreases in the value of used revenue equipment, Daseke’s ability to generate sufficient cash to service all of its indebtedness, restrictions in Daseke’s existing and future debt agreements, increases in interest rates, the impact of governmental regulations and other governmental actions related to Daseke and its operations, litigation and governmental proceedings, and insurance and claims expenses. For additional information regarding known material factors that could cause actual results to differ from those expressed in forward-looking statements, please see Daseke’s filings with the Securities and Exchange Commission, available at www.sec.gov, including Hennessy Capital Acquisition Corp. II’s definitive proxy statement dated February 6, 2017, particularly the section “Risk Factors—Risk Factors Relating to Daseke’s Business and Industry,” and Daseke’s Current Report on Form 8-K/A, filed with the SEC on March 16, 2017 and amended on May 4, 2017. You are cautioned not to place undue reliance upon any forward-looking statements, which speak only as of the date made. Daseke undertakes no commitment to update or revise the forward-looking statements, whether as a result of new information, future events or otherwise.

Non-GAAP Financial Measures

This presentation includes a non-GAAP financial measure, Adjusted EBITDA. Daseke defines Adjusted EBITDA as net income (loss) plus (i) depreciation and amortization, (ii) interest expense, including other fees and charges associated with indebtedness, net of interest income, (iii) income taxes, (iv) acquisition-related transaction expenses (including due diligence costs, legal, accounting and other advisory fees and costs, retention and severance payments and financing fees and expenses), (v) non-cash impairments, (vi) losses (gains) on sales of defective revenue equipment out of the normal replacement cycle, (vii) impairments related to defective revenue equipment sold out of the normal replacement cycle, (viii) withdrawn initial public offering-related expenses, and (ix) expenses related to the business combination that was consummated in February 2017 and related transactions. You can find the reconciliation of Adjusted EBITDA to net income (loss), the nearest comparable GAAP measure, elsewhere in the appendix of this presentation. We have not reconciled non-GAAP forward-looking measures to their corresponding GAAP measures because certain items that impact these measures are unavailable or cannot be reasonably predicted without unreasonable efforts.

Daseke’s board of directors and executive management team use Adjusted EBITDA as a key measure of performance and for business planning. Adjusted EBITDA assists them in comparing Daseke’s operating performance over various reporting periods on a consistent basis because it removes from Daseke’s operating results the impact of items that, in their opinion, do not reflect Daseke’s core operating performance. Adjusted EBITDA also allows Daseke to more effectively evaluate its operating performance by allowing it to compare the results of operations against its peers without regard to its or its peers’ financing method or capital structure. Daseke’s management does not consider non-GAAP measures in isolation or as an alternative to financial measures determined in accordance with GAAP and instead relies primarily on Daseke’s GAAP results and uses non-GAAP measures supplementally.

Daseke believes its presentation of Adjusted EBITDA is useful because it provides investors and industry analysts the same information that Daseke uses internally for purposes of assessing its core operating performance. However, Adjusted EBITDA is not a substitute for, or more meaningful than, net income (loss), cash flows from operating activities, operating income or any other measure prescribed by GAAP, and there are limitations to using non-GAAP measures such as Adjusted EBITDA. Certain items excluded from Adjusted EBITDA are significant components in understanding and assessing a company’s financial performance, such as a company’s cost of capital, tax structure and the historic costs of depreciable assets. Adjusted EBITDA should not be considered a measure of the income generated by Daseke’s business or discretionary cash available to it to invest in the growth of its business. Other companies in Daseke’s industry may define Adjusted EBITDA differently than Daseke does, and as a result, it may be difficult to use it to compare the performance of those companies to Daseke’s performance.

Industry and Market Data

This presentation includes market data and other statistical information from third party sources, including independent industry publications, government publications and other published independent sources. Although Daseke believes these third party sources are reliable as of their respective dates, Daseke has not independently verified the accuracy or completeness of this information.

DASEKE

Presenters



Don Daseke
President, CEO,
and Chairman

Scott Wheeler
Executive Vice President,
CFO, and Director

Today We Will Discuss…

The Daseke Opportunity

Executing Our Consolidation Strategy

July 1, 2017 Acquisition of
The Steelman Companies

DASEKE

The Daseke Opportunity

- Largest owner of flatbed and specialized equipment in North America(1)
- <1% market share of $133 billion open deck transportation and logistics market(2)
- 3 acquisitions in just over 2 months adds 22% to 2016 pro forma Adjusted EBITDA(3)
- 50% Adjusted EBITDA CAGR from 2009 to pro forma 2016(3)
- Daseke's management team owns ~60% of the company(4)
- CEO Don Daseke has a three-year lock-up(5)

(1) CCJ Top 250, September 2016.
(2) FTR Associates, Inc., 2016.
(3) Pro forma 2016 Adjusted EBITDA is calculated by adding Daseke's 2016 Adjusted EBITDA with the Adjusted EBITDA of the three recently acquired companies (based on such companies' internally prepared financial statements). Does not give effect to synergies.
(4) Does not give effect to the payout of 15 million potential earnout shares and assumes no exercise of outstanding warrants or conversion of convertible preferred to common stock.
(5) Mr. Daseke intends to donate shares to educational institutions or charities; accordingly, 10% of Mr. Daseke's shares are not subject to the three-year lock-up but will instead be subject to a 180-day lock-up (from donation date) in the event of such donation.

DASEKE

Post July 1, 2017 Acquisitions

Giving Effect to Completed Acquisitions, Daseke has Pro Forma Revenue of $818 million and Adjusted EBITDA of $108 million in 2016

Pro Forma Revenue Growth

($ in millions)

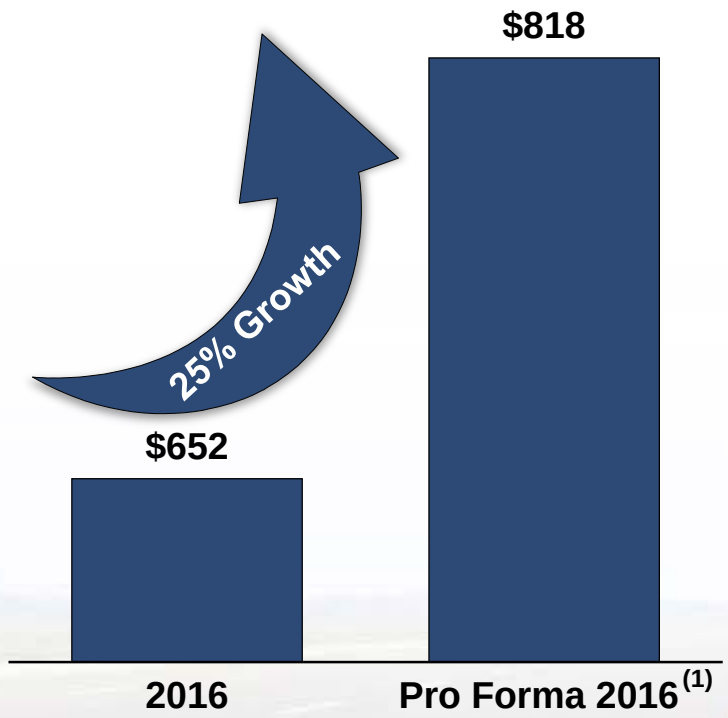

Pro Forma Adjusted EBITDA Growth

($ in millions)

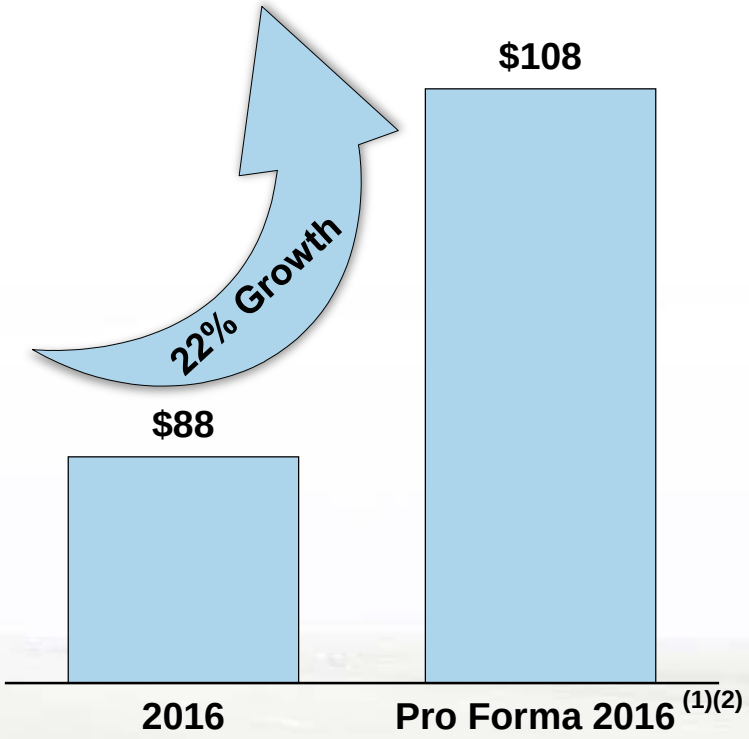

(1) Calculated by adding Daseke's 2016 figures with the acquired companies' 2016 figures (based on such companies' internally prepared financial statements). Does not give effect to synergies.
(2) Net loss of $9.2 million plus: depreciation and amortization of $81.9 million, interest of $23.6 million, provision for income taxes of $1.2 million, acquisition-related transaction expenses of $0.6 million, impairment of $2.0 million, withdrawn initial public offering-related expenses of $3.1 million, net losses on sales of defective revenue equipment out of the normal replacement cycle of $0.7 million, impairments related to defective revenue equipment sold out of the normal replacement cycle of $0.2 million and expenses related to the business combination and related transactions of $3.5 million results in Adjusted EBITDA of $107.6 million.

DASEKE

2017 YTD Acquisitions

DASEKE

The Steelman Companies

STEELMAN TRANSPORTATION

GROUP ONE, INC.
Reliable Transportation and Logistics Solutions

Acquisition Highlights

- Founded in 1991
- Headquarters: Springfield, Missouri
- Expanded Presence: Midwest, Powersports, Heavy Haul
- Expanded Capacity: Industrial Logistics, Warehousing and Distribution
  - Approximately 128,000 square feet
- Past Winner of Carrier's Edge "Best Fleets to Drive For"

BEST Fleets TO DRIVE FOR

DASEKE

Three Companies Joined Daseke since May 1, 2017

Daseke has Closed Three Acquisitions in Just Over 2 Months

2017 YTD Acquisition Highlights

- 2016 combined estimated Revenue of $165 million and Adjusted EBITDA of $20 million(1)(2)
- Approximately 52% asset-light or logistics revenues
- Average purchase multiple of 5.4x 2016 Adjusted EBITDA(3)
- The total number of Daseke stock issued in the three acquisitions is 1,088,305 shares
- The cash portion of the consideration for The Steelman Companies was funded from cash on hand
- Including The Steelman Companies, The Schilli Companies and Big Freight Systems Inc., Daseke now operates over 3,600 tractors, 7,500 trailers and 1.2 million square feet of warehouse space to facilitate industrial logistics and distribution services

(1) Based on the acquired companies' internally prepared financial statements. Does not give effect to synergies.
(2) Net income of $3.1 million plus: depreciation and amortization of $14.4 million, interest of $1.7 million and acquisition-related transaction expenses of $0.3 million results in Adjusted EBITDA of $19.5 million.
(3) Average Purchase Multiple is calculated on the basis of the sum of cash consideration, stock consideration and the debt assumed divided by the 2016 Adjusted EBITDA of the acquired companies.

Consolidation, Integration & Growth

Consolidation[1]

Highly Fragmented $133 Billion Market

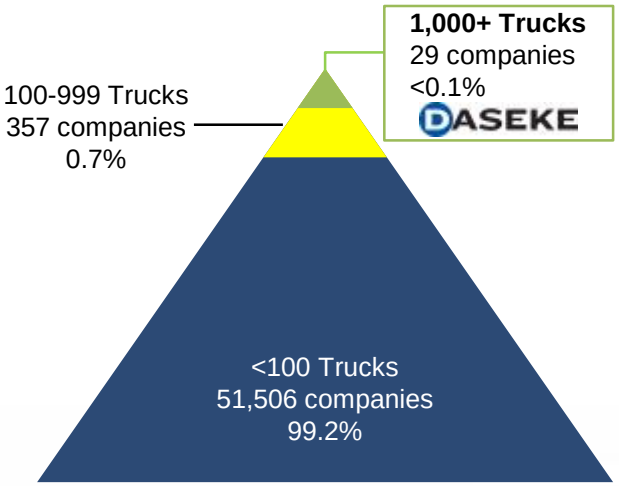

Integration Opportunities

- Freight management system
- Purchasing consolidation
- Sales
- Insurance
- Accounting control
- Capital expenditures
- Financing
- Collaboration
- KPI analytics

Adjusted EBITDA Growth

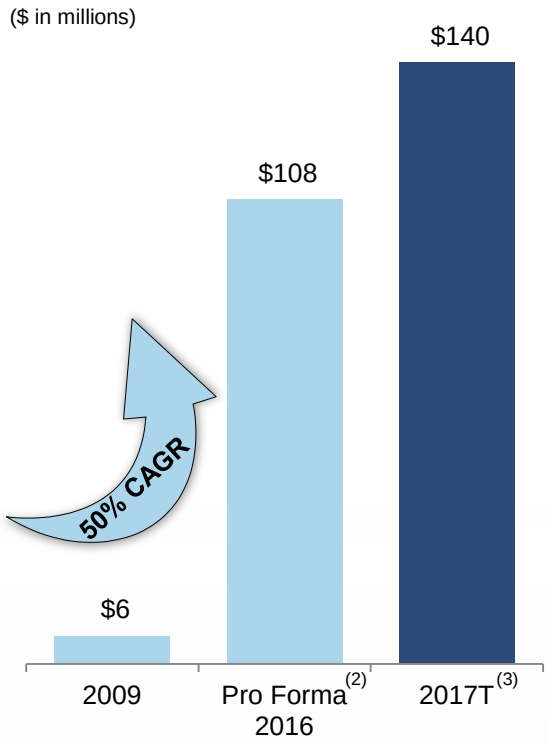

Smokey Point	E.W. Wylie	J.Grady Randolph	Central Oregon	Boyd Bros. & WTI	Lone Star	Bulldog	Hornady	The Schilli Companies	Big Freight Systems	The Steelman Companies
Acquired in 2008	Acquired in 2011	Acquired in 2013	Acquired in 2013	Acquired in 2013	Acquired in 2014	Acquired in 2015	Acquired in 2015	Acquired in 2017	Acquired in 2017	Acquired in 2017
Est. 1979	Est. 1938	Est. 1935	Est. 1992	Est. 1956 / 1989	Est. 1988	Est. 1959	Est. 1928	Est. 1961	Est. 1948	Est. 1991

(1) Source: FTR, 2016.
(2) Calculated by adding Daseke's 2016 figures with the acquired companies' 2016 figures (based on such companies' internally prepared financial statements). Does not give effect to synergies.
(3) 2017 pro forma Adjusted EBITDA will be calculated by adding Daseke's actual 2017 Adjusted EBITDA and the Adjusted EBITDA of any acquired business during 2017 for the period beginning on January 1, 2017 and ending on the acquisition date.

DASEKE

Executive Summary

We Continue to Execute our Consolidation Strategy; Daseke Remains on Track to Achieve its 2017 Pro Forma Adjusted EBITDA Target of $140 million(1)

Closed 3 acquisitions in just over 2 months

Giving effect to the acquisitions, Daseke has pro forma Revenue of $818 million and Adjusted EBITDA of $108 million in 2016(2)

25% increase in pro forma Revenue and a 22% increase in pro forma Adjusted EBITDA compared to actual 2016 results, respectively

(1) 2017 pro forma Adjusted EBITDA will be calculated by adding Daseke's actual 2017 Adjusted EBITDA and the Adjusted EBITDA of any acquired business during 2017 for the period beginning on January 1, 2017 and ending on the acquisition date.
(2) Calculated by adding Daseke's 2016 figures with the acquired companies' 2016 figures (based on such companies' internally prepared financial statements). Does not give effect to synergies.

DASEKE

Conclusion

Questions

DASEKE

Appendix

DASEKE

Reconciliation of Net Income to Adjusted EBITDA

Adjusted EBITDA Reconciliation

($ in thousands)	Year Ended December 31,				
	2009	**2013**	**2014**	**2015**	**2016**
Net income (loss)	$ (381)	$ (2,976)	$ 1,300	$ 3,263	$ (12,279)
Depreciation and amortization	4,132	18,666	48,575	63,573	67,500
Interest income	-	(101)	(73)	(69)	(44)
Interest expense	2,751	6,402	15,978	20,602	23,124
Provision for income taxes	(47)	99	1,784	7,463	163
Acquisition-related transaction expenses	-	1,815	944	1,192	296
Impairment	-	-	1,838	-	2,005
Withdrawn initial public offering-related expenses	-	-	-	1,280	3,051
Transaction expenses	-	-	-	-	3,516
Other	-	-	-	-	908
Adjusted EBITDA	**$ 6,455**	**$ 23,905**	**$ 70,346**	**$ 97,304**	**$ 88,240**

DASEKE