



VIRTUAL AGM USER GUIDE

PLEASE READ CAREFULLY



Getting Started

This year's annual and special meeting will be held virtually. You can participate online using your smartphone, tablet or computer.

By participating online, you will be able to listen to the meeting, ask questions and submit your votes in real time.

As usual, you may also provide voting instructions before the meeting by completing the form of proxy or voting information form that has been provided to you.

Important Notice for Non-Registered Holders

Non-registered holders (being shareholders who hold their shares through a broker, investment dealer, bank, trust company, custodian, nominee or other intermediary) who have not duly appointed themselves as proxy may attend as guests but will not be able to participate at the meeting.

If you are a non-registered holder and wish to participate online at the meeting, you should carefully follow the instructions set out on your voting information form and in the management information circular relating to the meeting, in order to appoint and register yourself as proxy, otherwise you will be required to login as a guest.

Before the meeting

Check that your browser for whichever device you are using is compatible. You will need the latest version of Chrome, Safari, Edge, or Firefox. Internet Explorer is not supported.

In order to participate online

Using your smartphone, tablet or computer, go to the following address:

Meeting Access

web.lumiagm.com/471059918

Caution: Internal network security protocols including firewalls and VPN connections may block access to the Lumi platform for your meeting. If you are experiencing any difficulty connecting or watching the meeting, ensure your VPN setting is disabled or use a computer on a network not restricted to security settings of your organization.

Note to Shareholders

All shareholders MUST register any 3rd party appointments at www.computershare.com/CPRail. Failure to do so will result in the appointee not receiving login credentials.

You will need the following information to login:

Meeting ID

471-059-918

Password

CPR2022

Registered Shareholders

The 15 digit control number listed on your form of proxy by Computershare, which constitutes your user name.

Appointed Proxy

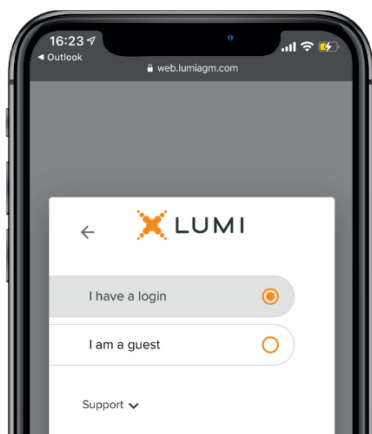
The user name provided by Computershare via email, provided your appointment has been registered.

Registered Shareholders and Appointed Proxy

Select "I have a login".

Guests

Select "I am a guest" and fill in the form.




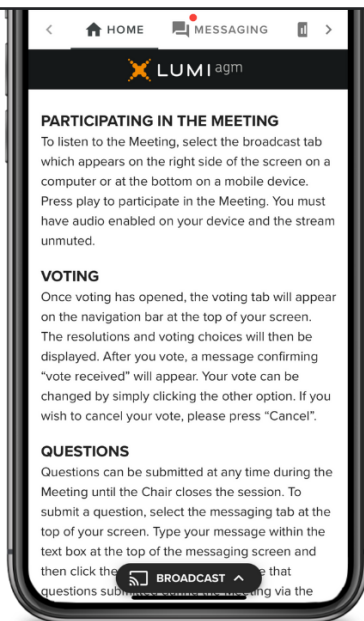
Registered Shareholders

Enter the 15 digit control number listed on your form of proxy and the password above.

Appointed Proxy

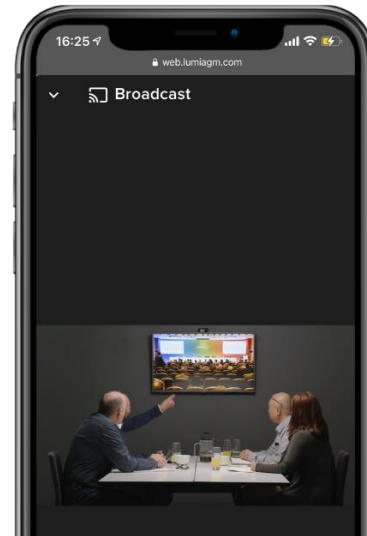
Enter the username provided by Computershare and the password above.





Once logged in, you will see the home page, where you can access the meeting information, documents and the broadcast.

To watch the meeting, press on the broadcast icon. On a computer, the broadcast will appear automatically at the right-side once the meeting has started.



Voting

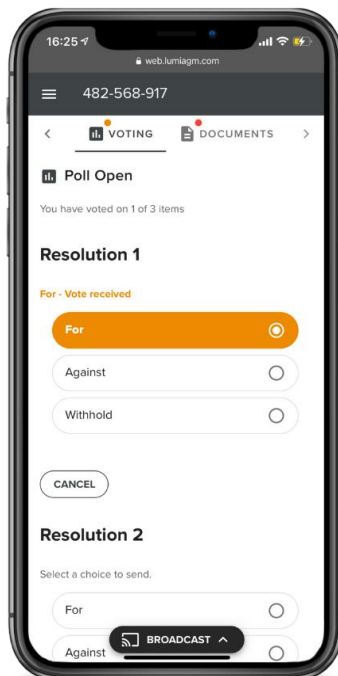
Once voting has opened, the voting tab will appear. The resolutions and voting choices will be displayed in that tab.

To vote, select one of the voting options. Your choice will be highlighted.

A confirmation message will also appear to show your vote has been received.

The number of resolutions for which you have voted, or not yet voted, is displayed at the top of the screen.

You can change your votes until the end the voting period by simply selecting another choice.



You will continue to hear the meeting proceedings. To return to the broadcast tab on mobile, tap on the broadcast button after having voted.

Questions

To ask a question, select the messaging tab. Type your question within the box at the top of the screen and click the send arrow.

Questions sent via the Lumi AGM online platform will be moderated before being sent to the Chair.

