

Investor Day at
CISCO *Live!*

Modernize Infrastructure

Jonathan Davidson

EVP and General Manager,
Cisco Networking

Forward-Looking Statements

This presentation contains projections and other forward-looking statements regarding future events or the future financial performance of Cisco, including future operating results and Cisco's forward-looking targets. These projections and statements are only predictions. Actual events or results may differ materially from those in the projections or other forward-looking statements. In addition, Cisco's forward-looking targets do not represent projections or guidance for a particular period, but rather long-term financial targets management utilizes in managing the business and actual results for a particular period may differ materially. Please see Cisco's filings with the SEC, including its most recent reports on Form 10-K and Form 10-Q, for a discussion of important risk factors that could cause actual events or results to differ materially from those in the projections or other forward-looking statements.

GAAP Reconciliation

During this presentation references to financial measures of Cisco will include references to non-GAAP financial measures. Cisco provides a reconciliation between GAAP and non-GAAP financial information on the Cisco Investor Relations website <https://investor.cisco.com/financial-information/financial-results/default.aspx>

Non-GAAP measures for future periods would not include, when applicable, share-based compensation expense, amortization of acquisition-related intangible assets, acquisition related/divestiture costs, significant asset impairments and restructurings, significant litigation settlements and other contingencies, Russia-Ukraine war costs, gains and losses on equity investments, the income tax effects of the foregoing, significant tax matters, and other items that Cisco may exclude from time to time in the future.

Our opportunity

Massive TAM
that Cisco is positioned to capture

\$221B

by CY2027

Secular shifts
creating tailwinds for Cisco



AI



Cloud



Digital transformation



Access

Our differentiated strategy

The world needs Cisco secure connectivity

Accelerate
growth

AI, hyperscaler, and
rest of cloud

Propel
secure networking

Across the
global area network

Evolve
the customer model

From point solutions
to a platform

Accelerate growth

AI, hyperscaler, and
rest of cloud

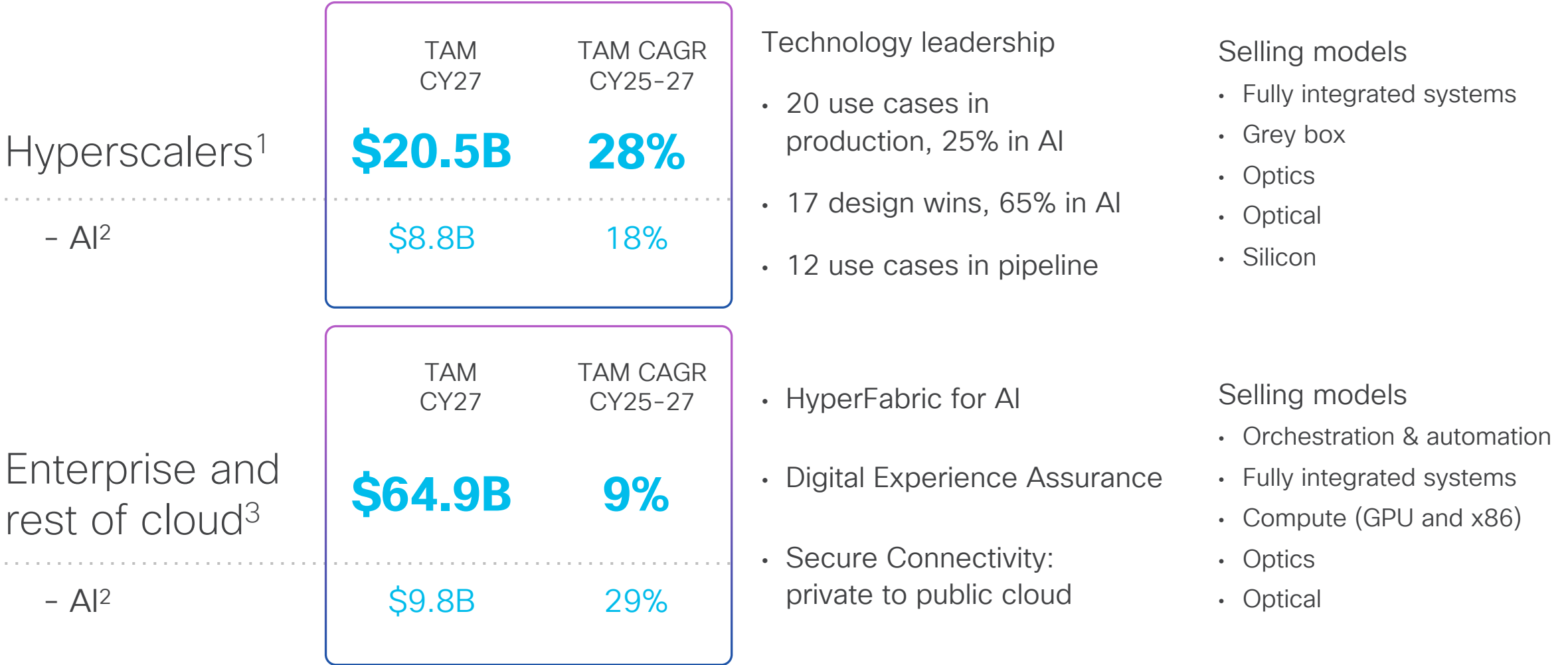
Propel secure networking

Across the
global area network

Evolve the customer model

From point solutions
to a platform

Accelerate growth across AI, hyperscalers, rest of cloud



1. Includes DC Switching (Managed, Fixed-Unmanaged, Infiniband) Silicon & Optics. Does not include Server, Storage, Software and Services
 2. Includes AI DC Switching (Mgd + Infiniband) and Direct Purchase Ethernet Optics
 3. Includes Enterprise Data Center and second-tier cloud providers. Numbers include Mgd DC Switching, x86 Blade Servers, Silicon & Optics, Cloud related M&O S/W, ComputeaaS

Technology leadership in hyperscaler and rest of cloud

Software



Top 3 code contributor
Governing Board member

Systems

- Advanced cooling (liquid/immersion)
- High capacity and scale

Rapid custom designs
Circular design principles

Silicon

- 14 silicon variants in 4.5 years
- **2x performance** with Silicon One for AI job completion time

Optics

- Liquid immersion
- Silicon photonics

- Co-packaged Optics
- Linear-drive Pluggable Optics

Optical

- Digital Coherent ZR pluggables (400G-800G) **#1 market share**
- 1.2Tbps per wavelength for connectivity between data centers

Accelerate growth in AI data center: Cisco HyperFabric

The company that invented cloud management for networking is now bringing it to the data center



Cloud Management with automation and simplified orchestration for the on-premises AI data center

Accelerate growth

AI, hyperscaler, and
rest of cloud

Propel secure networking

Across the
global area network

Evolve the customer model

From point solutions
to a platform

Propel secure networking

Cisco Networking
Cloud Platform

+

Cisco Security
Cloud Platform

Hypershield: security infused into the network fabric

AI-native endpoint identification, behavioral analysis, and quarantining

End-to-end micro- and macro-segmentation (and multi-vendor)

Cisco SSE + SD-WAN = SASE with integrated Digital Experience Assurance

Propel secure networking with Cisco Networking Cloud Platform innovation

APIs

500+ million daily API calls

98% renewal rate

2.4x more spend

Patents

22,890 patents in Cisco Networking

3,336 patents issued since 2021

Propel secure networking with *AI-native* capabilities

WAN insights

Predictive path recommendations

Internet insights

Internet weather map

Radio resource management

AI-native RF for Wi-Fi

Device identity

Auto-Detect and classify endpoints

Event detection

Automated detection, correlation, and action

Accelerate growth

AI, hyperscaler, and
rest of cloud


Propel secure networking

Across the
global area network

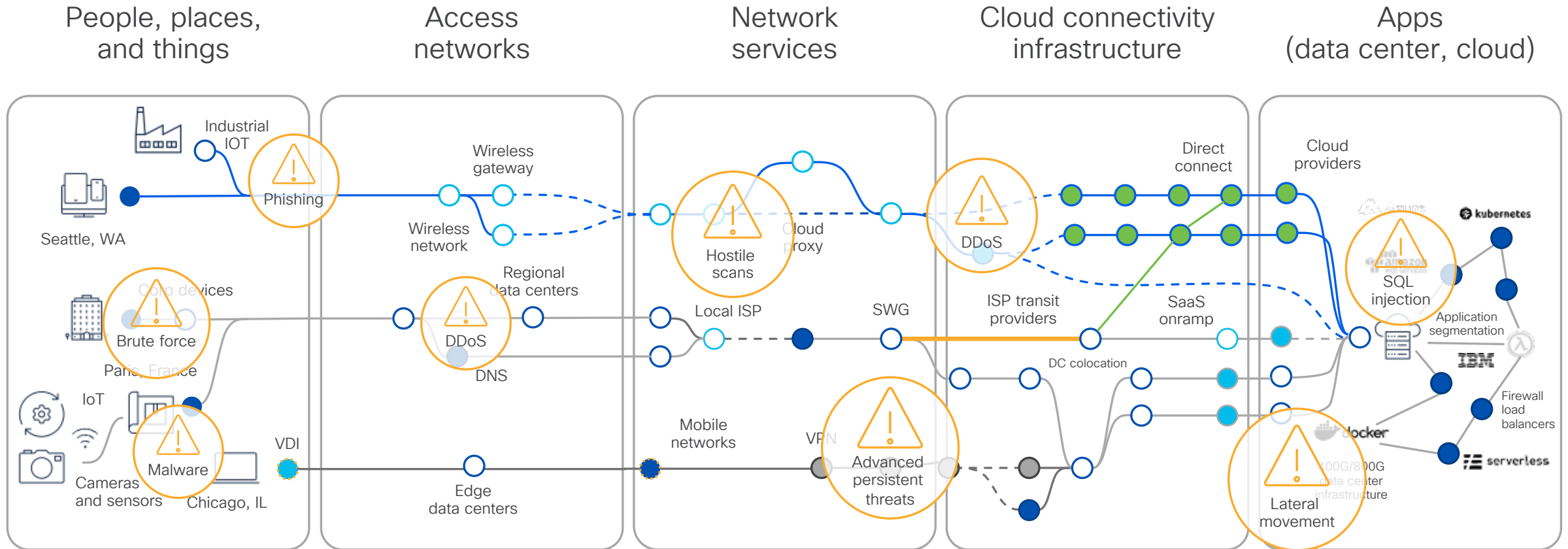
Evolve the customer model

From point solutions
to a platform

The experience users expect



But the reality is...



Digital resilience across the global area network

AI-native intelligence and automation



Federated data layer

Usage | Synthetics | Endpoints | Devices | Events, logs, traces | Behaviors



Home



Branch/Campus



Data Center



Service Provider



Internet



Cloud/App

Owned infrastructure

Unowned infrastructure

Global area network

Digital Experience Assurance delivers digital resilience



Home



Branch/Campus



Data Center



Service Provider



Internet



Cloud/App

1B

endpoints

Continuous intelligence
on end user
digital experience

5B

daily synthetic
measurements

Pinpoint issues at the
endpoint, network, and
application layers

650B

daily points of
measurement

Automated
workflows and
event remediation

Unparalleled global area network visibility



All networks and infrastructure: home, campus, branch, data center, internet, service provider, SaaS, public cloud



Custom view and understanding of what you own and don't own



Adding integrations, vantage points, and new points of measurement

Difference between a multi-hour outage and a momentary disruption

650 billion

points of measurement
daily

5 billion

synthetic measurements
daily

1 billion

endpoints of visibility

Unmatched data

500+ million

API calls per day
across all platforms

260+ million

mobile IoT connected
endpoints

29 million

devices sending
telemetry

100+ million

connected cars

And for those of you here today...

**What we inferred
about your critical
digital experiences
in just one week:**

100% of you rely on cloud services for video collaboration

9 of you were impacted by a CRM* disruption that lasted 4+ hours and impacted thousands of users, all caused by a third-party DNS provider

64% of you rely on SharePoint
41% of you rely on Salesforce

5 of you were impacted by DDOS provider outage, with one of your websites impacted for 7+ hours

Cisco can identify issues across the owned and unowned infrastructure, on any network, anywhere

Evolve the customer model: land and expand

Cameras, sensors,
collaboration devices, Spaces

Cameras, sensors,
Contact Center

Industrial hardened devices,
cameras, sensors

Safety,
security, analytics

AI-native campus

AI-native branch

AI-native industry

Connected vehicles

Observability, now with Digital Experience Assurance

Security

Networking platform

Enterprise connectivity

Data center connectivity

Cloud connectivity

Evolve the customer model with top accounts

Growth in franchise motion among top 2,000 customers

90% of top customers have 5+ franchises

20% of top customers have 9+ franchises

For each additional franchise, average ARR spend increases **~1.3X**

Land and expand in motion



Self Esteem Brands

350 gyms equipped; enterprise agreement for 1,800 more

Meraki networking backbone, smart cameras, custom analytics

Keep gyms open **24/7** with minimal staffing during off-hours

APIs work with a custom application to detect tailgaters



Hilton Hotels

500,000 devices deployed at 3,500 hotels

Assurance on the unified platform

75% fewer Wi-Fi complaints to the front desk, **90%** fewer trouble tickets, and **10x** faster guest Wi-Fi



Bosch

Five-year Whole Portfolio Agreement (WPA)

From **2,000 contracts to one**

One contract for switching, routing, data center, assurance, security, collaboration, and services

Expanded to the SD-WAN franchise after the WPA

Driving sustained differentiation and growth



Accelerate growth



Propel secure networking



Evolve the platform

Forward-Looking Statements

These presentation slides and related webcast may be deemed to contain forward-looking statements, which are subject to the safe harbor provisions of the Private Securities Litigation Reform Act of 1995. These forward-looking statements include, among other things, statements regarding future events (such as statements regarding our growth and strategy) and the future financial performance of Cisco that involve risks and uncertainties. Readers are cautioned that these forward-looking statements are only predictions and may differ materially from actual future events or results due to a variety of factors, including: business and economic conditions and growth trends in the networking industry, our customer markets and various geographic regions; global economic conditions and uncertainties in the geopolitical environment; our development and use of artificial intelligence; overall information technology spending; the growth and evolution of the Internet and levels of capital spending on Internet-based systems; variations in customer demand for products and services, including sales to the service provider market and other customer markets; the return on our investments in certain priorities, key growth areas, and in certain geographical locations, as well as maintaining leadership in Networking and services; the timing of orders and manufacturing and customer lead times; supply constraints; changes in customer order patterns or customer mix; insufficient, excess or obsolete inventory; variability of component costs; variations in sales channels, product costs or mix of products sold; our ability to successfully acquire businesses and technologies and to successfully integrate and operate these acquired businesses and technologies; our ability to achieve expected benefits of our partnerships; increased competition in our product and service markets, including the data center market; dependence on the introduction and market acceptance of new product offerings and standards; rapid technological and market change; manufacturing and sourcing risks; product defects and returns; litigation involving patents, other intellectual property, antitrust, stockholder and other matters, and governmental investigations; our ability to achieve the benefits of restructurings and possible changes in the size and timing of related charges; cyber-attacks, data breaches or other incidents; vulnerabilities and critical security defects; terrorism; natural catastrophic events (including as a result of global climate change); any pandemic or epidemic; our ability to achieve the benefits anticipated from our investments in sales, engineering, service, marketing and manufacturing activities; our ability to recruit and retain key personnel; our ability to manage financial risk, and to manage expenses during economic downturns; risks related to the global nature of our operations, including our operations in emerging markets; currency fluctuations and other international factors; changes in provision for income taxes, including changes in tax laws and regulations or adverse outcomes resulting from examinations of our income tax returns; potential volatility in operating results; and other factors listed in Cisco's most recent reports on Form 10-K and Form 10-Q. The financial information contained in these presentation slides and related webcast should be read in conjunction with the consolidated financial statements and notes thereto included in Cisco's most recent report on Form 10-Q, as it may be amended from time to time. Cisco's results of operations for prior periods are not necessarily indicative of Cisco's operating results for any future periods. Any projections in these presentation slides and related webcast are based on limited information currently available to Cisco, which is subject to change. Although any such projections and the factors influencing them will likely change, Cisco will not necessarily update the information, since Cisco will only provide guidance at certain points during the year. Such information speaks only as of the date of these presentation slides and related webcast.