



Financial Update

May 6, 2020



Legal Disclaimer

This presentation contains forward-looking statements. All statements other than statements of historical fact contained in this presentation, including statements as to future results of operations and financial position, planned products and services, business strategy and plans, objectives of management for future operations of Twilio Inc. and its subsidiaries (“Twilio” or the “Company”), market size and growth opportunities, competitive position and technological and market trends, are forward-looking statements. In some cases, you can identify forward-looking statements by terms such as “expect,” “plan,” “anticipate,” “intend,” “target,” “project,” “predict,” “potential,” “explore” or “continue” or the negative of these terms or other similar words. Twilio has based these forward-looking statements largely on its current expectations and assumptions and on information available as of the date of this presentation. The Company assumes no obligation to update any forward-looking statements after the date of this presentation, except as required by law.

The forward-looking statements contained in this presentation are subject to known and unknown risks, uncertainties, assumptions and other factors that may cause actual results or outcomes to be materially different from any future results or outcomes expressed or implied by the forward-looking statements. These risks, uncertainties, assumptions and other factors include, but are not limited to, those related to the Company’s business and financial performance, the Company’s ability to attract and retain customers, the Company’s ability to develop new products and services and enhance existing products and services, the Company’s ability to respond rapidly to emerging technology trends and adapt to adverse changes in general economic or market conditions, the Company’s ability to comply with modified or new industry standards, laws and regulations applying to its business, the Company’s ability to execute on its business strategy, the Company’s ability to compete effectively and the Company’s ability to manage growth, and the Company’s expectations around the impact of the COVID-19 pandemic on its business, results of operations and financial condition and that of its customers and partners. Moreover, the Company operates in a very competitive and rapidly changing environment, and new risks may emerge from time to time. It is not possible for the Company to predict all risks, nor can the Company assess the impact of all factors on its business or the extent to which any factor, or combination of factors, may cause actual results or outcomes to differ materially from those contained in any forward-looking statements the Company may make.

This presentation also contains estimates and other statistical data made by independent parties and by the Company relating to market size and growth and other industry data. These data involve a number of assumptions and limitations, and you are cautioned not to give undue weight to such estimates. The Company has not independently verified the statistical and other industry data generated by independent parties and contained in this presentation and, accordingly, it cannot guarantee their accuracy or completeness. In addition, projections, assumptions and estimates of its future performance and the future performance of the markets in which the Company competes are necessarily subject to a high degree of uncertainty and risk due to a variety of factors. These and other factors could cause results or outcomes to differ materially from those expressed in the estimates made by the independent parties and by Twilio.

This presentation also includes certain non-GAAP financial measures. These non-GAAP financial measures are in addition to, and not as a substitute for or superior to measures of financial performance prepared in accordance with GAAP. There are a number of limitations related to the use of these non-GAAP financial measures versus their nearest GAAP equivalents. For example, other companies may calculate non-GAAP financial measures differently or may use other measures to evaluate their performance, all of which could reduce the usefulness of the Company’s non-GAAP financial measures as tools for comparison. The Company has provided a reconciliation of those measures to the most directly comparable GAAP measures, which is available in the appendix.

For further information with respect to Twilio, we refer you to our most recent annual report on Form 10-K filed with the SEC. In addition, we are subject to the information and reporting requirements of the Securities Exchange Act of 1934 and, accordingly, file periodic reports, current reports, proxy statements and other information with the SEC. The final prospectus and these periodic reports, current reports, proxy statements and other information are available for review at the SEC’s website at <http://www.sec.gov>.



FINANCIAL OVERVIEW

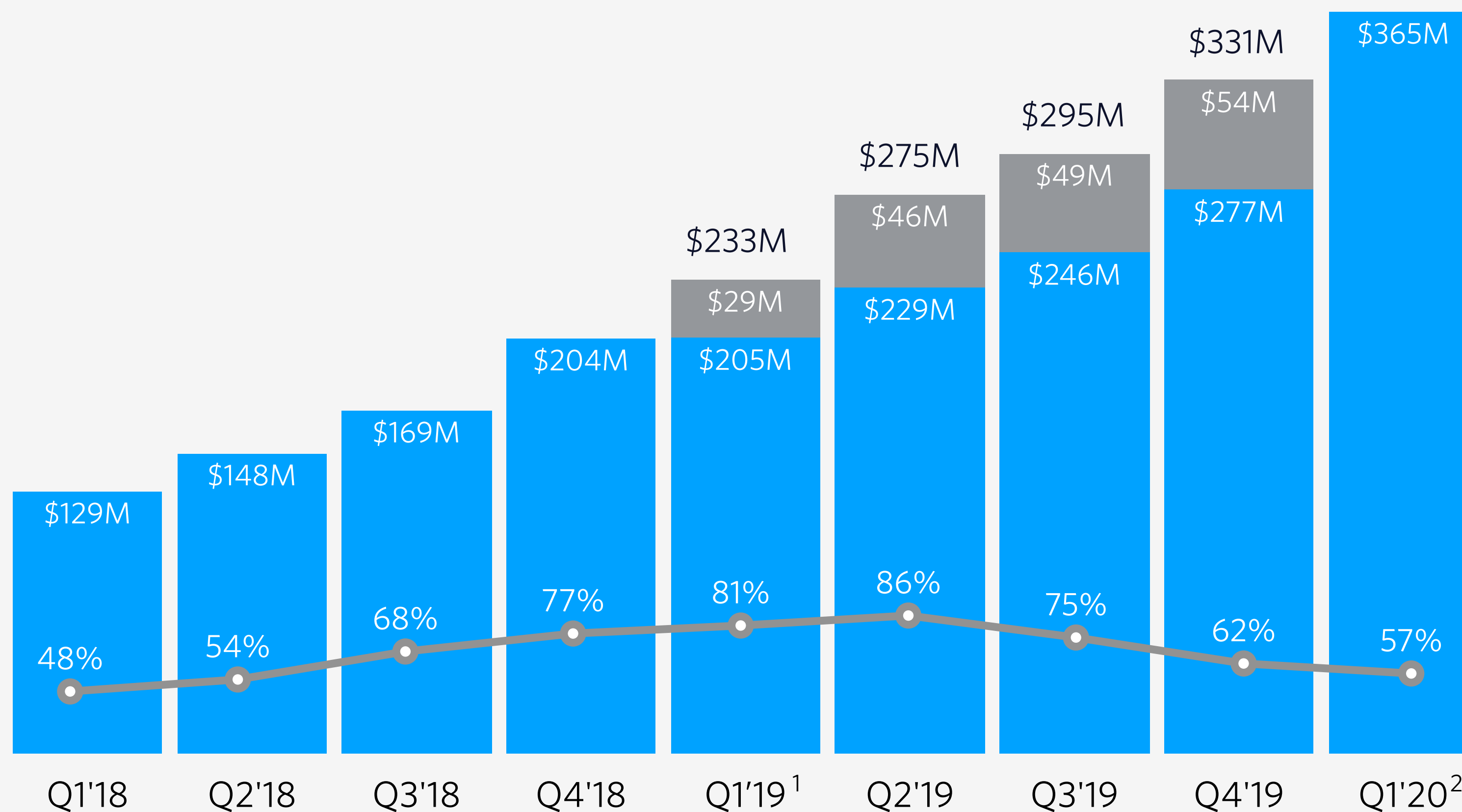


Results Highlights

- **First quarter total revenue of \$364.9 million**, up 57% year-over-year
- **First quarter total revenue dollar-based net expansion of 143%**
- More than **190,000 active customer accounts**, as of March 31, 2020
- **Guidance**
 - **Initiates Q2'20 guidance**
 - **Total revenue** of \$365 million to \$370 million, up 33% to 35% year-over-year
 - **Non-GAAP loss from operations** of (\$20) million to (\$15) million
 - **Non-GAAP loss per share** of (\$0.11) - (\$0.08)
 - With the uncertainty surrounding the ongoing impact of COVID-19, Twilio is withdrawing its full year 2020 guidance.



Quarterly Total Revenue



SendGrid
 TWLO Organic
 Total Revenue Growth Y/Y (as reported)

57%
Q1'20 TOTAL REVENUE GROWTH Y/Y

48%
Q1'20 TOTAL REVENUE ORGANIC GROWTH Y/Y

¹Includes two months of SendGrid revenue as the acquisition closed February 1, 2019. The company is no longer breaking out the revenue contribution from SendGrid separately as the anniversary of the acquisition date has passed.

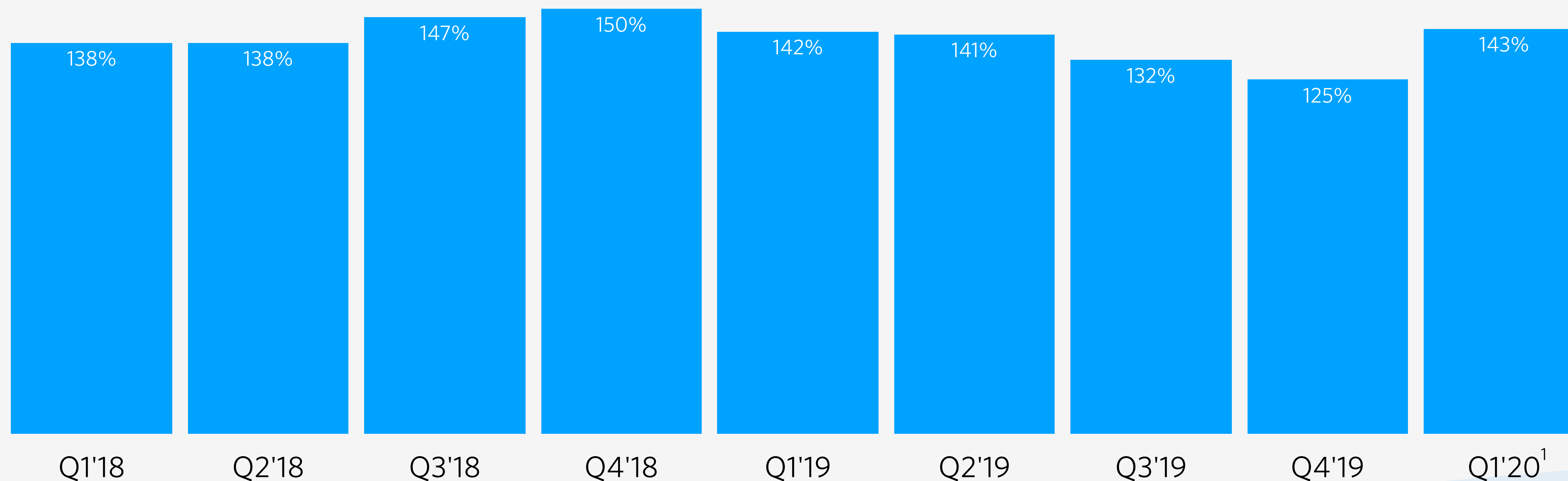
²Verizon A2P fees contributed approximately \$4 million in revenue in Q1'20.

Note: Some numbers may not add due to rounding.



Dollar-Based Net Expansion

Calculated using Total Revenue



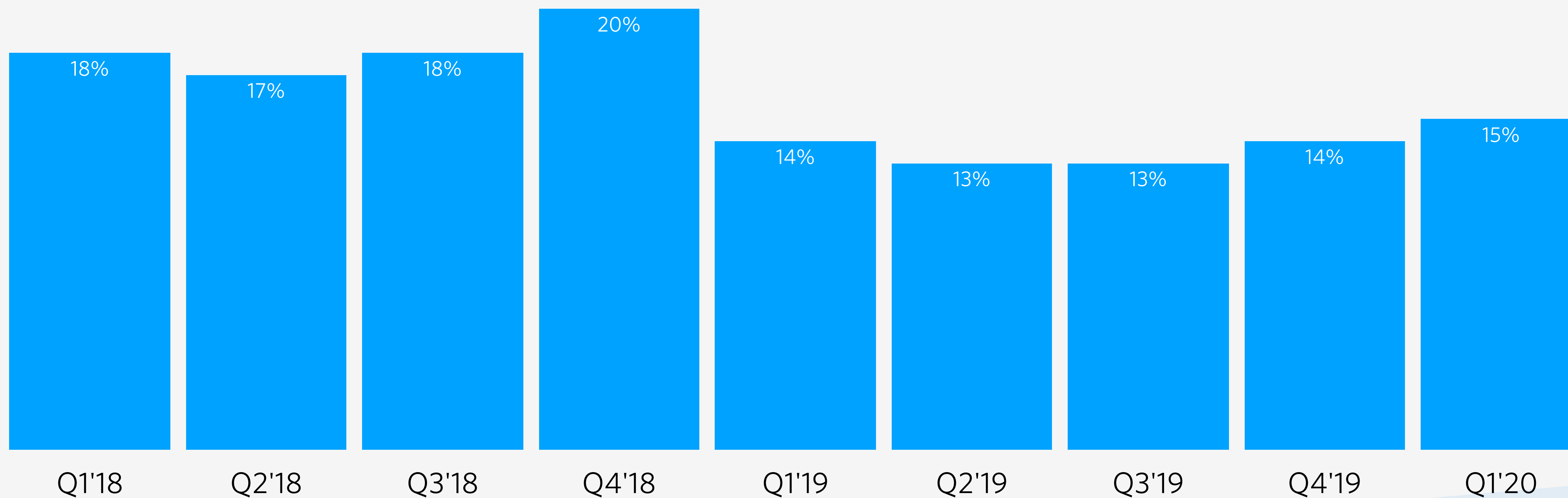
¹Includes revenue from the SendGrid acquisition, which closed Feb. 1, 2019. Excluding the contribution from SendGrid in January 2020, dollar-based net expansion rate would have been 135%.

Note: Twilio acquired SendGrid on Feb. 1, 2019. SendGrid is not included in any period prior to Q1'20 due to the company's definition of calculating dollar-based net expansion. For more information, refer to the appendix.



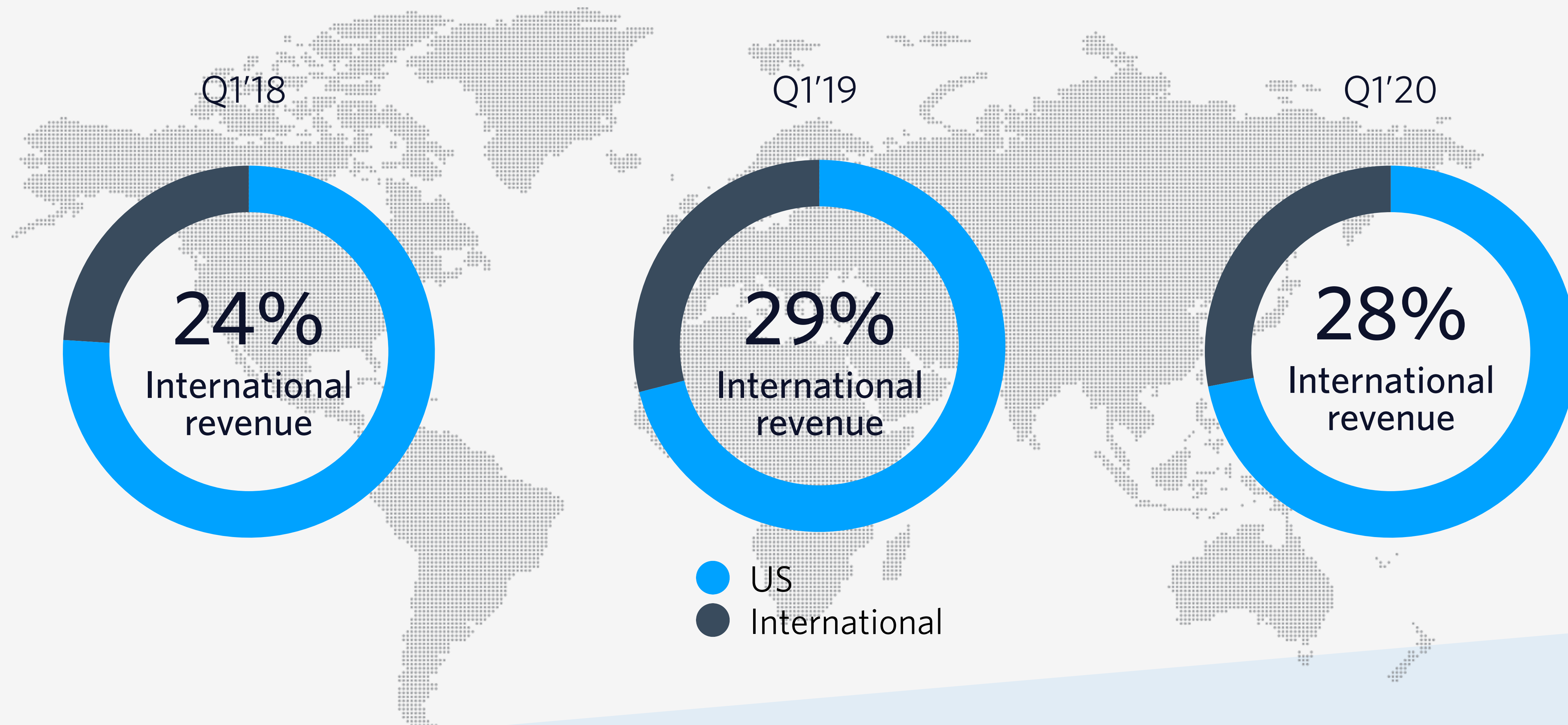
Top 10 Customer Accounts

Represents top 10 customer accounts as a percentage of total revenue in the respective quarter





Geographic Revenue Mix




Note: We define U.S. revenue as revenue from customers with IP addresses or mailing addresses at the time of registration in the United States, and we define international revenue as revenue from customers with IP addresses or mailing addresses at the time of registration outside of the United States.

THANK YOU





APPENDIX





Operating Metrics

Dollar-Based Net Expansion Rate. Our ability to drive growth and generate incremental revenue depends, in part, on our ability to maintain and grow our relationships with existing Active Customer Accounts and to increase their use of the platform. An important way in which we have historically tracked performance in this area is by measuring the Dollar-Based Net Expansion Rate for Active Customer Accounts. Our Dollar-Based Net Expansion Rate increases when such Active Customer Accounts increase their usage of a product, extend their usage of a product to new applications or adopt a new product. Our Dollar-Based Net Expansion Rate decreases when such Active Customer Accounts cease or reduce their usage of a product or when we lower usage prices on a product. As our customers grow their businesses and extend the use of our platform, they sometimes create multiple customer accounts with us for operational or other reasons. As such, for reporting periods starting with the three months ended December 31, 2016, when we identify a significant customer organization (defined as a single customer organization generating more than 1% of revenue in a quarterly reporting period) that has created a new Active Customer Account, this new Active Customer Account is tied to, and revenue from this new Active Customer Account is included with, the original Active Customer Account for the purposes of calculating this metric. We believe that measuring Dollar-Based Net Expansion Rate provides a more meaningful indication of the performance of our efforts to increase revenue from existing customers.

For historical periods through December 31, 2019, our Dollar-Based Net Expansion Rate compared the revenue from Active Customer Accounts, other than large Active Customer Accounts that have never entered into 12-month minimum revenue commitment contracts with us, in a quarter to the same quarter in the prior year. For reporting periods starting with the three months ended March 31, 2020, Twilio's Dollar-Based Net Expansion Rate compares the total revenue from all Active Customer Accounts in a quarter to the same quarter in the prior year. To calculate the Dollar-Based Net Expansion Rate, we first identify the cohort of Active Customer Accounts that were Active Customer Accounts in the same quarter of the prior year. The Dollar-Based Net Expansion Rate is the quotient obtained by dividing the revenue generated from that cohort in a quarter, by the revenue generated from that same cohort in the corresponding quarter in the prior year. When we calculate Dollar-Based Net Expansion Rate for periods longer than one quarter, it uses the average of the applicable quarterly Dollar-Based Net Expansion Rates for each of the quarters in such period. As a result of the change in calculation of Dollar-Based Net Expansion Rate, unless specifically identified as being calculated based on total revenue, any Dollar-Based Net Expansion Rates disclosed by our Company in SEC filings, press releases and presentations prior to the date of this presentation will not be directly comparable to our Dollar-Based Net Expansion Rates going forward.

Number of Active Customer Accounts. Twilio believes that the number of Active Customer Accounts is an important indicator of the growth of its business, the market acceptance of its platform and future revenue trends. Twilio defines an Active Customer Account at the end of any period as an individual account, as identified by a unique account identifier, for which Twilio has recognized at least \$5 of revenue in the last month of the period. Twilio believes that use of its platform by customers at or above the \$5 per month threshold is a stronger indicator of potential future engagement than trial usage of its platform or usage at levels below \$5 per month. A single organization may constitute multiple unique Active Customer Accounts if it has multiple account identifiers, each of which is treated as a separate Active Customer Account. Effective December 31, 2019, we round down the number of Active Customer Accounts to the nearest thousand.